

YOUR

COMMODORE

AN ARGUS SPECIALIST PUBLICATION

JANUARY 1988 £1.20



YOUR AMIGA
FREE 32 PAGE
SUPPLEMENT

C64 TAPE SYSTEM—FIND PROGRAMS FAST!

ACKROYD'S SAGA—EDUCATIONAL GAME TO TYPE IN ▲
CONTROLLING THE CI28's 80 COLUMNS ▲ C64 INPUT SYSTEM

TRILOGIC

A Touch of Magic

the expert

WITH ESM

SPECIAL PRICE
NOW

ONLY £29.99

Complete with V3.1 Software **FREE POST**

**NEW!
LOW
PRICE**

**NOW INCLUDING THE LATEST
V3.1 SOFTWARE UPGRADE!**



NEW

**THE EXPERT UTILITY
DISK**

- Specific multi-part back-up utilities
- Additional operating systems
- Fast file copier etc. etc.
- Monitor with print command.

ONLY £5.95

IT CAN NOW DO ALL THIS!

- | | |
|---|--|
| 1 PROGRAM PARALYSER | Stops even the most HEAVILY PROTECTED PROGRAMS AND DEFEATS ALL "anti-freeze" techniques |
| 2 BACK-UP GENERATOR | TAPE/DISK . DISK/TAPE . DISK/DISK. TAPE/TAPE. Transfers memory resident programs whether loaded from disk or tape. |
| 3 SPRITE EXTRACTOR | Displays the sprites for you to edit, and then save, or RESTART the game using your customised ones. You can view the animation too. |
| 4 SPRITE IMMORTALISER | This feature disables the sprite collision detection — prolongs active sprites . |
| 5 HIRES SCREEN GRABBER | Saves a HIRES screen and then alter it using one of several utilities widely available. |
| 6 CHEAT MACHINE | The easy way to enter cheats and "pokes". Gain extra lives, or infinite energy, etc., etc. |
| 7 CODE INTERROGATOR | A truly professional machine-code monitor, operating over all 64K Ram, with disassemble, compare, transfer, fill, assemble, hunt, search, modify, jump, number conversion, etc. PLUS, B command lists BASIC & R restarts a program. |
| 8 AND IT'S ... THE ONLY PROGRAMMABLE CARTRIDGE | You'll NEVER need to return the cartridge for upgrading - simply send for the latest software - only £2.00 exchange disk or tape. We calculate that you could buy and EXPERT and several upgrages for what it will cost you to upgrade rival products. |
| 9 PRINTER DUMP | Prints out exactly as shown on screen — high & low res. — works with serial printer. |
| 10 EXPERT EXPRESS | Use your EXPERT as a disk turbo cartridge to speed up disk loading. |
| 11 ICON DRIVEN | Operating system improved and even more powerful machine code monitor. Help key. Dual screen facility. |

And we haven't forgotten advanced users
There is now a 2 Pass Assembler
& Label Generating Disassembler included.

ALSO

- SAVES PROGRAMS IN ONE FILE
- COMPACTS PROGRAMS
- RELOADS & DECOMPACTS PROGRAMS WITHIN 35 SECS.
- EXPERT NOT NEEDED FOR RELOADING
- COMPATIBLE WITH ALL CBM 64s & 128 (64MODE)

**UPGRADE YOUR
EXISTING EXPERT
CARTRIDGE**

OUR POLICY OF EASY
UPGRADABILITY
BENEFITS EXISTING
USERS AGAIN .

FOR V3.1 SOFTWARE
SEND

ONLY £3.50

STATING WHETHER TAPE OR DISK REQUIRED, .



ALL PRICES INCLUDE VAT AND P&P.

• FAST MAIL ORDER SERVICE • PROMPT DESPATCH
• ALL PRICES FULLY INCLUSIVE PLUS 10 DAY MONEY
BACK GUARANTEE ON ALL BACK-UP DEVICES.
PAYMENT BY CASH, CHEQUES PAYABLE TO TRILOGIC
BY POSTAL ORDER OR ACCESS. ADD £1 EXTRA FOR
EXPORT ORDERS, PAYMENT IN STERLING ONLY PLEASE.

**EXPRESS
DELIVERY**
ADD £1.95



Write or 'phone TEL: (0274) 691115.
24 HOUR ANSWER PHONE

Trilogic Dept. Y.C. Unit 1
253B New Works Road
Low Moor, Bradford, BD12 0QP

THE EXPERT AVAILABLE IN EUROPE FROM CAT & KORSH ROTTERDAM 010-311-04507696

this Christmas time!!!

FREE UTILITY DISK!

WORTH £5.95
IF YOU BUY A NEW EXPERT
AND RAMBOX TOGETHER!

THE NEW

64k
ONLY **£49.95**

THE NEW V3.1 EXPERT
OPERATING SYSTEMS
ARE DESIGNED TO
USE THESE RAM PACKS
TO MAKE THE EXPERT EVEN
QUICKER & MORE VERSATILE TO USE.

- 32K OR 64K CAPACITY
- BATTERY BACK-UP BUILT-IN
- CONNECTS TO USER PORT (PAT. APPLIED FOR)
- ADD EXTRA PACKS USING A USER PORT EXPANDER

32k
ONLY
£39.95

The
Perfect
Partner for
Your Expert.
(with V3.1)

RAMBOX EXPERT RAM PACK

The EXPERT RAM PACKS are designed for use with the EXPERT cartridge and can be used to store several operating systems thus avoiding the need to load and reprogram disk or tape. They can also be used as general purpose memory packs ('rams disks') using software presently under development so that for example, you could save the current program in a battery back-up version ready for instant use. Another use would be to 'switch' from one program to another at the press of a key.

These ram packs, when combined with the EXPERT make the ideal software developers tool; further developments on this theme will be announced soon.

NEW LOW COST LEADS FROM TRILOGIC

AMIGA PRINT LINK
Don't retire your 64 Serial printer e.g. MPS 801. Trilogic Printlink links your Amiga and old serial printer and uses your 64 as an intelligent printer buffer/interface.
ONLY £29.95
Price includes leads and cartridge Software Package.

**CBM 1901 MONITOR
1901 RGB CONVERSION**
• FULLY AMIGA COMPATIBLE — ALL 4096 COLOURS.
• AUDIO SOUND LEAD INCLUDED.
• EXISTING INPUTS RETAINED — INCREASES THE VERSATILITY OF YOUR 1901.
Our conversion makes your 1901 a highly versatile medium res. Colour monitor which can be used with practically all computers, videos etc. — you should never have to buy another colour monitor.
Conversion costs **only £29.95**

inc. carriage add £12.00 for next day delivery.
IMPORTANT Please send the monitor by insured post or DATAPOST.
PLEASE PHONE FOR NEXT DAY DELIVERY



AL 1 For TV/Monitors with Euro-socket e.g. Sony
ONLY £12.95

AL 2 For Ferguson with DIN Socket
ONLY £12.99

AL 3 For CBM 1901 RGB/16 COLOURS
ONLY £14.99

AL 4 For Granada, Hitachi 7 pin DIN.
ONLY £12.95

**MAKE YOUR
TV MONITOR
JUST AS GOOD
AS THE
AMIGA!**

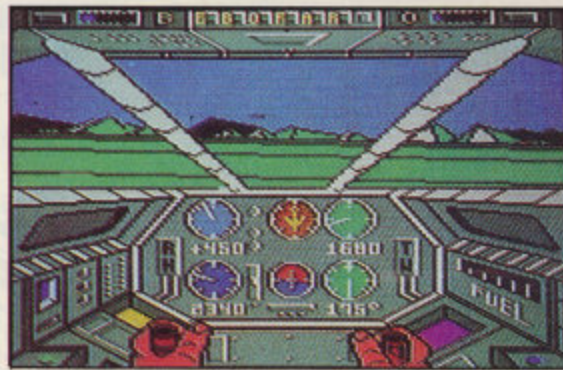
**STOP
PRESS!**

**LEADS ALSO
AVAILABLE
FOR ATARI!**



REGULARS

- *Data Statements* 6
- *Game of the Month* 10
Solid Gold




Above: *Infiltrator*. Below: *Winter Games*




Editor: Stuart Cooke
 Assistant Editor: Sue Joyce
 Advertisement Manager: Stuart Taylor
 Advertisement Copy Control: Laura Champion
 Origination: Ebony Typesetting
 Design: Argus Design Studio

Your Commodore incorporating Your 64 is a monthly magazine appearing on the first Friday of each month. Your Amiga is published every second month within the pages of Your Commodore. Argus Specialist Publications Limited Editorial & Advertisement Office, Your Commodore, No 1 Golden Square, London W1R 3AB. Telephone: 01-437 0626 Telex: 8811896.
 Subscription rates upon application to Your Commodore Subscriptions Department, Infonet Ltd, 5 River Park Estate, Berkhamsted, Herts, HP4 1HL.



- *Byting into the 6510* 13
Learn how to add an interrupt driven cursor to our typewriter program
- *Sprite Library* 32
This month we look at sprites in the form of vehicles
- *Bothersome Basic* 36
Continuing our series, this month we look at the INPUT command

• *Games Reviews* 41



On-Court Tennis

- *Teacher's Pet* 47
- *Competition* 50
Your chance to win the revised Konix joystick
- *Software for Sale* 63
- *Listings* 75
- *Back Page* 106

	C64	C16	C128	+4
• <i>Data Statements</i>				
• <i>Game of the Month</i>				
• <i>Byting into the 6510</i>	●		●	
• <i>Sprite Library</i>			●	●
• <i>Bothersome Basic</i>	●	●	●	●
• <i>Games Reviews</i>				
• <i>Teacher's Pet</i>				
• <i>Competition</i>				
• <i>Software for Sale</i>				
• <i>Listings</i>				
• <i>Back Page</i>				

FEATURES

- **BobsTerm Pro** 29
Could this be the ultimate communications package?

- **Best Buys of 1987** 71
The best games from '87




The Last Ninja

UTILITIES

- **80 Character Printout** 16
Produce 80 columns per line with your C64
- **Controlling the 80 Column**
- **Video Display** 18
Learn about the capabilities and limitations of VDC
- **Questionnaire 1** 21
Test the IQ of your friends with this fun program
- **May I Interrupt?** 23
Discover the world of interrupts
- **Ackroyd's Saga** 39
Learning tables with your computer

- **Enlarging the C64** 53
Produce enlarged characters by creating User Definable Graphics



Base Characters

- **Array Display Subroutines** 61
Create a screen input and display routine which acts on string arrays
- **C64 Tape System** 68
Provide a menu driven access to multi-program library

C64
C16
C128
+4

VOLUME 4
NUMBER 4

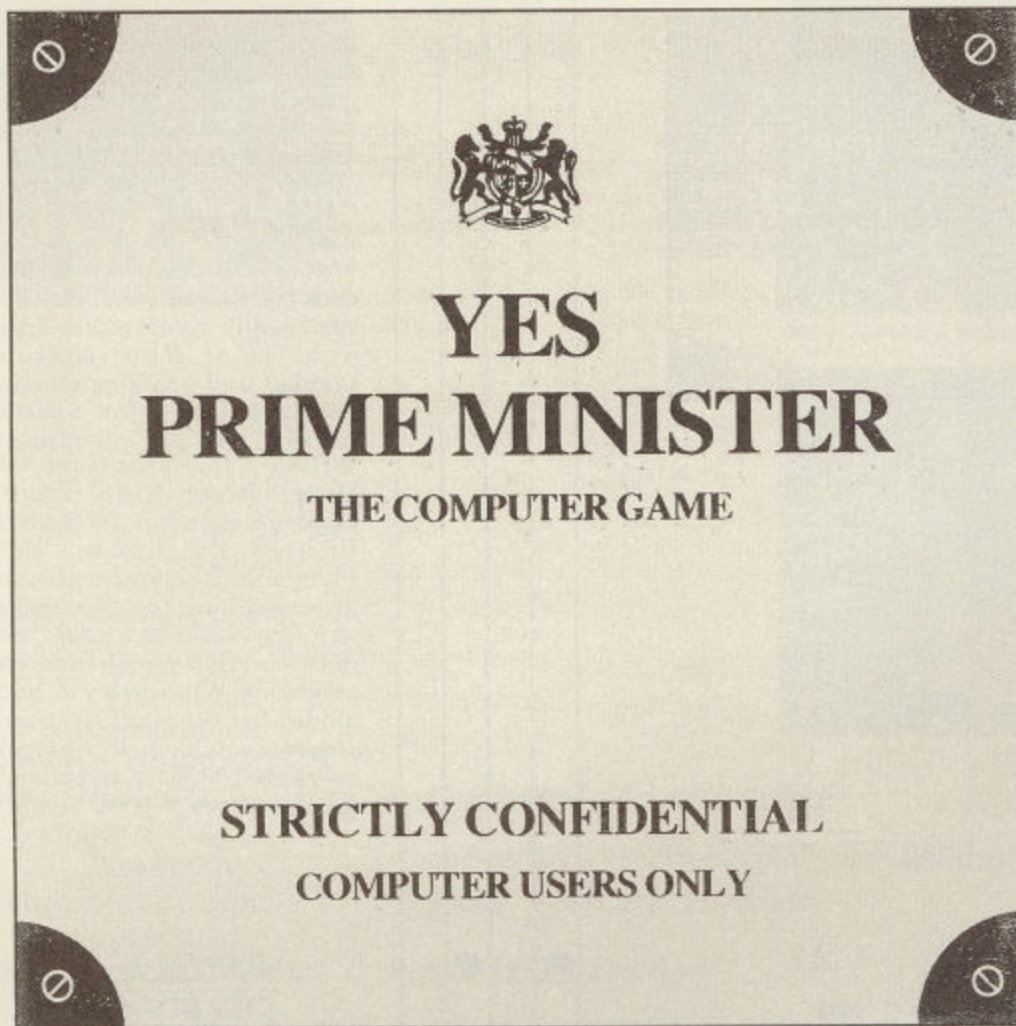
The contents of this publication including all articles, designs, drawings and programs and all copyright and other intellectual property rights therein belong to Argus Specialist Publications Limited. All rights conferred by the Law of Copyright and other intellectual property rights and by virtue of international copyright conventions are specifically reserved to Argus Specialist Publications Limited and any reproduction requires the prior written consent of the Company. ©1987. Distribution SM Distribution, 16-18 Trinity Gardens, London SW9 8DX. Printed by Chase Web, Plymouth. Opinions expressed in reviews are the opinions of the reviewers and not necessarily those of the magazine. While every effort is made to thoroughly check programs published for errors we cannot be held responsible for any errors that do occur.

ARGUS
PRESS
GROUP

OUT NOW!



DATA STATEMENTS



Television Tie-ins

There has been a sudden spurt of TV related titles in the last few weeks.

First, Mosaic Publishing is launching *Yes Prime Minister*, a game launched on one of the most popular comedy programs of recent years.

The player takes the part of Jim Hacker and must raise his standing in the polls during five days of turmoil and crises.

The game is available on C64 cassette at £14.95 and disk at £19.95.

TV games, Domark's new label, has announced the launch of three new titles for the C64. All based on popular television shows, the games are *Countdown*, *Bullseye* and *Treasure Hunt*, and all feature many of the familiar aspects of their counterparts on the box. All will cost £7.95.

Touchline:

Mosaic: Gorley Firs, South Gorley, Fordingbridge, Hants SP6 2PS. Tel: 0425 57055.

Domark: Domark House, 22 Hartfield Road, Wimbledon, London SW19 3TA. Tel: 01 947 5622.

Sport for All

Electronic Arts has recently released a whole host of sports games for the C64, so here's a quick run down of what's available.

Skate or Die is on C64 cassette (£9.95) and disk (£14.95). It's a skateboard simulation in which you have to compete in five different competitions. The contests are modelled on real championships and feature events like Ramp Freestyle, Downhill Race and Ramp Hill Jump.

Mini-Putt for the C64 (cassette £9.95 and disk (£14.95) is a crazy golf game in which nothing is as it seems. A smooth green can suddenly come to life and gobble your golf ball!

Test Drive is a driving simulation which lets you experience the thrill of driving some of the world's top cars including a Ferrari Testarossa and a Lamborghini Countach. The simulation displays the interior of the

car and the road to give the feel of a real test drive and the object of the game is to drive sections of the road within a given time limit.



Test Drive is available for the C64 at £9.95 cassette and £14.95 disk and is also out on the Amiga at £24.95.

Commodore has announced the release of an Amiga *Sports Pack* and a Commodore 64 *Sports Pack*. Each pack contains an assortment of sports games, a full size canvas bag and a 'Win a day at Chelsea' competition.

Touchline:

Electronic Arts: Langley Business Centre, 11-49 Station Road, Langley, nr Slough, berks, SL3 8YN. Tel: 0753 49442.

Commodore: Commodore House, The Switchback, Gardner Road, Maidenhead, Berks SL6 7XA. Tel: 0628 770088.



DATA STATEMENTS

Generally Speaking

The UK's first Technology Graduate Recruitment fair is to be held at the Novotel, Hammersmith 8-9 January 1988.

Chris Boon, of organisers Intro UK, said: "Since launching the fair, we have been very pleased by the initial take up of stands." Companies committed to appearing include Barclays' Bank, TSB, Dow Chemical, Thames Water Authority and Rank Xerox.

Exhibitors are hoping to attract graduates with technology and computing backgrounds at the specialist event.

Also relevant to those interested in computers, is the Data Protection Act 1984. The final elements of the Act came into force in November and will affect everyone in the UK.

For the first time, every man, woman and child has the legal right to see what is held on computer files about themselves and where appropriate to have the information corrected. It also gives individual the right to compensation under certain circumstances.

Lives can be seriously affected if inaccurate data is held about individuals. For instance, credit worthiness could be undermined or employment prospects blocked.

For further information about the Act and your rights under it, contact the Office of the Data Protection Registrar at the address in Touchline.

Touchline:

Intro UK: Crays Pond House, Crays Pond, Reading, Berks, RG8 7QG. Tel: 0491 681010.

Office of the Data Protection Registrar: Springfield House, Water Lane, Wilmslow, Cheshire SK9 5AA. Tel: 0625 535711.

In the Arcade

Domark, always on the lookout for big licensing deals, has just released a C64 version of *Star Wars*. The game is a conversion from the original licensed Atari coin-op game and bears a close resemblance to it.

You select your own difficulty level and then you're placed in charge of an X-wing fighter and are ready to fight the forces of the evil Darth Vader. The C64 cassette version is £9.95, and the disk version is £19.95.

Amiga News

The Amiga 500 has been reduced in price by Commodore to £499.99 including VAT. The announcement came recently after weeks of speculation over the pricing of the Amiga 500, the smallest machine in the Amiga range.

Boxed with the computer, and inclusive in the price, are *Deluxe Paint* from Electronic Arts and *The Very First* tutorial pack.

Tom Hart, National Sales Manager Consumer Products Division, said: "We believe that £499.99 inclusive of VAT offers a significant incentive to the consumer during the Christmas period and the months ahead. This is the only price change both are for the remainder of 1987 and for the foreseeable future."

Software is still being launched thick and fast for the Amiga range, a large percentage coming from US companies. Electronic Arts is no exception, having recently announced the arrival of four new Amiga products.

Three of these are musical. *Instant Music* (£24.95) allows even a novice to compose and play impressive sounding pieces. The program uses a non-standard form of musical notation which, it is claimed by EA, is exceptionally easy to read and a remarkable user interface to make creating music as easy as possible. Nor will *Instant Music* ever let the user play out of tune or out of rhythm.

The two other musical products are library disks to accompany *Instant Music*. These are: *It's Only Rock 'N Roll* and *Hot and Cool Jazz*. Both will retail at £9.99.

The fourth EA Amiga release is *Earl Weaver Baseball* a sports simulation co-written by two top

baseball managers Earl Weaver and Eddie Drombrower.

The arcade mode of the game is a challenging sophisticated simulation which features high resolution graphics and realistic digitised sound. However, there is a major strategic element to the game, in that players can step into the manager's shoes to set line-ups, trade and draft players, yank pitchers and outwit a variety of opponents including Earl Weaver himself. Players also get the chance to design their own baseball park. The game is priced at £24.95.

Sentinel Software has announced a price reduction for the *Word Perfect Amiga* word processor. Formerly £255, the program will now sell at £199.

Sentinel is also continuing its trade in offer to *Scribble* owners. Anyone currently using *Scribble* can obtain a £50 refund off the cost of *Word Perfect Amiga*. Simply send your old master disks and manual with a copy of your invoice for *Word Perfect Amiga* to Sentinel Software at the address in Touchline and you will get a £50 refund.

Touchline:

Commodore: Commodore House, The Switchback, Gardner Road, Maidenhead, berks, SL6 7XA. Tel: 0628 770088.

Electronic Arts: Langley Business Centre, 11-49 Station Road, Langley, Near Slough, Berks SL3 8YN. Tel: 0753 49442.

Sentinel Software: Wellington House, New Zealand Avenue, Walton-on-Thames, Surrey KT12 1PY. Tel: 0932 231164.





Richard Hanson, Managing Director of Superior Software gets to grips with *Bonecruncher*.

Domark is also planning future games based on the films *The Empire Strikes Back* and *The Return of the Jedi*.

Octapolis is a new arcade game from English Software. Set in the year 3987 the small planet of Octapolis is faced with the might of the Imperium. Luckily a secret weapon is available, enormous mental power. No enemy ship could approach and expect its crew to remain sane and sensible.

However the Imperium secret service has been trying to find a space pilot who would penetrate the zone around the planet and find a way through, so that Octapolis could be wiped out. Now a hero has been found and it's you.

Game features include split screen two way perspective scrolling, 40 detailed play areas and sound effects to match. It costs £9.95 for C64 cassette and £12.95 for the disk.



Imagine has released *Freddie Hardset*, an arcade action game for the C64 (£8.95 cassette and £12.95 disk). The game originated from Spanish software house Dinamic.

Freddie Hardset is a counter-espionage agent, skilled in martial arts and laser weaponry. However, Freddie habitually drinks too much and one night manages to crash his space ship on an enemy planet. The only way he can escape is to hi-jack an enemy space ship without being killed by human-reptile mutants, immune to laser fire.

Mirrorsoft has released a new Tony Crowther game for the C64 on disk (£12.95) and tape (£9.95). The game is called *Zig Zag* and is set in the twelfth dimension. As a trainee space pilot, you must face the ultimate challenge, the Matrix of Zog. Created to find the supreme space pilot, it has yet to fulfil

its purpose. Your aim is to find the eight crystals of Zog and escape to what lies beyond the Matrix.

As an incentive to would-be superpilots, Mirrorsoft is offering a ghetto-blasters signed by Tony Crowther to the



first five players who finish and discover the code on the hi-score table.

Superior Software is also offering prizes to accomplished games players. *Bonecruncher* is Superior's new arcade adventure for the C64 (£9.95 cassette and £11.95 disk) and the Amiga (£14.95). Bono is a baby dragon who runs a bath house in the depths of the sea for monsters fed up of stagnant water. Unfortunately, the baths attract some undesirables who love to eat baby dragon meat.

The competition can be won by anyone who finished the game. Each player who completes *Bonecruncher* successfully can claim a portable radio complete with headphone, a Bono badge and a winner's certificate.

In *Out of this World*, on the Reaktor label, you (Chuck Harison) and your C64 (an RP2-16 fighter jet) find yourselves in The Other World and have to negotiate eight levels, seven bonus levels and hostile enemy ships in order to make the enemy surrender. The game is available on cassette and disk at £9.99 and £12.99.

Electronic Arts has launched *Demon Stalker*, a one or two player arcade game for the C64.

Demon Stalker contains 99 levels of amazing mazes, all with different goals, messages, monsters and magic. And level 100 contains Calcrak the Demon, ready to battle with unwanted intruders. On each level are many useful items but you have no way of knowing if they are good or evil so be prepared to take risks. The cassette version of the game is £9.95 and the disk version costs £14.95.

Touchline:

Domark: Domark House, 22 Hartfield Road, Wimbledon, London SW19 3TA. Tel: 01-947 5622

English Software: 1 North Parade, Parsonage Gardens, Manchester M3 2NH. Tel: 061 835 1358.

Imagine: 6 Central Street, Manchester M2 5NS. Tel: 061 834 3939

Mirrorsoft: Athene House, 66-73 Shoe Lane, London EC4P 4AB. Tel: 01377 4837.

Superior Software: Regent House, Skinner Lane, Leeds, LS7 1AX. Tel: 0532 459453.

Reaktor: 9 Disraeli Road, Putney, London SW15 2DR. Tel: 01-785 4283.

Electronic Arts: Langley Business Centre, 11-49 Station Road, Langley, Nr Slough, Berkshire SL3 8YN. Tel: 0753 49442.

CBM 64/1
Sales/P
and Stock
"Very eas
package
- Comm
VIZA
Vizastar X
Vizastar X
Vizawrite
PRECISI
Superscr
Superbas
Superscr
& Super
Superscr
Superbas
Superscr
& Super
Superbas
GEOS
CBM 64/
Including
and Desk
GEOFILE
Geos Ba
COMMO
Commoc
Music Ma
Jack Atta
Software
1541C
1571
The ab
Softwa
6 Adve
Softwa
Quick f
Future
OCEA
Comm
★ Fas
★ Stu
★ Ext
★ Dur
Includ
Softw
6 Disc
Softw
Quick
Future
COMMO
2-colou
MPS803
CBM 64
Includin
COMPC
For Mus
ACTION
Tape to
NEOS M
WITH C
COMMO
BLAZIN
Lightpe
"Power
- Your
PRINTE
MPS 80
MPS 80
DPS 110

DIMENSION computers l.t.d.

27/29 High Street
Leicester LE1 4FP
Tel: (0533)
517479/21874

THE MIDLAND'S LARGEST COMPUTER STORE

CBM 64/128 and PLUS 4 COMPANIES PACK

Sales/Purchase/Nominal Ledgers with Invoicing and Stock Control, Disc £24.95
"Very easy to use — probably the friendliest package I have come across."
— Commodore User

VIZA
Vizastar XL8 64 £99.95 £79.95
Vizastar XL8 128 £129.95 £99.95
Vizawrite Classic 128 £99.95 £79.95

PRECISION
Superscript 64 £60.95 £49.95
Superbase 64/+4 £90.95 £39.95
Superscript 64
& Superbase 64 £169.90 £79.95
Superscript 128 £89.95 £74.95
Superbase 128 £99.95 £59.95
Superscript 128
& Superbase 128 £189.90 £119.95
Superbase, The Book £11.95

GEOS
CBM 64/128 Operating System
Including: Desktop, Geowrite, Geopaint,
and Desk Accessories, Disc £49.95

GEOFILE
Geos Based Filing System, Disc £37.50

COMMODORE 128 COMPENDIUM PACK
Commodore 128 Computer, C2N Data Recorder,
Music Maker Keyboard, Spirit of the Stones,
Jack Attack and International Soccer
Software £269.95

1541C DISC DRIVE £169.95
1571 DISC DRIVE £229.95

The above include 10 Discs, plus either:
Software Pack A
6 Adventure Games plus 5 Disc Arcade Games;
Software Pack B
Quick Brown Fox Wordprocessor, Easyfile Database, and
Future Finance Planning Package

OCEANIC OC 118N
Commodore Compatible Disc Drive
★ Fast, Quiet Operation ★ 174K Storage
★ Sturdy Slimline Construction ★ Fully C64/128 Compatible
★ External Power Supply Eliminates Heat Build-Up
★ Durable, Reliable Operation £139.95

Including either:
Software Pack A
6 Disc Adventure Games plus 5 Disc Arcade Games
Software Pack B
Quick Brown Fox Wordprocessor, Easyfile Database, and
Future Finance Planning Package

COMMODORE 560P
2-colour Dot Matrix Printer, takes 2¹/₂in. roll paper £49.95 £29.95

MPS803 TRACTOR FEED UNIT £29.95

CBM 64/128 MUSIC EXPANSION SYSTEM
Including Keyboard, Synthesiser and Software £99.95

COMPOSER/EDITOR SOFTWARE
For Music Expansion System, Tape or Disc £24.95

ACTION REPLAY Mk III
Tape to Disc Back-up Cartridge £29.95

NEOS MOUSE
WITH CHEESE SOFTWARE, Tape or Disc £24.95

COMMODORE C2N DATA RECORDER £29.95

BLAZING PADDLES
Lightpen/Graphics Illustrator Package, Tape or Disc £24.95
"Powerful, well designed — a really sophisticated graphics package"
— Your Commodore

PRINTER RIBBON OFFER
MPS 801, 802 Ribbons £5.95
MPS 803 & MPS 1000 £4.95
DPS 1101 Multi Strike £3.50

BUY FOUR AND GET ONE FREE!

AMIGA RANGE

AMIGA A500/CBM MONITOR OFFER
AMIGA A500 with COMMODORE 1081
HIGH RES COLOUR MONITOR,
Mouse, Workbench, Basic and
DPAINT Software £749.95

AMIGA A500 PACK 1
with Mouse, Workbench, Basic, DPAINT,
TV Modulator, 40 Disc Storage Box,
Dust Cover and 10 Games/Utility
Discs £458.85

AMIGA A500 PACK 3
with Mouse, Workbench, Basic and
DPAINT Software £429.95

PHILIPS COLOUR TV TUNER
For use with any Composite Monitor £78.95

AMIGA 1Mb 2nd Drive £129.95

AMIGA A2000 SYSTEM
AMIGA A2000 COMPUTER with COMMODORE
1081 HIGH RES COLOUR MONITOR
Including 1 year on-site maintenance £1259.00

PHILIPS 8833 COLOUR MONITOR
High Res with Stereo Sound Output £279.95

AMIGA A500
Upgrade to 1 Mb £113.00

AMIGA A500/8833 MONITOR OFFER
AMIGA A500 with PHILIPS 8833 HIGH RES
COLOUR MONITOR with STEREO SOUND
OUTPUT, Mouse, Workbench, Basic
and DPAINT Software £699.95

COMMODORE 1081
HIGH RES MONITOR £329.95

AMIGA A500 PACK 2
with Mouse, Workbench, Basic, DPAINT,
Sports Bag with Baseball, Golf and Football,
40 Disc Storage Box, Dust Cover and
10 Games/Utility Discs £489.95

OLIVETTI DM105
COLOUR DOT MATRIX PRINTER
Unbeatable on price/performance, the Olivetti
DM105 offers the following features:
★ Will faithfully reproduce any AMIGA screen
★ 120 cps Draft, 25 cps Near Letter Quality
Modes
★ Prints NLQ, Draft and Graphics in
Full Colour
★ Up to 240 Dots Per Inch Graphic Resolution
★ Full AMIGA Compatibility
★ Supported by
All Software £412.85 £199.95
Optional Tractor Feed Unit £34.50

CITIZEN 120D CBM PRINTER
High Quality Dot Matrix Printer
★ Near Letter Quality Mode ★ 120 cps Draft Print Mode
★ Friction and Tractor Feed ★ Needs no interface
★ Full Two-Year Warranty ★ 100% Commodore compatible
Commodore Version (with CBM64/128 Printer Lead) £169.95
Centronics Version (with Amiga Printer Lead) £179.95

STAR NL10 Dot Matrix Printer
Commodore Version (with CBM64/128 Printer Lead) £219.95
Centronics Version (with Amiga Printer Lead) £229.95
Commodore 1571 Double-sided Drive £219.95
Commodore 1901 Colour Monitor £219.95
Philips 64/128 Green Screen Monitor £89.95
Commodore 1541C Disc Drive £159.95
Commodore 128D £399.95
Commodore MPS 1000 CBM/Centronics Printer £229.95
Commodore 128 Computer £199.95
Commodore DPS 1101 Daisy Wheel Printer £199.95


PERSONAL CALLERS AND EXPORT ENQUIRIES WELCOME

ALL OFFERS STRICTLY SUBJECT TO AVAILABILITY

ALL PRICES INCLUDE V.A.T. UNLESS OTHERWISE STATED

To order, either send cheque/P.O. with coupon or ring (0533) 517479/21874 with Access/Barclaycard number. Please allow 7 working days for delivery from receipt of order or cheque clearance.
Please add £1.00 towards carriage and packing on any software order.
Hardware orders add £1.00 under £65.00 value, and £5.00 over £65.00 value.
Printer orders add £5.00 towards carriage.

Send to: Dept. No. YC 1, Dimension Computers Ltd.,
27/29 High Street, Leicester LE1 4FP.
Tel: (0533) 517479/21874 Fax: (0533) 511638



Item	Quantity	Price
.....
.....
.....
Total	
Name.....		
Address.....		
Telephone:.....		

Solid Gold

Go for gold in the latest in game compilations.

By Tony Hetherington

Compilations come and go and offer you a gaggle of goodies for the price of one game. They usually consist of one chart topper, two also rans and a few lemons. So the usual advice from reviewers is to buy it if you haven't already got the good game. Now US Gold has changed all that with Solid Gold, a compilation of five

great games. Now the advice is simple - buy it!

Gauntlet leads the impressive line-up that also includes the combat flight simulator *Ace of Aces*, the original version of *Leader Board*, the best of the "event" sports games, *Winter Games*, and *Infiltrator* which is a flight simulator, commando game and

arcade adventure all rolled into one.

Gauntlet took the coveted Christmas number one spot and is the conversion of the classic coin-op machine that was so popular that a slot for £1 coins was specially fitted to so players could cram in their money. The C64 version captured the excitement of the battles of a warrior,




wizard
again
sorcer
as the
dunge

A
with r
as the
open
invisi
health
and p
points
points

G
that's
contro
bitten
hours
coin-o

A
in the
bomb
briefl
bomb
to B
they
rocke
Lond
of 10
Ace o
all fo
O
your
your
both
rocke
off at

L
series
the p
game
Head
Desp
(the
Lead
partic



wizard, elf and valkyrie (two at a time) against ghosts, grunts, robbers, sorcerers and the aptly named deaths as they bravely delve deeper into the dungeon.

A staggering 512 levels packed with monsters and mayhem lay ahead as they search for treasure, keys to open doors, magic potions, amulets of invisibility and food to top up their health points. As monsters munch you and poisons drain you then the health points are lost. Run out of health points and you run out of game.

Gauntlet is a fast and furious game that's played in a state of semi-controlled panic by players that once bitten, are hooked for hours and hours. Unquestionably, the pick of the coin-op conversions.

Ace of Aces takes you to the skies in the pilot seat of a Mosquito fighter bomber. The game begins in the briefing room where you can choose to bomb a POW train carrying prisoners to Berlin, attack submarines before they escape to the open sea, deflect V1 rockets from their deadly course to London or dogfight with a squadron of 109's. If you want to become the Ace of Aces you will have to attempt all four at once!

Once airborne you certainly have your work cut out as you have to plot your course to that target, control both engines, select between guns, rockets and bomb weapons and fight off attacking ME109's.

Leader Board was the first of a series of four golf games from Access, the people who brought you subtle games such as the screaming Beach Head II and Raid over Moscow. Despite the lack of chaos and killing (the normal Access trademarks) the Leader Board courses can be vicious particularly to novice golfers.

Unlike other golf simulations that pontificate over club selection and fine angles **Leader Board** is a LOAD and go game.


Hit and Hope tactics seem to work as well as any other which makes it a real games players game which probably explains why it shot straight into the number spot in the charts.

The courses are a bit limited and consist of islands set in a massive lake so if you manage to stay out of the drink you'll probably get a good score. If you enjoy **Leader Board** then it's probably worth investing in one of its three sequels. **Leader Board Tournament** added four new but equally wet courses, the **Executive** version dried out the course and added trees and bunkers and finally **World Class Leader Board** is the definitive version complete with a top down map of each hole.

Winter Games was the third in the Epyx "Games" series that began with **Summer Games 1 and 2** and has since continued with **World Games** and recently **California Games**. **Winter Games**, another chart topper, is still my favourite.

Gruelling events push joystick athletes to their limits as they go for gold in the ice and snow.

Superb graphics form the



backdrop for events such as the ski jump and bobsled as well as the curious **Hot Dog Ariels** in which contenders must perform acrobatics while leaping off a ski slope! Skating comes in the three varieties of speed, figure and free but the most gruelling event has got to be the biathlon. This is a cross country race against time in which you must also shoot targets to get a good score and a chance of a medal. After the biathlon, the 1500m will be easy.

Last but no means least **Infiltrator** casts you as Johny "Jimbo-Baby" McGibbets as you set off in your super helicopter to save the world once again. This time the Mad Leader is up to his old tricks again and you must stop him.

In the first of three missions you must fly your Whizbang Enterprises Gizmo Attack helicopter through enemy airspace then land and infiltrate the enemies base. With only your usual toolkit of sleeping gas, false papers and gas grenades you must search the base and photograph the Mad Leader's plans and then escape back to base. This mission leads you through a combat simulator to a commando style arcade adventure and back again in one amazing game.

Each of these games is a classic in its right but together for only £9.99 they are pure solid gold.

Touchline:

Title: Solid Gold. **Supplier:** US Gold, 2/3 Holford Way, Holford, Birmingham B6 7AX. **Tel:** 021-356 3388. **Machine:** C64. **Price:** £9.99 cass/£14.99 disk.

Originality: 4/10. **Playability:** 10/10. **Graphics:** 9/10. **Value:** 11/10.

Byting into the 6510

This month we continue our typewriter program in machine code by adding an interrupt driven cursor and find out more about the machine stack.

By Burghard-Henry Lehman

Personally, I consider the most exciting thing about computers is their tremendous flexibility. Even though they are only machines, they are the most versatile kind ever invented. This opens the way for unlimited creativity, and at the end of the day, a computer is as good as what you make of it.

For example, you may be forgiven for thinking that since you bought yourself a Commodore 64 you are lumbered with a slow and pretty limited Basic for ever. But the moment you learn something about how flexible the machine really is, you'll find that this is only the tip of the iceberg. The deeper you get into the C64, the more you will discover that it has been designed in ways which literally beg you to make more out of it. In the end you could change your computer so completely that you could have a brand new computer every week! And this is not really as difficult as you might think. In fact, the designers of the C64 made sure of that in several ways.

In the following article we will discover a powerful way of changing your C64 considering the use of vectors.

Vectors

In the last article in this series I told you a little about the maskable interrupt which is called upon every 60th of a second and enables the computer to read the keyboard and print the flashing cursor. Now we want to use this knowledge and create our own cursor.

First of all, let's look at exactly what happens every 60th of a second.

Each time the interrupt is called the microprocessor is made to jump to the last location of the C64 which is hex FFFE or decimal 65535. Actually, it's not really jumping to this address, but using this uppermost location to find out where to jump to next. (You might like to know that all processors of the 6502 family, to which the 6510 belongs, are programmed to read the vector at \$FFFE. But from there all machines take different routes).

So this is what a "vector" is all about. It is very similar to what we have already learned when dealing with indirect addressing - the contents of two locations point the microprocessor to the address of another location.

The vector at the top of the C64 tells the 6510 to jump to a routine at hex FF48, decimal 65352. This is the start of the interrupt routine and begins with the 6510 saving the contents of all its registers and so afterwards, it can continue with whatever it was doing before. It is then made to jump via another vector.

This vector is located in RAM, at hex 0314 or decimal 782, and is the one which interests us most. Because it is located in RAM we can change it and thus make the 6510 jump to our routine, instead of the usual routine in ROM.

Driving a Wedge

Vectors are very useful because they permit flexibility in the design of a micro. When a computer first comes onto the market the operating system is seldom as fully developed as hoped. There are very often bugs present (the

people who program the operating system are just as fallible as the rest of us...). It is also very likely that the designer comes up with ideas for improved facilities.

Without vectors those changes in the operating system would mean that the whole program would have to be re-written completely. It would also mean that some of the hardware of the computer might have to be re-designed and this would result in a lot of very unhappy people who have spent their hard-earned money on a brand new micro, only to find themselves within a very short time lumbered with a machine which is hopelessly out of date. This problem can be solved by using vectors which are fixed locations, either in RAM or in ROM. All that has to be changed now is the contents of the vector location, which makes the microprocessor jump to the new or modified routine.

Vectors are also very useful to the humble programmer. If a vector is in RAM, he can change it and make the microprocessor jump to his routine instead of the one in the operating system. This is called "driving a wedge", and is used by all the extended Basic programs available for the C64.

We will also use this method, for programming our own cursor.

Turning the Cursor On

The interrupt routine which I have run into a separate source file (located at 50000 - see listing 2) consists of three routines:

- the routine, which turns our cursor on.
- the routine, which turns it off.

• the interrupt routine itself, which is called upon every 60th of a second via the vector at \$0314.

"Turning the cursor on" could sound a little misleading, as we don't infact turn anything on or off. All we do is change the vector at \$0314. But for our purpose this means, that from then on our cursor is "turned on", in the sense that the computer will now jump to our routine instead of the one in Kernal-ROM which is located at \$EA31.

Later on, when we "turn the cursor off", we will do the opposite, i.e. change the vector back to normal.

As you can see from lines 150 and 250 (and 330 and 380, respectively), I have introduced two new op-code mnemonics: "SEI" and "CLI". You may remember that in the last article I said that we are dealing with a "maskable interrupt", that is an interrupt which can be turned on and off by software.

This is exactly what "SEI" and "CLI" do: "SEI", which stands for "SEt Interrupt flag", disables the interrupt. "CLI", which stands for "CLear Interrupt flag", enables it. The interrupt flag is bit 3 of the flag register of the 6510. If this flag is clear (0), the microprocessor executes the interrupt every 60th of a second. If it is set (1), it doesn't.

It is very important to disable the interrupt while we make the 6510 change the vector. Remember, in the time which it takes you to read lines 160 to 190 in our program listing, the 6510 will have called the interrupt at least sixty times! So it could easily change part of the vector at \$0314 and then jump to the interrupt, using the same vector which it has just partially changed. This would result of course in it jumping to somewhere quite nonsensical! And this, in all likelihood, will mean a complete crash!

So we have to prevent the 6510 from following the interrupt while it is changing the vector.

In lines 210 to 230 I zero the two variables ("CURSFLAG" and "COUNT"), which will be used in the interrupt routine itself. More about this in a minute.

Flashing the Cursor

What does "flashing the cursor" mean? (and I am not thinking of the possible naughty connotations...)

In slow motion it means that there are two states in which a certain

position on the screen can be: in the normal C64 mode you either have the character at that position printed normally or in reverse. The flashing effect comes from the machine alternating between these two states.

What happens is very simple - some of the time the interrupt is called, it prints the character in normal, while the rest of the time it prints it in reverse.

If it alternated between these two every 60th of a second, it would happen so quickly that you wouldn't be able to see the cursor. All you would get at that position is a bad case of flicker.

Therefore we have to introduce a timing device to make it alternate about once a second. This is what the variable "COUNT" is all about, which I introduced in lines 210-230. (Of course, by changing the value in "COUNT" you could easily change the timespan to suit your taste!)

It starts off with "COUNT" = 0. And every time the interrupt is called, this is bumped up by one (line 580). Then it is loaded into the accumulator and compared with 20 (lines 580-610). If it doesn't equal 20, the program exits straight away to line 980 (JMP \$EA7B makes it jump to the rest of the normal interrupt routine in the Kernal, which makes it read the keyboard as usual).

If it reaches 20, first, "COUNT" is reset to zero (lines 650-660), ready for the next go. Then it tests a variable which I have called "CURSFLAG". This contains either 0 or 1.

If "CURSFLAG" contains zero, the character "under the cursor" is reversed, by adding 128 to it (lines 740-810).

If "CURSFLAG" contains one, the character is put back to normal by subtracting 128 (lines 860-920). (I hope that you are aware, that you can do this with all screen codes, simply by adding or subtracting 128 to it...)

This is all there is to our cursor routine, except that every time "CURSFLAG" is zero, we load it with one and every time it is one, we clear or reset it. Don't think me too pedantic mentioning this little matter, because if you overlook it I can assure you the computer won't! And this will result in the cursor being off most of the time, which means you won't have a cursor!

Turning the Cursor Off

As I've said already, lines 310-390 turn our cursor off, by changing the vector at \$0314 back to normal.

I mention this specifically, because if you use your own interrupt routine you should always turn it off, when you don't need it any more!

The first reason for this is that your interrupt routine might slow other operations down, such as loading or saving to disk or tape, especially if your interrupt routine is longer than the one in ROM.

Secondly, it is easy to forget that your routine will indeed be executed every 60th of a second! Therefore, some of the variables which you use in the interrupt routine might be used by the operating system or by the program you are running in the meantime.

For example, if you use my "Speedy Assembler" routine (notice the subtle plug!), you should always turn off any interrupt routines you are experimenting with, before reassembling them. And above all, take care to reset all vectors as they were before. "Speedy Assembler", like many other programs of this kind, changes some of the vectors for its own purposes. If you want to be safe, exit from the assembler, run your program and then re-enter "Speedy Assembler" by typing "SYS 22623".

Introducing a Textfile

Having created our very own cursor (and I hope you will feel free to experiment with different versions) we now want to expand our typewriter routine in order to see our cursor working in all its aspects.

Figure 1

SEI=SEt Interrupt flag
 CLI= CLear Interrupt flag
 PHA=Push contents of the Accumulator
 PHP=Push contents of the Processor status register
 PLA=PuLl contents of the Accumulator
 PLP=PuLl contents of the Processor status register

The main program in Listing 1 is similar to my last one, apart from the fact that I've added quite a few facilities to it, which makes our program more like a wordprocessor.

First of all, I have introduced a textfile which is useful for saving the text we have written and also sending it

to the printer later on. A textfile is an area in memory (in my case starting from 10000 but you can change this to any location which suits you) which stores the printable characters we have typed. In lines 140-170, "TEXTFILE" is initiated, and in line 780-790 the ASCII-character which results from the keypress is put into "TEXTFILE".

The accepted way to store characters with wordprocessors is in ASCII and not in the Commodore screen codes. Printers, including the Commodore printers, know nothing about screen codes, and later on you might even want to send a textfile down the line to another computer. ASCII is the standard and Commodore screen codes aren't!

Having introduced a textfile we have of course to take other routines into account! In other words, we are now dealing with two "current positions": one on the screen and one in the textfile! Both have to be updated in concord.

CRSR Left and Right

Since we have now got a cursor, we naturally need to move it! To this purpose I have built a cursor left and right facility into the program. And here I have been more clever than usual! Instead of writing two separate routines I have built both facilities neatly into the existing routines.

The idea is simple, if you move the cursor to the right, it is the same as if you enter letters - only without the letters, if you get my drift...

On the other hand, if you move the cursor to the left, it is like deleting characters - only without actually deleting anything.

Therefore, cursor right fits neatly into the normal writing routine, while cursor left goes into the deletion routine.

With the cursor routine, the only important thing is, that I don't want the cursor right ASCII-character, which is 29, to be printed on the screen, because this would give me "J", as it happens. So whenever CRSR right is pressed, the program jumps straight to line (980) where the print position (both on screen and in the textfile) is updated.

For cursor left I had to do some modifications to the deletion routine:

First of all, in lines 1340-1390 I used the X-register instead of the accumulator to test for the beginning of the screen. This is because I do not want to corrupt the contents of the

accumulator, which at this point contains the result of the last keypress.

Then I save the contents in the accumulator by pushing it onto the machine stack (line 1430). (More about this in a minute!). This allows me to decrement the print position one to the left, as usual. It suits me that it recovers the character to the right too, because in this way I get rid of the cursor!

Afterwards I pull the contents of the accumulator from the machine stack (line 1760) and give it another test. If it contains 20, then it is the deletion routine, if it contains 157, then it is cursor left, which means that no further action needs to be taken. It jumps straight to the exit in line 1890.

Pushing and Pulling

In the first article of this series I briefly mentioned the existence of the so-called machine stack.

The trouble with the machine stack is that, like so many others in computing, it is thought of as mysterious, and difficult. In reality it is nothing more than another area in the computer-RAM (starting at \$0100 or decimal 256 - the next page after zero-page) which is used for storing data.

These data-bytes are simply piled on top of the other. This has the effect that the machine stack grows to the roof. (Where else should it grow, if you pile things on it?). With heaps like this it would of course, not be a very good idea to retrieve items by pulling them from the bottom or the middle. If you do this with a pile of books, you might easily have a nasty accident. Nothing like this happens with the machine stack, but the data-byte you pull is meaningless to the computer.

So, you "push" things onto the top of the stack and you "pull" them back from the top again. The secret of the whole thing lies in the sequence in which you do all your pushing and pulling:

If you push A, B, and then C, and you want then to start pulling things again, the first thing you get is C, B, and finally A. The whole secret of using the machine stack lies in pulling first what you pushed last, and pulling last what you pushed first.

The 6510 actually has a special register - the "stack pointer", which you can program and therefore change the top of the stack, as it is perceived by the computer. But this is something for connoisseurs and kamikaze pilots. You also always have to bear in mind

the machine stack, and whether its proper functioning is vital to the proper functioning of the computer as a whole!

Because every time the 6510 jumps to a subroutine it pushes the return address onto the stack. If, at the end of that subroutine, it can't retrieve the proper address back from the stack, it is well and truly lumbered!

So, if you push something onto the stack, always be sure to pull it before you leave the subroutine you are in!

The advantage of using the stack to store things, is that it is convenient and cheap in memory. "PHA" and "PLA" together use only two bytes, and that's half the length you need if you store in a zero-page variable. The disadvantage arises if you are not quite certain whether you will have pulled before you exit.

For example, at the beginning of our deletion routine I could have pushed unwittingly the contents of the accumulator onto the stack before I tested the screen position in lines 1340-1390. But this would result in the stack getting out of order every time the user presses the deletion key at the beginning of the screen. Because it would then jump straight to the exit in line 1890 and this would mean that there would be no equivalent pull from the stack! This would have created the type of classic machine code bug that usually takes days to find!

Unlike other microprocessors, the 6510 allows you to push only two registers onto the stack: the accumulator and the flagregister. "PHA" stands for "Push the Accumulator onto the stack", while "PLA" stands for "Pull the Accumulator from the stack". To push and pull the flag register use "PHP" and "PLP" respectively.

And Finally

Everything else in Listing 1 is very much the same as it was last time. I would like to give a special mention to lines 430 and 1980 which turn our cursor on and off and thus activate and deactivate our interrupt routine in listing 2.

I'll leave you with a little something to try for yourself. What about adding a CRSR up and down routine to our program? Here comes the only hint I am willing to give you - you have to add 40 to the screen (and textfile) position for CRSR down and subtract 40 for CRSR up. VG
See listings on page 77.

80 Character Print Out

Improve the printing powers of your C64 to produce 80 characters per line with this handy program.

By Jens Meyer

This program enables the Commodore 64 to print 80 characters per line instead of the usual 40. It does this by using the graphics screen, and not the text screen. All inputs are diverted to the graphics screen, where the letters are printed to half their normal width. Despite the fact that they are much thinner than normal letters, they are still clear and can be read easily.

The program is written entirely in machine code, but can be loaded normally and started using "RUN".

After loading you will be asked if you want the Eprom version - type 'N' for no and 'Y' for yes. If you select yes, a new version of the program starting at \$2000 will be saved to disk, enabling the user to program an Eprom with it later on, if you have the necessary equipment. The Eprom has some advantages to the normal version. It is much more compatible with other programs, as it is "Hidden Away" under the ROM and not stored in the Basic memory.

However, most users will select "NO". This will start the program immediately and means that you can simply save it to disk or tape with no need to program an Eprom, as this

version creates the 80 column display.

The Eprom option merely exists for a very small minority of people.

When the program is started, the following restrictions and changes occur:

- As the program uses the Hi-Red mode, only one colour can be used at any one time.
- The screen memory map is twice as big as usual because there are twice as many characters, and goes from \$CFCF.
- It is possible to mix upper and lower case letters and graphics because the

graphics mode is being used, and letters which are already on the screen will not be changed, even if, for example (SHIFT)+(COMMODORE) are pressed. The new character set is created by using bits 0,2,4 and 6 of the letters of the old character set.

Also, there is a routine in the memory which scrolls up everything on the graphics screen by 8 pixels (one line) to imitate the scrolling upwards in the text mode.

The characters are stored in both the screen memory map and the graphics bit map.

The following table shows the use of the memory by 'ROM 80':	
\$C400-\$C7FF	NEW CHARACTER SET
\$C800-\$CFCF	SCREEN MEMORY MAP
\$CFD0-\$CFFB	ROUTINE FOR SCROLLING GRAPHICS
\$CFFF	PRESENT FORE - AND BACKGROUND COLOUR
\$DC00-\$DFE7	(\$5C00-\$5FE7 IN RAM VERSION) COLOUR
\$E000-\$FF3F	(\$6000-\$7F3F IN RAM VERSION) GRAPHICS BIT MAP

But enough of all the technical details. If you want your Commodore 64 to have an 80 column display, just

use 'ROM 80'.

See listings on page 77.

The most powerful productivity software ever developed for your computer




SuperScript gives you everything you need for professional word processing in one easy to use package. Its menu command structure puts you immediately at ease, with no complicated commands to memorise, yet

SuperScript combines business-style editing, spell checking, calculator, row and column arithmetic and full mail merge facilities. The phrase glossary feature enables you to store whole passages of text, or command sequences and recall them with a simple key.

Commodore 64 disk **£24.95**
Commodore 128 disk **£29.95**


Superbase is the most powerful database system ever developed for 8 bit computers. Why? Because not only can you access its commands from menus but you can string them together with BASIC commands to form your own complete programs. Superbase can import data from and export to other programs via sequential files. In addition the C-128 version will load together with the SuperScript word processor to create a completely integrated office system.

Commodore 64 disk **£24.95**
Commodore 128 disk **£29.95**



The in-depth guide to using the Superbase system, from first steps through to advanced programming techniques. The wealth of hints, tips and practical examples makes Superbase: The Book required reading for anyone working or contemplating working with Superbase.

194 pages **£11.95**



SuperDiskdoc is the ultimate Commodore disk utility program, and the best protection there is for your valuable data. Zoom in on the bytes on your disk, interpret them in hex, ascii or plain English, make any changes you want, then replace them. SuperDiskdoc brings you extra security. You know that in the event of an accident to your data you have the best tool available to repair the damage.

Commodore disk **£9.95**



ORDER FORM

Mail to: Precision Software Limited,
6 Park Terrace, Worcester Park, Surrey KT4 7JZ

Please send me:

Free Post and Packaging within the UK.

Cheque enclosed Visa Access/Mastercard

Credit Card Number

Expiry Date _____ Signature _____

Name _____

Address _____

Post Code _____

14 Day Money Back Guarantee - Return your package unopened and we will refund your purchase price.

 Precision Software Ltd. 6 Park Terrace,
Worcester Park, Surrey KT4 7JZ
Telex: 8955021 Precis G Fax: 01-330 2089
Phone for our catalogue: 01-330 7166

Controlling the 80 column video display

If you own a C128 and you're eager to know more about the capabilities and limitations of VDC, then read on.

By Leigh Brown

It is useful to have a rudimentary knowledge of Machine Code as some of the operations that the 8563 can perform are not possible in BASIC. Also, it is important to remember that a monitor is needed for 80 columns and some people may not be able to afford the expensive Commodore monitor. I would advise those people to use a standard monochrome monitor.

The VDC has been designed to cater for most of the programmers' needs. For example, it has its own cursor and its own 16K bytes of RAM. However, it has a few drawbacks, but you should get used to these after using the VDC for a while. The first of these is the addressing of the VDC. All of the 37 registers are accessed via two locations in the Input/Output area of the computer. These locations are \$D600 and \$D601 and act as a simple Input/Output port. For example, to store 15 in register 11 you store 11 in location \$D600 and then store 15 at \$D601. And to read from register 11 you store 11 in location \$D600 and then read the value from \$D601.

Figure 1

7	6	5	4	3	2	1	0
ALT	RVS	UND	FLA	RED	GRE	BLU	INT

Figure 2

\$D600: Read: --- << 6 bits register select >>
Write: status Lpen Vblank ---
\$D601: Both: << 8 bits for reading and writing data >>

Figure 3

Reading to and writing from registers: Using these routines, X is the register and Accumulator holds data.

.write	STX \$D600	/Write register	
.test1	BIT \$D600	/is VDC busy?	ROM COPY
	BPL test1	/yes, then wait	AT \$CDCC
	STA \$D601		
	RTS		
.read	STX \$D600	/Write register	
.test 2	BIT \$D600	/is VDC busy?	ROM COPY
	BPL test2	/yes, then wait	AT \$CDDA
	LDA \$D601		

Location \$D600 also has some other uses when read. Bit 7 returns the status of the VDC, in other words whether it is busy or not, as some operations take some time. Bit 6 is used for the light pen, which doesn't concern us. Bit 5 is the vertical flyback bit, so you can synchronize events to the monitor or alter the screen without flickering occurring.

The 16K RAM of VDC

As mentioned before the VDC 'owns' its very own RAM, but it can only be indirectly accessed via the registers. This means you can redefine the character set which is held in the VDC RAM, or store directly to screen. However, this cannot be done in BASIC, so we must resort to machine code. The registers we need are 18, 19, 30, and 31. They must be written to in this order:

Store the high byte of the address in register 18.

Store the low byte of the address in register 19.

Store the byte to poked at address in register 31.

Store the number of characters in register 30.

However, the VDC stores the number of characters plus one. So in register 30 we have to store the number of characters minus one. Also, you may have noticed that you can't print one character. Oh well you can, all you need to do is *not* write the number of characters to register 30. The whole process is carried out with bit seven of register 24 cleared.

You can also copy RAM from place to place, using the same method but thankfully it works properly! The number of characters to be copied corresponds to the word count register (31). The method is basically the same as storing characters but you must set the copy bit in bit 7, register 24. The start address to be copied is stored in registers 18 and 19, and the destination address is stored in registers 32 and 33. The copying process begins when the word count register is written to.

The VDC Screen

The screen is extremely versatile - you can change the physical size of the

Figure 4

Reading and writing RAM. Writing one character:

```
.write1      PHA          /temporary store
              TXA          /store
              LDX #19      /low
              JSR write    /byte.
              DEX          /store
              TYA          /high
              JSR write    /byte
              LDX #31      /recall
              PLA          /and store
              JSR write    /data
              LDA #18      /store dummy
              JMP write    /and leave (if stand alone
.write        STX $D600    /omit 'JMP write')
.test1       BPL test1
              STA $D601
              RTS
```

Writing more than one character: Accumulator holds the character to be stored, location 250 holds number of characters minus 1, X and Y hold the low and high address of the location in VDC memory.

```
.writem      PHA
              TXA
              LDX #19      /write low byte.
              JSR write
              DEX
              TYA          /write high byte.
              JSR write
              LDX #31      /write character
              PLA          /to be stored.
              JSR write
              LDA 250      /write number of
              DEX          /characters-1.
.write       STX $D600
.test1      BIT $D600
              BPL test1
              STA $D601
              RTS
```

Reading a byte from RAM.

```
.read1      TXA          /store
              LDX #19      /low
              JSR write    /byte
              DEX          /store
              TYA          /high
              JSR write    /byte
              LDX #31      /recall
              JSR read     /and store
              RTS         /return, Acc. = value
.write      STX $D600
.test1     BIT $D600
              BPL test1
              STA $D601
              RTS
.read     STX $D600
.test2   BIT $D600
              BPL test2
              LDA $D601
              RTS
```

Continued on page 57

COMMODORE PLUS-4/C16 NEW!-BANGS AND CRASHES!! RHYTHM BOX

This Rhythm/Drum box will set your feet tapping! At a very modest cost you can sequence a wide variety of digitally recorded percussion sounds. Very easy to use. No knowledge of music is required. In seconds you can set up pulsating rhythms to accompany your music. A variety of drums, tom toms, cymbals and a bass guitar combine to produce sounds you never thought possible on the C16/Plus 4. Easy entry of rhythms and a powerful pattern editor. An excellent package — good value at £7.95 cassette £9.95 disc.

NEW!-WISP Amazing new product!

WISP offers you a refreshing new way to operate your PLUS 4. WISP stands for Windows Icons Silicon-disc Package. It is packed with many powerful features. Everything in your new operating environment is run through windows — just like on very expensive computers. Built in window facilities include a) calculator b) silicon disc c) note pad d) directories e) fast load and save f) error trapping g) programming windows.

Windows may be closed and neatly stored as icons. A smooth sprite is used to select the windows you wish to use from the pull down menus.

With the silicon disc you can instantly save, load and directory — all in under half a second (much faster than even a disc drive!).

The fast load and save to cassette is about ten times normal speed! We have never before sold such a feature packed program to give you power to control your computer to its limits. The ultimate programming environment. Incredible value. Plus 4 only. Cassette — £9.95 Disc £14.95.

NEW!-BLACK CAT 2

We have black cat 2 in stock and waiting to be despatched to you! Have you ever wanted to use your PLUS-4 Wordprocessor, Spreadsheet, Business graphics etc. with a cassette unit? This program allows you to save your files to cassette rather than disc (as forced to by Commodore).

Version 2 incorporates a FAST load and save system so you can save your files to cassette at disc speed! Quick, convenient, easy to use. Only £5.95.

THE MIRROR-TAPE BACK UP

Super tape to tape back up copier catering for many PLUS-4/C16 games. Backs up both standard and FAST loading software. Very popular utility — Excellent Value — £7.95

THE WAND-TAPE TO DISC

Make full use of your disc drive by effortlessly converting many of your games/software to disc. We have had many letters telling us how much people appreciate this utility. Excellent value — supplied on disc — £12.95

PHOTON LOAD- FAST LOAD AND SAVE

Have you ever wasted time waiting for your programs to load or save? PHOTON LOAD, the new cassette operating system loads in seconds and allows you to load and save your programs at about TEN times the speed of a normal load or save. Why spend money on a disc drive when you can load and save this fast. Great value £7.95

SUPER SPRITE

This extremely clever utility allows you to use 8 sprites simultaneously over a low-resolution screen. With this program you can now imitate the sprites found on the Commodore 64! A complete package with FREE demo programs and a FREE sprite designer. What more do you need to bring real power to your games on your C16/PLUS 4. A must for games programmers. Excellent value — Cassette £7.95 Disc £9.95

ELECTRIK PENCIL!!!

A truly excellent high resolution art program. Magnificent masterpieces can be quickly drawn using the powerful facilities provided by this package. Impressive results in no time at all. Cassette only £7.95 Disc only £9.95

CASSETTE INTERFACES

If you have a Commodore 64 cassette unit which you would like to use with your C16/PLUS 4 then you need one of these. Just plug in and go! — Only £5.95

MERLIN ASSEMBLER

100 o/o machine code assembler for the Plus-4/C16. Very fast assembly of source code. Easy entry/editing of code via the full screen editor. Full load/save and printer facilities. Variable names, labels, hex/decimal, text and data statements, remarks, post indexing of variables etc. Many other facilities too numerous to mention. Highly recommended — A truly superb assembler. Comes with instruction booklet and working examples of machine code routines. READ THE EXCELLENT REVIEW IN YOUR COMMODORE - MARCH 1987. Cassette £8.95 Disc £13.95

JOYSTICK ADAPTORS

Converts any joystick to Plus 4/C16 format. Simply plug in and go! Only £3.50

Tape Head Alignment C16/+4

The perfect cure for the majority of loading programs. Specification as for the Commodore 64 (see below). Only £6.95

COMMODORE 64 EVER HAD A LOADING PROBLEM?

Then send off for WIZARD'S "TAPE HEAD ALIGNMENT KIT 64" — The most common cause of loading failure is bad alignment of your tape heads. This kit allows you to set up the tape heads of your cassette unit for the BEST possible loading conditions. In many cases this will make a remarkable difference in loading reliability. The complete feature packed kit — £6.95!!!

RAPID despatch of orders.

Send an S.A.E. for our current catalogue with full descriptions. U.K. P&P FREE and by FIRST CLASS post. Europeans please ADD 50p. Outside Europe ADD £1.50 for AIR MAIL. Overseas orders welcome. All payments must be made in pounds sterling. Cheques/POs to:

WIZARD SOFTWARE (Dept. Y101),
20 Hadrian Drive, Redhills, Exeter,
Devon EX4 1SR.

WIZARD SOFTWARE (Dept. Y101) 20 Hadrian Drive, Redhills, Exeter, Devon EX4 1SR.

POOLSWINNER II

THE ULTIMATE POOLS PREDICTION PROGRAM

- **MASSIVE DATABASE** Poolswinner is a sophisticated Pools prediction aid. It comes complete with the largest database available — 22000 matches over 10 years.
- **PREDICTS** Not just SCOREDRAWS, but ALWAYS, HOMES and NO SCORES.
- **SUCCESSFUL SELEC** guarantee that Poolswinner performs significantly better than chance.
- **ADAPTABLE** Probabilities are given on every fixture — choose as many selections as you need for your bet. The precise prediction formula can be set by the user — you can develop and test your own unique method.
- **SIMPLE DATA ENTRY** All team names are in the program. Simply type in the reference numbers from the screen. Or use FIXGEN to produce fixture list automatically (see below).
- **LEAGUE AND NON-LEAGUE** All English and Scottish League teams are supported, and also the non-league sides often used on pools coupons.
- **PRINTER SUPPORT** Full hard copy printout of data if you have a printer.



Boxed, with detailed instruction booklet

PRICE £15.00 (all inclusive)

NOW AVAILABLE

FIXGEN 87/8

AT LAST! No more struggling for hours to get the fixture list into the computer. FIXGEN has been programmed with all English and Scottish League fixtures for 1987/8. Simply type in the date, and the full fixture list is generated in seconds. Fully compatible with Poolswinner. Yearly updates available.

POOLSWINNER with FIXGEN £16.50 (for both)

COURSEWINNER v3

THE PUNTERS COMPUTER PROGRAM

You can develop and test your own unique winning system by adjusting the analysis formula, or use the program in simple mode. Coursewinner V3 uses statistical analysis of major factors including past form, speed ratings, course statistics, prize money, weight, going, trainer and jockey form etc. It outputs most likely winners, good long odds bets, forecasts, tricasts etc. The database includes vital course statistics for all British courses. You can update the database — never goes out of date. FULL PRINTER SUPPORT.

PRICE £15.00 (all inclusive) includes Flat AND National Hunt versions.

ALL PROGRAMS AVAILABLE FOR: AMSTRAD CPCs, AMSTRAD PCWs, PC1512, All BBCs, All SPECTRUMS, COMMODORE 64/128.
Supplied on tape (automatic conversion to disc) — except PCW and PC1512 (on disc — add £3.00).

order with



phone 24 hrs

selec
SOFTWARE

37 COUNCILLOR LANE, CHEADLE, CHESHIRE SK8 2HX. ☎ 061-428 7425

(Send for full list of our software)

order with



phone 24 hrs



WORLDWIDE
SOFTWARE



C64/128	cass	disk
Street Baseball	7.25	9.00
Street Basketball	7.25	9.00
Subbattler Simulator	7.25	11.20
Super Hang On	7.25	11.20
Super Sprint	7.25	11.20
Through the Trap Door	6.55	11.20
Thundercats	7.25	11.20
Victory Road	6.55	9.75
Wizard Wars	7.25	9.00
Wizzball	6.55	9.75
World Class Leaderboard	7.25	11.20
720 degrees	7.25	9.00

C64/128 Disk only

Alternative Reality Dungeon	14.95
Autoduel	14.95
Battlecruiser	19.95
Battles in Normandy	18.95
Broadsides	19.95
Carriers at War	24.95
Colonial Conquest	19.95
Defender of the Crown	11.20
Destroyer	11.20
Europe Ablaze	23.95
Guild of Thieves	14.95
Hitchhiker's Guide to Galaxy	19.95
Hollywood Hi Jinx	19.95
Leather Goddess (Adults only)	19.95
Lurking Horror	19.95
Moebius	14.95
Ogre	14.95
Panzer Grenadier	19.95
Plundered Heart	11.20
Shylo	19.95
Silent Service	11.20
Stationfall	19.95
The Pawn	14.95
Ultima I/II/III/IV	14.95
Up Periscope	28.95
USAAF	23.95
Wargame Construction Set	14.95
Witness	19.95
Lockable 100 disk storage box	9.95
or storage box + 10 Blank disk	16.95

AMIGA

King of Chicago	22.95
Roadwar Europa	18.95
SDI	22.95
Silent Service	18.95
Sinbad	22.95
Starglider	18.95
Terrapods	18.95

C64/128	cass	disk
Airborne Ranger	11.20	14.95
Alternate World Games	7.25	11.20
Bankok Knights	7.25	11.20
Blood Valley	7.25	11.20
Buggy Boy	7.25	11.20
B24	11.20	14.95
California Games	7.25	11.20
Capt. America	7.25	9.00
Compendium	7.25	11.20
Driller	11.20	14.95
Eightenment Druid II	6.55	9.75
Elife 6 Pack Vol 2	7.25	11.20
Eye	7.25	11.20
Firetrap	7.25	11.20
Flight Sim II	29.95	37.95
Flying Shark	6.55	9.75
Football Director 6.55		
G Linekers Super Soccer	7.25	11.20
Galactic Games	7.25	11.20
Game Set & Match	9.75	13.50
Gauntlet II	7.25	9.00
Gryzor	6.55	9.75
Gunboat	6.55	10.95
Gunship	11.20	14.95
International Karate +	7.25	11.20
Knightrider	11.20	11.20
Last Ninja	7.25	11.20
Live Ammo	7.25	11.20
Magnetron	6.55	9.75
Mean Streak	7.25	9.75
Mini Office II	12.75	14.95
Morpheus	6.55	9.75
Outrun	7.25	9.00
Pirates	11.20	14.95
Psycho Soldier	6.55	9.75
Ramparts	7.25	9.00
Red October	11.20	14.95
Roy of the Rovers	7.25	11.20
Rygar	7.25	11.20
Shoot em Up Const. Set	11.20	14.95
Sloane	7.25	9.75
Stealth Fighter	11.20	14.95
10 5 1/2" Blank Disk	7.99	

AMIGA

California Games	18.95
Defender of the Crown	22.95
Flight Simulator II	37.95
Goldrunner	18.95
Guild of Thieves	18.95
Insanity Fight	18.95
Karate Kid II	18.95

PLEASE PHONE FOR DISCOUNT PRICES OF ITEMS NOT LISTED

All prices include post & packing in U.K. Overseas orders please add £1.00 per cass/disk for AIR MAIL delivery.

Cheques or postal orders payable to:

WORLDWIDE SOFTWARE

1 Bridge Street, Galashiels TD1 1SW Tel: 0896 57004
all items subject to availability E & OE

Questionnaire 1

Whether you wish to test your neighbours IQ or find out how clever friends at your computer club are, this program will help you.

By David Warner

Questionnaire I enables you to compile your own multiple-choice quizzes and save them out to disk for use at a later date. You can use the program just for fun or even use it for educational purposes.

The program is presented here as two Basic programs. Type them both in separately and save them out to disk. When you want to use the program simply LOAD and RUN the program "Q-BOOT". The second part of the program will then load and execute automatically.

What's the question?

Obviously before you use the program for the first time you will need to set up some questions.

When you select the 'create questions' options from the main menu you will be asked for the number of questions that you want to set. You will then be asked for each question in turn together with a number of possible answers. Once all of the information for each question is answered, you will be asked to indicate which is the correct answer.

If you find that your question is over one line in length, you must start the next line *three* spaces from the start of the second line. This is to ensure that the text will be correctly formatted when displayed on the screen.

See listings on page 77.

Save your work

When saving your questions out to disk, you may find it useful to include the number of questions within the filename. The reason for this is that you will need to tell the computer how many questions are to be loaded when you want to reuse any quizzes that you have set. As an example "HISTORY 20" would be a set of 20 history questions.

Time out

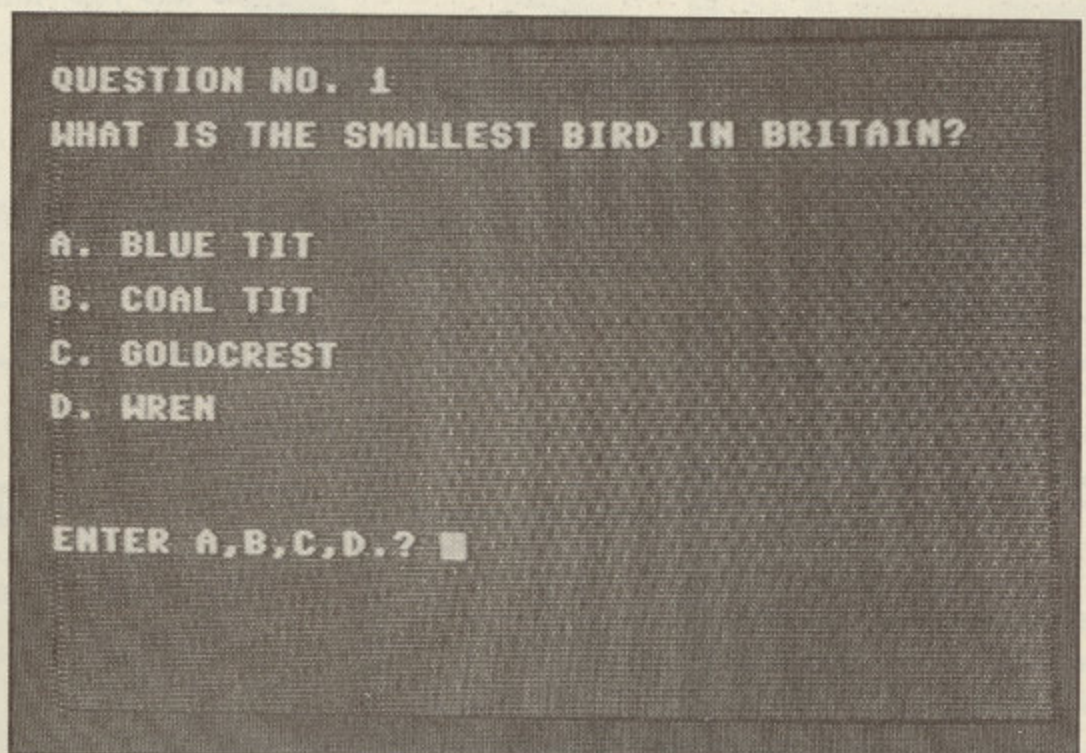
Provision is made within the program

to display a clock on the screen. To use this feature you should enter the time in the format P.12.05.00 the P being PM (A for AM) and the following numbers being the hours, minutes and seconds respectively.

Software for Sale

Should you purchase this month's software for sale disk you will find that there are three sets of example questions for this program on it.

YC



May I Interrupt?

How to make your C64 reveal its split personality.

By Norman Doyle

Interrupts can make your computer do things that it was never designed to do. For example, it is impossible to have capital letters, Commodore graphics and lower case letters on the screen at the same time. The usual form is capitals and graphics with no lower case; or capitals, lower case and limited graphics.

To have everything on the screen at the same time, we have to change the screen style in mid-scan. This is known as a raster interrupt because it takes place during the time that the screen, or raster, is being scanned.

First of all, we have to tell the computer where we want the interrupt to occur on the screen. The scan time is divided into 256 parts but although a full scan takes 256 raster count units, the screen is only visible when the value lies between 51 and 251. By storing a value in \$D012, you can cause an interrupt to occur at any moment during the scan period. If this occurs while the visible portion of the screen is being scanned, it is called a split-screen interrupt.

First of all, we have to set up the interrupt conditions. Listing 1 may seem familiar because it's based on the routine that I showed you last month. The new part of the initialise routine sets the raster interrupt.

The accumulator is loaded with the value which represents the point at which I want to interrupt the screen. It is stored in location SD012 - the raster compare byte. Next, the computer has to be told to expect a raster interrupt. This is done by setting the first bit in location SD01A.

You'll notice that there are two interrupt routines and that one modifies the interrupt vector (double byte \$0314) to point to the other routine. So you establish two interrupt environments which are executed on alternate interrupt periods.

The basic routine causes the colours of the screen and border to change in mid-scan and the effect on the screen makes the top of the screen yellow and the bottom area black.

Apart from changing the interrupt vector, each routine has to reset the

Table 1

Command Type	Examples	No of cycles	
Implied	CLC CLD CLI CLV DEX DEY INX INY NOP SEC SED SEI TAX TAY TSX TXA TXS TYA	2	
	PHA PHP	3	
	PLA PLP	4	
	RTI RTS	6	
	Absolute	JSR	6
	Relative	BCC BCS BEQ BMI BNE BPL BVC BVS	2*

*Add an extra clock cycle when the program takes the branch and add another if the branch then crosses a page boundary.

value of the interrupt compare byte to that of the other interrupt value. Then the computer is told to execute the next screen interrupt by setting the lowest bit of location \$D019.

In case you're wondering why two interrupt routines are necessary, consider what would happen with only one. When the first interrupt occurs the screen colour changes and will not automatically change back to the original colour. The net effect, therefore, would be to maintain yellow as the screen colour no matter what the run time program was trying to dictate. The second interrupt changes the colour so that the colour banding occurs.

The RASTER1 and RASTER2 values are arbitrary ones which I have selected for this demo. The first value must be less than 51 otherwise a black band would appear at the top of the screen - a good way to create a coloured band across the middle of the

screen. RASTER2 determines where the colour change occurs, therefore any value between \$43 and \$FB could

The second routine starts off with several NOP commands. Although these apparently do nothing, the effect is to delay the execution of the colour change so that it occurs at the end of a line. Without this delay, the interrupt would occur in the middle of the line causing glitches which may show up as flickering or create a 'step' on the smooth line of the screen split.

Such timing problems can be tackled in one of two ways. The NOP system lengthens the interrupt code and reduces the amount of time in which other things could be done. A better way of overcoming this problem is to place the colour change code further down the routine, after calculating the number of clock cycles which are needed for the delay. A list of these cycle times can be found in Table 1 and Table 2.

program should run as if nothing has changed:

```
LDA # ROUTINE1&255 ... 2 cycles
STA LO.VECTOR ..... 4 cycles
LDA # ROUTINE1/256 ... 2 cycles
STA HI.VECTOR ..... 4 cycles
LDA # RASTER1 ..... 2 cycles
STA $D012 ..... 4 cycles
Total=18 cycles
```

To get both sets of characters on the screen at the same time means indulging in a little emulation. This may seem like cheating but a little study of the ROM handling will reveal the reasons why the technical white lie is necessary.

The VIC chip can only access one 16K block of memory at a time. This not only applies to the screen but also to the character set. On power up the screen is situated at \$0400 but the character ROM lies at \$D000, well over 16K away. To allow the VIC to 'see' the ROM, the operating system places an 'image' of the ROM at \$1000. This image is invisible to the user but essentially very real and necessary to the operating system of the computer.

All we do with the supplementary Listing 2 is to physically transfer the ROM characters to the lower section of memory where its image normally lies.

Having done this, the two routines have to be altered to switch between the 'capitals' characters and the lower case ones. This is done by altering location \$D018 which acts as a character pointer. How this works does not concern us yet, it will be the subject of a later section of this series.

Next, enter Listing 3 and then run it. You will see two capitals blocks but press any key and the bottom set changes to lower cases. Now we have both character sets displayed at the same time.

Move the cursor to the bottom line of the screen and continue pressing down the cursor until the first line of the bottom block lies on the screen split. Now you can see that my 'arbitrary' split value was not so arbitrary after all!

What you should see is that the top half of the letters are in capitals while the bottom half remain in lower case.

That's as far as I am going during this session but next time I'll be concerning myself with smooth scrolling and the tricks that all this can open up to the programmer. YG

See listings on page 77.

Table 2

Accumulator	Immediate	Absolute	Absolute,X	Absolute,Y	Absolute Indirect	Zero Page	Zero Page,X	Zero Page,Y	(Indirect,X)	(Indirect),Y
ADC	2	4	4*	4*	.	3	4	.	6	5*
AND	2	4	4*	4*	.	3	4	.	6	5*
ASL	2	6	7	.	.	5	6	.	.	.
BIT	.	4	.	.	.	3
CMP	2	4	4*	4*	.	3	4	.	6	5*
CPX	2	4	.	.	.	3
CPY	2	4	.	.	.	3
DEC	.	6	7	.	.	5	6	.	.	.
EOR	2	4	4*	4*	.	3	4	.	6	5*
INC	.	6	7	.	.	5	6	.	.	.
JMP	.	3	.	.	5
LDA	2	4	4*	4*	.	3	4	.	6	5*
LDX	2	4	.	4*	.	3	.	4	.	.
LDY	2	4	4*	.	.	3	4	.	.	.
LSR	2	6	7	.	.	5	8	.	.	.
ORA	2	4	4*	4*	.	3	4	.	6	5*
ROL	2	6	7	.	.	5	6	.	.	.
ROR	2	6	7	.	.	5	6	.	.	.
SBC	2	4	4*	4*	.	3	4	.	6	5*
STA	.	4	5	5	.	3	4	.	6	6
STX	.	4	.	.	.	3	.	4	.	.
STY	.	4	.	.	.	3	4	.	.	.

*Add one clock cycle if indexing crosses a page boundary.

The timing is not too crucial because setting up a new scan line takes approximately 28 cycles. From our example, we can calculate that

nine NOP actions represent 18 cycles. This means we have to add between 18 and 46 cycles. If the following liners are moved to replace the NOPs, the

H&P COMPUTERS UK

ARE YOU STILL PAYING HIGH PRICES FOR DISKS?

Are you still paying high prices for disks??

Look at our high quality, low cost disks!

10 5.25" DS/DD FLOPPY DISKS
ONLY £6.00 incl

or

20 5.25" DS/DD FLOPPY DISKS
ONLY £11.00 incl.

All disks include u.k. p&p, and are fully guaranteed

WE'VE SMASHED THE PRICES OF 3.5" DS/DD DISKS!!

You no longer need to pay high prices to get high quality disks!

10 3.5" DS/DD DISKS
ONLY £15.00 incl

20 3.5" DS/DD DISKS
ONLY £29.00 incl

SMART DISK BOXES AT EVEN SMARTER PRICES!!

3.5" Disk boxes, holds 80 disks -
ONLY £12.50!

5.25" Disk boxes, holds 50 disks -
ONLY £9.50!

5.25" Disk boxes, holds 100 disks -
ONLY £11.50!

SPECIAL OFFER!

£1.00 off any disk boxes when you buy 20 or more disks!

CONNECT IT TOGETHER WITH OUR QUALITY CABLES

CPC/1 C64/128 cebtronics printer cable £15.00 incl

CPC/2 2mtr. Serial Keyboard extension cable C64/128 £7.00 incl

CPC/3 C128D Keyboard Extention cable £15.00 incl

CPC/4 Amiga 1000 Printer Cable £15.00 incl

CPC/5 Amiga 500/2000 Printer Cable £15.00 incl

S/PC/6 Amiga 1000 Serial Cable £25.00 incl

S/PC/7 Amiga 500/2000 Serial Cable £15.00 incl

ATC/1 Atari Printer Cable £15.00 incl

ATC/2 Atari Serial Cable £15.00 incl

C64/128 RS232 INTERFACE

The H&P Computers Commodore RS232 interface is a full industrial standard RS232 interface with all handshaking lines, that plugs into the user port. It will fit all modems and printers with a "25 way D connector

ONLY £25.00 incl. And we give you an Xmodem comms program on disk. **FREE!!**

C64/VIC 20 COMPATIBLE POWER SUPPLY...

Fuse Protected & Fully Repairable
with 12 Months Guarantee!!

ONLY £19.00

CUMANA CAX 354 AMIGA DISK DRIVE

Full 800K of formatted storage for either

A500 owners or users of system 1 and 3 - A1000 series

NOW ONLY £125.00 incl!!

ORDERS TO DEPT YC

H&P COMPUTERS UK

9, Hornbeam Walk, Witham, Essex, CM8 2SZ

24hour telephone answer machine service
for Access orders on (0376) 511471



TOTAL BACKUP POWER! Now ACTION REPLAY!

NOW EVEN MORE POWERFUL, MORE FRIENDLY AND WITH

ONLY
£29.99
POST FREE

Action Replay works by taking a 'SNAPSHOT' of the program in memory so it doesn't matter how the program was loaded - from tape or disk - at normal or turbo speed.

● **WARP 25. THE WORLD'S FASTEST SERIAL DISK TURBO - NOW EVEN FASTER! LOADS 200 BLOCKS IN 6 SECONDS! 240 BLOCKS IN 7 SECONDS!** - that's even faster than some parallel systems. Built into the cartridge - no extra hardware or software required. Includes supercast, warpsave, scratch, filecopy/convert. Integrated with normal disk turbo for supercompatibility - auto detects warp or normal format so no special load commands are required. Turbo and Warp speed are entirely independent of the cartridge with SUPERBOOT.

● **SIMPLE TO USE:** Just press the button and make a complete backup - tape to disk, tape to tape, disc to tape, disk to disk. THE PROCESS IS AUTOMATIC - JUST GIVE THE BACKUP A NAME.

● **TURBO RELOAD.** All backups will reload at turbo speed, COMPLETELY INDEPENDENTLY OF THE CARTRIDGE.

● **SPRITE KILLER.** Make yourself invincible. Disable sprite collisions - works with many programs.

● **PRINTER DUMP.** Freeze any game and print out the screen. Eg. loading picture, high score screen etc. Works with most printers. MPS 801, 803, Star, Epson etc. Double size, 16 shades, reverse print option. Very versatile - no user knowledge required.

● **PICTURE SAVE.** Save any Hires multicolour screen to disk at the push of a button. Compatible with Blazing Paddles, Koala, Artist 64, Image System etc.

● **SPRITE MONITOR.** Unique Sprite monitor allows you to freeze the action and view all the sprites, watch the sprite animation, save or delete any sprite. Load sprites from one game into another to make customised programs.

● **POKES/CHEAT MODE.** Press the button and enter those pokes for extra lives etc., then restart the program or make a backup. Ideal for custom games.

● **MULTISTAGE TRANSFER.** Even transfers multistage programs from tape to disk. The extra parts fast load - a unique feature. Enhancement disk available for non-standard multi-loaders (see below).

● **SUPER COMPACTOR.** Ultra efficient program compaction techniques. Each program saved as a single file. 3 programs per disk side - 6 programs per disk, if you use both sides.

● **TEXT MODIFY.** Change title screens, high score screens etc. Put your own name into a game then restart it or make a backup to tape or disk. Very simple to use.

● **MONITOR.** Full feature 'Floating' type MACHINE CODE MONITOR. All standard features plus many more: assemble, disassemble, hex dump, interpret, transfer, compare, fill, hunt, number conversion, bank switching, relocate, load/save etc. Uses no memory. Full printer support.

● **DISK MONITOR.** A special monitor for use on the RAM inside your disk drive. All the usual commands - a useful hacking tool.

● **WHOLE DISK COPY.** Copy a full unprotected disk in under two minutes with only one drive.

● **FAST FILE COPY.** Works with standard and Warp 25 files of up to 249 blocks. Converts formats to and from Warp 25.

● **FAST FORMAT.** Under 20 seconds.

● **TOOLKIT COMMANDS.** A whole range of useful new commands including: AUTO LINE NUMBERING, DELETE, MERGE, APPEND, OLD, LINESAVE, etc., PRINTERLISTER - list any program (including directory) directly from disk to printer or screen without corrupting memory.

● **REDEFINED FUNCTION KEYS.** Single stroke commands for operation of many common commands including: LOAD, SAVE, DIR. Load from directory - no need to type in filename.

● **TAPE TURBO.** Designed to make turbo load/save for your own programs. No screen blanking during loading.

REMEMBER all features are built in and available at the touch of a key. All features work with both **TAPE** and **DISK**. (Except multipart transfer & disk file utility).

ENHANCEMENT DISK

Contains routines for transferring many of the non-standard multi-load games from tape to disk. Over 40 titles. Latest additions are **LAST NINJA**, **ROAD RUNNER** (infinite lives option), **BLOOD 'N' GUTS** (play any event), **DECEPTOR**, **LEADERBOARD EXEC** and **WORLD CLASS**, **KILLED UNTIL DEAD**, **MASK**, **INDIANA JONES**, **IMPLOSION**, **TAIPAN**, plus all the classics including **SUMMER GAMES**, **WORLD GAMES**, **DRAGONS LAIR 1 and 2**, **GAUNTLET**, **SUPERCYCLE** etc. Works in conjunction with **ACTION REPLAY**.

Disk includes **GRAPHIC SLIDESHOW** for displaying pictures saved with **ACTION REPLAY**. Plus Warp 25, Superboot - non Action Replay owners can speed up their 'expert' or 'freeze machine' programs to see what they have been missing.

AC
BUT
ACT
● All
Plus 3

ME
CH
ME
an
M
A
-
b
th
fr
cl

IT TAKES A QUANTUM LEAP ACTION REPLAY IV HAS ARRIVED!

FOR
CBM64/128

AND WITH BACKUP MORE PROGRAMS THAN ANY RIVAL UTILITY.

**BUT THATS NOT ALL ... NOW AVAILABLE FOR THE SERIOUS PROGRAM HACKER
ACTION REPLAY IV 'PROFESSIONAL'™**

● All the features of the normal Action Replay IV but with an amazing on board LSI LOGIC PROCESSING CHIP. Plus 32K operating system ROM and 8K RAM CHIP. The first RAM/ROM based cartridge of its type!

ALL THE MK IV FEATURES PLUS ...

● **FULLY INTEGRATED OPERATION.**
The MK IV 'Professional' has all the features of the MK IV plus an onboard custom LSI LOGIC PROCESSING CHIP that integrates the whole range of utilities and makes them available at the press of a button at any time.

● **EXTENDED MONITOR.** The 'Professional' has an extra powerful machine code monitor. Because it has both ROM and RAM at its disposal the Professional can freeze any program and then examine the **WHOLE OF COMPUTER MEMORY** in its frozen state including screen RAM, ZERO PAGE and STACK.

Full feature disassembly, compare, fill, transfer, hunt, relocate, jump etc. etc. In fact all the features of the best fully blown monitor available. Return to the frozen program at the press of a key at the point you left it! An absolute must for the program hacker - or even the programmer who needs to de-bug his program.

● **INTELLIGENT HARDWARE.** The Professional hardware is unmatched anywhere in the world today. The special logic processing chip can cope with protection methods as they appear by reacting to its environment.

**MK IV
PROFESSIONAL
ONLY £34.99
POST FREE**



WARP 25
Reloads an
average BACK-UP
in 6 Seconds!!

ALL ORDERS NORMALLY DESPATCHED WITHIN 48 HRS
HOW TO ORDER ...

BY PHONE
0782 273815
24 hr Credit Card Line

BY POST
Send cheques/PO's made payable to 'Datel Electronics'

EUROPEAN ORDERS
ADD £1.00 P+P
OTHER COUNTRIES
ADD £3.00 P+P
Fax Orders 0782 264510

**DATEL
ELECTRONICS**

UNITS 8/9, DEWSBURY ROAD, FENTON INDUSTRIAL ESTATE,
FENTON, STOKE-ON-TRENT.

**SALES ONLY
0782 273815**

**TECHNICAL ONLY
0782 202258**

UPGRADE INFORMATION

MK III TO MK IV. Just send £9.99 and we will send you the new MK IV Chip to plug into your cartridge. Fitting is very easy.
MK III TO MK IV 'PROFESSIONAL'. Send your old cartridge plus £19.99 and we will send you a new Professional MK IV.
MK 2 Action Replay owners can get £10 as part exchange against either the MK IV or Professional. Send old cartridge plus balance.

PERFORMANCE PROMISE

Action Replay will backup any program that any other cartridge can backup - and more! It also has an unmatched range of onboard features. Before you buy check our competitors ads to see what they offer and see how many of the Action Replay MK IV features are either not there or have to be loaded from Supergate disks etc. When you buy Action Replay if you don't find our claims to be true then return it within 14 days for a full refund.

BobstTerm Pro

A close look at what could be the ultimate C64 communications program.

By David Janda

BobstTerm Pro (BTP) was produced in the United States by Bob Lentini, a leading authority on Commodore communications. The package is being distributed in the UK by Precision Software who are best known for their Superbase and Superscript packages.

To refer to BTP as comms software would be a bit of an insult. BTP is a complete telecommunications environment that incorporates almost every facility you could hope for. I say 'almost' because the package was written for the American market, and as such there are a few facilities that we would not use here in the UK - the Punter file transfer protocol being one example. Having said that, the few inconsistencies that I noticed do not affect the overall performance of the package.

User Friendly

BTP is a complex package, yet easy to

use. This is because the author has opted to make BTP completely menu driven. Not the best user interface when compared to something like Amigas Kickstart, but it's very fast and effective in use. All the menus are well laid out and it was immediately apparent that a lot of thought went into the design of the menus. Presenting a screen full of detailed information such as the XMODEM transfer characteristics in a clear, easy to read format is not an easy task, but BTP succeeds in this respect.

The menus are in a hierarchical form with the main menu at the 'top' with sub-menus leading from it. Most of the commands are of the single key type with the letter corresponding to the action, e.g. pressing the Commodore key with E will toggle the echo. There are 19 such commands which are called comkey commands, and pressing 'K' from the main menu will list them with their associated functions.

Features

There are three methods of entering terminal mode in BTP, by pressing 'T' from the main menu, from the auto menu after dialing a number, or from the auto menu in answer mode. Once in terminal mode you are presented with a blank screen with five status lines at the top; the first of which is used to display various comkey settings e.g.:

```
CR:BFXXXXX:E:LI:LO:C:F:ASC:^
:0:hh:mm:ss
```

BF will show how many characters free there is in the buffer (which starts off at 28,500 bytes), E indicates whether echo is enabled and so on. Options that are enabled have their corresponding letters displayed in reverse video, and all the comkey commands are accessed by pressing the Commodore key followed by a letter (Table 1).

The next line consists of 40 dashes or a double row of dashes depending on whether the modem is on or off hook, and the following two lines are used to display various messages when transferring files. If anything drastic happens, such as an aborted file transfer, a flashing message will be displayed on the next line.

Communications is carried out on the following twenty lines by forty characters with the option of entering text in a two line window. This is very handy for those who like to play online adventure games or use real time chat facilities because the entered text will not be broken up by any incoming text.

One comkey command of particular interest is the word wrap feature. When enabled, text entered by the user will be formatted. Likewise, text being sent from the host system will also be formatted and this feature proved to be most useful when using BBs that are set up for 80 column output.

The terminal mode and the rest of BTP has a couple of cosmetic features. If you don't like the character set that is used then you can select another from a choice of seven more, and you have the ability to define your own. The colours used for text, error messages, menus and so forth can all be individually changed as well.

Buffering

Most packages have some sort of buffering facility which can be used to grab text that is being sent from the host system. With BTP the concept of buffering is taken much further. You have the option to SAVE/LOAD to/from disk or RAM, alter the buffer with a complete array of editing commands that would put some word processing packages to shame, and much more. BTP does not limit the buffer to ASCII use only. Basic programs can be automatically converted to ASCII when loaded into memory and sequential listings can be converted into Basic programs. A host of other conversion formats are available, and BTP enables you to define your own!

A detailed spiral bound user guide that's over 100 pages in length describes very clearly every aspect of the package. A section is devoted to each feature and the six page contents ensures easy reference. The guide is

TABLE 1 — COMKEY COMMANDS

- A — ASCII/BINARY
- B — BUFFER
- C — CAPS LOCK
- D — DISPLAY TRANSFERS
- E — ECHO
- F — SCREEN FORMATTING
- H — HOOK TOGGLE
- I — LINEFEED IN
- O — LINEFEED OUT
- K — FUNCTION KEY LIST AND EDIT
- L — LINE/CHAR ENTRY MODE (TERM MODE)
- N — NULL STRIP (TERM MODE)
- P — PRINTER ONLINE (TERM MODE)
- R — RESET TIMER
- S — SET TIME/START-STOP TIMER
- T — TIME/TIMER TOGGLE
- X — XFER FILES (TERM MODE)
- @ — DISPLAY CTRL CHARS
- * — CLEAR SCREEN (TERM MODE)

roughly divided into three sections; the first part covers getting started (for the impatient), next follows a detailed description of the package and the remainder of the guide covers parameter setting.

Compatibility

Before I detail BTP's features it's worth noting what the package cannot do, and the features that probably will not be of use to UK users.

First, BTP only works with modems that are connected to the user port, or modems that are interfaced with an RS232 converter which in turn is connected to the user port. This rules out the UK Commodore modem (commonly referred to as the Compunet modem). BTP contains a number of 'drivers' and is configured to work with the following modems:

- Commodore 1650 Automodem;
- Commodore 1660 Modem/300;
- Commodore 1670 Modem/1200;
- Westridge Modem;
- Master Modem;
- Mity-Mo Modem;

- Hes I and II Modems;
- Total Telecom Modem;
- Hayes Smartmodem.

Most of the modems listed are not available here in the UK. This is not a problem though as BTP will work with any manual modem that's connected to an RS232 interface. However, unless you have one of the intelligent modems listed, or a Hayes compatible modem such as the Pace Series Four you will not be able to make use of the auto-dial features of the package. Demon/Voyager owners will not be able to auto-dial with BTP as these modems auto-dial by toggling the RTS line which is rather unconventional. Having said this it should be possible to make use of the auto-answer feature of these modems as long as pin eight on the RS232 converter is connected.

BTP allows pulse or tone dialing. The tone dialing feature is created by feeding the audio output of the C64 pack into the modem, but this feature is redundant because the UK System X dial tones are different from those used in the States - enough said.

Two other points worth noting are the Punter file transfer protocol and repeat dialing. BTP provides a number of file transfer protocols from straight ASCII to XMODEM (which is widely used throughout the UK). The Punter protocol is quite common in the US but not so here. However, I understand that a number of European Commodore Bulletin Boards will soon be using Punter, and if you should dial direct to the States it will no doubt be of use!

On a more serious note, BTP allows for repeat dialing. That is, when a number is auto-dialed and the host at the other end of the line does not answer BTP will continuously try the number over and over again. *Your Commodore* would like to point out that it is currently illegal for modems to repeat dial more than four times in succession, and as there is no facility to limit the number of re-dials (a bad point) this feature should be used with caution.

The Clever Stuff

The auto mode in BTP is used with one of the intelligent modems that is supported by BTP or a Hayes

compatible modem. From the auto mode menu you can enter a phone number and BTP will send the necessary command string to the modem to get it to dial the number. In answer mode the package will wait for an incoming call, answer the phone and display a welcome message which can be defined by the user. A neat feature is the ability to set up a password, thus offering a degree of security.

No doubt there are many similar sets of commands that you use when logging onto a BB or database. BTP allows the user to define a series of operations, called macros, that can be executed manually or automatically. Basically, a macro can consist of any BTP command, be it menu level, a comkey command or text that you would enter in terminal mode. The macro facility also has a degree of program control, so it's possible to detect whether certain characters have been sent by the host, and if so perform another set of commands.

The macro commands can be executed manually or automatically by setting a time when they should be executed. I had great fun defining a macro to dial Telecom Gold, enter my ID and password, check if there was any mail, spool it to disk if so and log off, or log off if there was none - all done when I was down the pub!

It's not as easy as it sounds though, and I wish BTP had more sophisticated macro commands. As it is, the present commands are rather limited.

As I have mentioned before, BTP is a sophisticated telecommunications package, yet it's easy to use. Even though the package is loaded with features, using it is simplicity itself, and if you use the phone book option which dials a set number each time it is executed things are even easier. For example, from the main menu, connecting to a BB or database can be as little as three key presses away; this ease of use is by far BTP's strongest point. The menu system and excellent

manual enabled me to use the package straight away with no problems whatsoever which is ideal in a comms environment. No comms package can offer a set of pre-defined settings that will see you through all possibilities, BTP offers some, but it also allows the use to tailor just about every aspect to their own requirements and save them as default settings.

In simple terms, BobsTerm Pro is the best piece of terminal software I have used on the Commodore 64. Its powerful features match and supersede those found on many professional PC based comms packages, and at £24.95 it represents excellent value for money. VC

Touchline:

Name: BobsTerm Pro. **Supplier:** Precision Software Limited, 6 Park Terrace, Worcester Park, Surrey KT4 7JT. **Tel:** 01-330 7166. **Machine:** C64/128. **Price:** £24.95.

I·C·P·U·G

the Independent
Commodore Products Users Group
is the largest and most friendly
computer club in the country

- Many local groups with regular meetings
- Superb FREE Newsletter - 80 plus pages of reviews, news and information every two months
- We support all Commodore Machines old and new: PET, VIC20, 64, 16, +4, PC, 128 and AMIGA...
- Free Software Library of public domain programs for all the above machines available to members on supply of blank disk or tape and payment of p&p
- Help and Advice
- Discount scheme
- Subscription only £10 per year (UK) plus £1 joining fee

If you are seriously interested in using or programming any Commodore computer, then joining ICPUG is a must! For full details, send a stamped, addressed envelope to:



ICPUG Membership Secretary, Jack C. Cohen,
30, Brancaster Road, Newbury Park,
Ilford, Essex, IG2 7EP

TELETEXT

A world of information at your fingertips

The Microtext adaptor turns your C64 or C128 into a sophisticated Teletext Receiver. Giving you full colour display of any of the free pages from Ceefax or Oracle. As well as news and sports results, there is road, rail and air travel information, whats on TV and weather reports. You can get an update on share prices or bargain holidays. And not only does Teletext cater for special interests, like computing, motoring, or gardening, but you'll also find things to do and places to go in your area, prize competitions and even your daily horoscope, plus much much more. It's all free, easy to use and it's all at your fingertips.

A page like a recipe or a weather map may be saved to disc or cassette or even printed out and the manual has examples and shows how to access and use Teletext from your own programs, the ability to use live information like football results, exchange rates or weather conditions, provides possibilities limited only by your imagination.

The adaptor fits neatly on the user port of the Commodore. A lead goes to the 'VIDEO OUT' socket of your video recorder so using your Video as the Tuner for the system.
Just £69.95 inc P&P (Overseas add £2.00)

"I wouldn't hesitate to recommend this to anyone"
— Your Commodore Jun 87

MICROTEXT TUNER NOW AVAILABLE

Our own Tuner has been specially designed to provide the signal that the Adaptor needs, thus eliminating the need for a video recorder. Just plug in an aerial, it tunes itself in (!) and channels are selected from the keyboard. The whole system consists of a Microtext Adaptor, Tuner, Power supply, lead and manual and costs just £114.80 inc P&P (128D version add £8.50) Only from:-

MICROTEXT

Dept YC, 7 Birdlip Close, Horndean, Hants. PO8 9PW
Telephone: 0705 595694

Sprite Library

Continuing our Sprite Library series, this month we look at the ways of producing different types of vehicles.

By Mike Benn




This month's addition to the Sprite Library will be helpful in the area of scrolling backdrops. The vehicles listed in the table require multi-colour mode and each definition needs two sprites per vehicle. Each vehicle is made up of four blocks of sprite data - the first pair being a side view and the second pair depicting a birds eye view. All the traffic faces right so if you need any of the vehicles facing left they will need to be manipulated by a suitable sprite editor.

Table (Vehicles - Multi-colour)

Hex	Decimal	Description
A0-A3 /	160-163	Bicycle
A4-A7 /	164-167	Tandem
A8-AB /	168-171	Scooter
AC-AF /	172-175	Motorcycle
B0-B3 /	176-179	35 CWT Van
B4-B7 /	180-183	Light van
B8-BB /	184-187	Land Rover
BC-BF /	188-191	Light pickup
C0-C3 /	192-195	Jeep
C4-C7 /	196-199	Estate car
C8-CB /	200-203	Small hatch-back
CC-CF /	204-207	Saloon car
D0-D3 /	208-211	Sports car
D4-D7 /	212-215	Porsche
D8-DB /	216-219	Racing car
DC-DF /	220-223	Taxi cab

Getting it all in

Type in the basic loader as published and *save it-don't run it* or it will self-destruct. Before running the loader program you will need to reset the computer and type the following:



POKE43,0:POKE44,64:POKE16384,0:NEW and press return. This will trick the computer into believing that the Basic now starts at \$4000 instead of \$0801. Load in the Basic loader and run it; if error free, the program will automatically save itself as a block of data. If you reload that data in the future remember to add a 1 after the device number. The data is saved in the following location \$2800-\$37FF.

The sprites run from 160 to 223 in a compromise to avoid the area of \$2000 traditionally set aside for redefined character graphics and to avoid the need of typing in line after line of data.


If only one or two sprites are required then use this formula: < Sprite block No.-160 > *40 + 190 = the data line number at which that sprite blocks data starts. Remember to type in the following three lines of data and alter the variable BL to the number of data lines you have in your finished program, less 1.

The small basic program Vehicles Display will print the sprites variously in expanded form on the screen in both side and top views simultaneously. To hold on any sprite enter the same number for Start and End.

Any Sprite Editor program will enable you to change and adapt the individual sprites to your own requirements.

See listings on page 77.

DATTEL ELECTRONICS



3 SLOT MOTHERBOARD

wear and tear on your Expansion Port

- Holds 3 cartridges.
- Onboard safety fuse.
- Switch in/out any slot.
- High grade PCB.
- Fully buffered.
- Reset button.

ONLY £16.99

DATA RECORDER

- Quality Commodore compatible data recorder.
- Use control: Suitable for 64/128.
- Printer: Send now for quick delivery.

ONLY £24.99



SMART CART

you can have an 8K or 32K cartridge that you program like ROM! then acts like ROM!

8K or 32K pseudo ROM. Battery backed to last up to 5 years (lithium battery).

Simply load the program you require - then flip the switch. The cartridge can then be used just like a ROM cartridge.

Makes your own cartridges including auto-start - without an EPROM burner.

Can be switched on or off board via software.

2 slot open for special programming techniques.

8K version has 4 x 8K pages.

Some knowledge of M/C is helpful - but full instructions are provided.

8K VERSION £14.99

32K VERSION £29.99

SMARTCART UTILITIES

As a set of utility programs for use with Smartcart. Simply load in the program and you have a full cartridge. When you have a different program - load in another program and you have a new cartridge. The process takes seconds, and can be repeated any number of times.

Intend to release a range of programs. The first available are:

DISKMATE II

Has the features of Diskmate II (see ad). Can be loaded in seconds - with full instructions. **ONLY £9.99**



PRINTER IV

Now you can turn your MPS 801 into 4 printers in one!!

- Alternative character set ROM - fitted in seconds.
- All four sets have true descenders.
- 100% compatible with all software.
- Descender: Eclipse.
- Scribe. Future.
- Choose any set at the flick of a switch.

"For anyone who uses their printer often this chip is a must. It's quick and easy to use and the end results are impressive" - Your Commodore, Jan 87.

ONLY £19.99




TURBO ROM II

Turbo Rom II is a replacement for the actual kernal inside your 64. It provides superfast load/save routines.

- Loads most programs at 5-6 times normal speed.
- Saves at 5-6 times normal.
- Improved DOS support including 10 sec format.
- Programmed function keys- load, directory, old, etc.
- Return to normal kernal at flick of a switch.
- PCOPY - 250 block file copier.
- PLOAD - special I/O loader.
- Plus lots more.
- Fitted in minutes - no soldering usually required. (On some 64's the old ROM may have to be desoldered).

ONLY £14.99



BLAZING PADDLES

A complete lightpen/graphics illustrator package.

- A fully icon/menu driven graphics package of a calibre which should cost much more.
- Complete with a fibre optical lightpen system for pin point accuracy.
- Multi feature software including:
 - Range of brushes ● Airbrush ● Rectangle ● Circle ● Rubberbanding ● Lines ● Freehand
 - Zoom mode ● Printer dump ● Load/save ● Advanced colour mixing - over 200 hues!
 - Cut and paste allows shapes/windows/pictures to be saved to/from tape/disk.
- Blazing Paddles will also work with many other input devices including: Joysticks, Mice, Graphics Tablets, Trackball etc.
- Pictures can be saved from Action Replay and edited with Blazing Paddles.

Complete Blazing Paddles & Lightpen **ONLY £24.99**

Blazing Paddles available separately for **£12.99**



TOOLKIT IV

The ultimate disk toolkit for the 1540/1541



A disk toolkit is an absolute must for the serious disk hacker. Toolkit IV has more features than most for less.

DISK DOCTOR V2 - Read and write any track and sector including extra and renumbered tracks. Repair damaged sectors. Look underneath read errors.

HEADER/GAP EDITOR - Decodes and displays ALL header information including off bytes and header gap. Rewrite the entire header and header gap. Renumber sectors. Also edit any sector tail gap.

DISK LOOK - Sort directory. Recover lost files. Display file start/end addresses. Disassemble any file program directly from the disk to SCREEN or PRINTER including undocumented opcodes. Edit Bam. Much, much more.

FILE COMPACTOR - Can compact machine programs by up to 50%. Saves disk space. Compacted programs run as normal.

FAST DISK COPY - Copy an entire disk in 2 minutes or less using single 1541.

FAST FILE COPY - Selective file copy. Works at up to 6 times normal speed.

FORMATTER - 10 second format an entire disk or format any individual track or half track 0 to 41. Redefine any of 30 parameters to create or recreate unique disk formats.

ERROR EDIT - Quickly find and recreate all read errors including extra and renumbered tracks or sectors and half tracks from 0 to 41. Even recreates data under errors and allows you to redefine any necessary parameters.

ONLY £9.99

ROBOTEK 64 Model & Robot Control made easy

Robotek 64 is a comprehensive hardware/software package which enables you to connect your 64/128 to the outside world.

- 4 output channels - each with onboard relay
- 4 input channels - each fully buffered TTL level sensing.
- Analogue input with full 8 bit conversion.



DIGITAL SOUND SAMPLER

- The new sampler allows you to record any sound digitally into memory and then replay it with astounding effects.
- Playback forwards/backwards with echo/reverb/ring modulation etc.
- Now with full sound editing module to produce outstanding effects.
- Full 8 bit D to A and ADC conversion.
- MIDI compatible with suitable interface. (I.e. Datel unit for £29.99, see ad).
- Live effects menu includes real time display of waveforms.
- Line in/mic in/line out/feedback controls.
- Powerful sequencer with editing features.
- Load/save sample.
- Up to 8 samples in memory at one time.
- Tape or disk (please state).
- Complete software/hardware package **£49.99**
- Com-Drum software is available separately at **£9.99** to turn your Sampler II into a Com-Drum system as well as a sampling system.



COM-DRUM

Digital Drum System

- Now you can turn your computer into a digital drum system. Hardware/software package.
- 8 digital drum sounds in memory at one time.
- Complete with 3 drum kits.
- Real drum sounds - not synthesised.
- Create superb drum rhythms with real and step time. Full editing. Menu driven.
- Output to hi-fi or through tv speaker.
- Load/save facilities. (state tape or disk)

COM-DRUM EDITOR

- 24 drum sounds supplied on disk to enable you to construct your own drum kit.
- Re-arrange sounds supplied with a Com-Drum to make new kits.
- With sound sampler hardware you can record your own kits. Load/save facilities.



ONLY £4.99 disk only

DATTEL ELECTRONICS

256K SUPEROM EXPANDER

- Now you can select from any of 8 32K EPROMs instantly.
- 8 sockets to accept upto a 32K EPROM in each.
- On board operating system - no programs to load.
- Program your own EPROMs using our EPROM programmer.
- No need to have loads of cartridges - just make a selection from the Superom menu.
- Directory of utilities on power up.
- Fully menu driven on power up.
- Select any slot under software controls.
- Unique EPROM generator feature will take your own programs - basic or m/c and turn them into autostart EPROMs. (EPROM burner required).
- Accepts 2764/27128/27256 EPROMs.
- On board unstopable reset.


ONLY £29.99



4 WAY KERNAL BOARD

- This board fits in place of the kernal in your 64 and accepts a 16K or 32K replacement kernal giving 2 or 4 different operating systems.
- Just flick the switch supplied to select between systems.
- This is a carrier only - ready to accept your own chip.
- Now you can have all your different systems available at one time.
- Full instructions. Fitted in minutes.

ONLY £8.99



5 WAY KERNAL EXPANDER

- A multi carrier board accepts up to 3 chips.
- Fits in place of original kernal of 64.
- Three sockets - one for the original kernal plus two others each accepting a 16K chip - that's 5 operating systems available at the flick of a switch!
- Fitted in minutes.
- Full instructions.

ONLY £12.99



RESET CARTRIDGE

- Unstopable reset button.
- Resets even so called "unstopable" programs.
- Add pokes from magazines etc.
- Fits in cartridge port.
- Simply plug in.

ONLY £5.99




QUICKSHOT TURBO™

- Top quality fast action.
- Top & trigger fire buttons.
- Rapid fire/auto action.
- Suction feet for one handed action.
- Extra hardwearing.

ONLY £12.99 for 64/128

ONLY £13.99 for C16



16K EPROM BOARD

- Accepts 2 x 8K EPROMs.
- Switchable to configure as 2 x 8K or 16K or off.
- On board unstopable reset.
- Full instructions.

ONLY £8.99

DISK NOTCHER

- Quickly and easily double your disk capacity.
- Use both sides of your disks.
- Simple to use.
- Takes seconds.

ONLY £4.99



DEEP SCAN BURST NIBBLER™


- The most powerful disk nibbler available anywhere, at any price!
- Burst Nibbler is actually a two part system - a software package and a parallel cable to connect the 1541/1570/1571 to 64/128 (state type).
- What gives Burst Nibbler its power? Conventional nibblers have to decode the data from the disk before it can transfer it using the serial bus - when non standard data is encountered they are beat. Burst Nibbler transfers data as raw GCR code via the parallel cable without the need to decode it so you get a perfect copy of the original.

- Will nibble upto 41 tracks. ● Copy a whole disk in under 2 minutes. ● Full instructions.
- Regular updates - we always ship the latest. ● Fitted in minutes - no soldering usually required.
- Full or 1/2 tracks. ● No need to buy parallel cable if you have Disk Demon/Dolphin etc.
- Cable has throughbus extension for other add ons.

Whether to choose FastHack'em or Burst Nibbler? Fast Hack'Em is unbeatable value as an "all-rounder" - with nibblers, 1 or 2 drive copy, format, file copy, 1571 copy etc. etc., so if you have a more general requirement perhaps FastHack'Em is for you. Burst Nibbler is a pure nibbler second to none, for the reasons stated. So if it's just making backups you are interested in, there is no other product to beat it.

ONLY £24.99 COMPLETE

SOFTWARE ONLY £12.99 CABLE ONLY £14.99



EPROMMER 64™

- A top quality, easy-to-use EPROM programmer for the 64/128.
- Fully menu driven software/hardware package makes programming/reading/verifying/copying EPROMs simplicity itself.
- Will program 2716, 2732, 2764, 27128 and 27256 chips. 12.5, 21 or 25 volts.
- Fits into user port for maximum compatibility with cartridges/Superom Board etc.
- Full feature system - all functions covered including device check/verify.
- We believe Eprommer 64 is the most comprehensive, most friendly and best value for money programmer available for the 64/128.
- Ideal companion for Superom Board, Cartridge Development System, our kernal expanders or indeed any EPROM base project.
- Comes complete with instructions - plus the cartridge handbook.

ONLY £39.99 COMPLETE

PRO £64

"The w

- Loads a
- under 3 se
- 60x fast

PLUS A

- Fast for
- 16 func
- format, sav
- Flood w
- (other sim
- 202 block

Number

- Unique
- 250 block
- perfect

Highly c

- can be s
- programs.
- Perfect 1
- typical AR2
- yes 3 se

BLUE

At least a to

- Super slim
- External p
- operation.
- Direct driv
- Supplied oc
- no more to

ULTR CRUI

● The utilit

- program co
- Compacts 1
- More prog
- 3 compact
- Fast loadin
- works with D
- Can even f
- 250 block f
- Full DOS s

ONLY £
Available as
Superom Bo

DATTEL ELECTRONICS



PROFESSIONAL DOS™ MIKROTRONIC £64.99 POST FREE with Disc Demon operating system "The world's fastest parallel operating system"

- Loads a typical 202 block program file in under 3 seconds!
- 60x faster load (PRG files).
- 25x faster load (SEQ files).
- 20x faster save (PRG files).
- 20x faster save (SEQ files).

PLUS AN ADVANCED COMMAND STRUCTURE INCLUDING:

- Fast format -- up to 40 tracks (749 blocks).
- 16 function keys: list, run, load, directory, format, save, old, verify, etc.
- Flood will fastload files up to 250 blocks (other similar systems will only cope with 202 blocks).
- Number conversion. Reset.
- Unique built in file copier will copy files up to 250 blocks like lightning -- multiple copy options -- perfect for copying Action Replay files.
- Highly compatible with commercial software -- can be switched out for non compatible programs.
- Perfect for use with Action Replay 3 -- a typical AR3 backup will reload in about 3 seconds -- yes 3 seconds!
- Speeds up other DOS functions including verify, scratch etc.
- Comes complete with superfast file and whole disk copier free!
- Screen on or off during loading.
- Enhanced command set -- over 30 new commands.
- Easily fitted -- Disk Demon plugs inside the 1541 and the new operating system chip plugs inside the C64/128. Fitting takes only minutes and usually requires no soldering.
- User port throughbus supplied free -- you could pay \$15.00 for this alone.
- Supplied complete -- no more to buy.
- Works on C128/1541 in 64 or 128 mode.

**C128 version
£69.99**



BLUE CHIP DRIVE ● Fully C64/128 compatible.

- At last a top quality drive at a sensible price.
- Super slimline case
- External power supply for cool operation.
- Direct drive motor.
- Supplied complete with all cables -- no more to buy.
- This drive is now probably the most compatible drive available for the Commodore. More so than even Commodore's own 1541C. Much more so than other so called compatibles. In fact we have been unable to find a program including the latest that would not work. (At time of Press).
- No need to look elsewhere -- this is the best.

ONLY £139.99 POST FREE
(If you require courier delivery add \$5.00).

ULTRA CRUNCHER

● The ultimate cartridge based program compactor.

- Compacts by upto 30%!
- More programs for disk.
- 3 compacting programs on one cartridge.
- Fast loading/saving routines -- works with Disc Demon.
- Can even further compact AR III files!
- 250 block file copy function.
- Full DOS support including fast format.

ONLY £12.99 on cartridge.
Available as chip only for 286K
Superom Board for only **£7.99**

FAST HACK'EM™

● Multi Module Disk Nibbler -- all on one disk.

- Single 1541 Nibbler -- Copy a disk in 2 minutes.
- Auto Nibbler -- Copy an entire protected disk in 3 minutes.
- Super fast File Copy -- Under 9 seconds typically.
- Copies with Fat Tracks.
- Superfast Copy -- Entire disk in 36 seconds with verify.
- Twin Drive Copier -- Even faster!
- Plus unique "Parameters" mode. These files "Unlock" the more heavily protected programs with a parameter for a particular brand or even single program.

No other product is such a good "All Rounder" at this price its unbeatable.

ONLY £9.99 POST FREE



DISK MATE II

The Disk Utility Cartridge

- Disk fastload cartridge.
- Up to 5 times faster.
- Fast save. Fast format (10 secs).
- Improved DOS -- single stroke commands -- load/save/dir/old etc.
- Redefined function keys for fast operation of common commands.
- Powerful toolkit commands including: old/delete/merge/copy/append/autonum/linesave etc.
- Plus a full machine code monitor -- too many features to list but it has them all!
- Special switching techniques make Diskmate invisible to the system. Therefore it is a more compatible fastloader than other types.
- Diskmate II is

ONLY £14.99




MIDI 64

A Full Midi Interface for the 64/128 at a realistic price

- MIDI in. MIDI thru. 2 x MIDI out.
- Compatible with most leading software packages including: Sell, JMS, Advanced Music System, Joreth, Steinburg etc.

ONLY £29.99




MOUSE

- CBM 64/128 mouse.
- Wide compatibility with software including: Blazing Paddles.
- Works by mimicking joystick so will work in any joystick application including graphic packages only designed for joystick.
- Functions on either joystick port.
- Optical system operation.

ONLY £24.99

CHIPS

- 27128 **£3.00 EACH**
- 27256 **£4.50 EACH**



CARTRIDGE DEVELOPMENT SYSTEM

- All the necessary parts to produce an 8K/16K auto-start cartridge.
- Top quality PCB. Injection moulded case.
- Reset switch. 16K EPROM.
- "Cartridge Handbook" gives full details and tips on building and configuring the cartridge for many uses.

ONLY £12.99

complete with handbook

ALL ORDERS NORMALLY DESPATCHED WITHIN 48 HRS


HOW TO ORDER

BY PHONE



0782 273815
24 hr Credit Card Line

BY POST



Send cheques/POs made payable to 'Datel Electronics'

BY PRESTEL/FAX

Prestel Pages # 25880000A

Fax Orders
0782 264510

DATTEL ELECTRONICS

UNITS 8/9, DEWSBURY ROAD, FENTON INDUSTRIAL ESTATE,
FENTON, STOKE-ON-TRENT. TELEX:

SALES ONLY
0782 273815

TECHNICAL ONLY
0782 202258

Bothersome Basic

The old truism garbage in, garbage out is still relevant today, especially when using the INPUT command.

By Norman Doyle

One of the most common reasons why a program crashes is through unexpected responses when the user has to input some data through the keyboard. Trapping these unorthodox entries not only calls for an alert programming mind but also for a rethinking of the whole situation.

The problem with the Basic INPUT command is that it runs according to its own rules. This is fine if the users understand what these conditions are but not very forgiving if they don't. If the input is stored as a string variable the problems are easily rectified but using a numerical variable causes real problems.

String inputs which take up less than two screen lines will rarely cause problems as long as the string does not include a comma or a colon. Either of these symbols act as a terminator and only that part of the entry before the first occurrence of one of these symbols will be accepted as input, the rest is ignored. The computer responds to an incomplete acceptance of the attempted input with a rather unfriendly EXTRA IGNORED message.

A simple program such as;

```
10 INPUT"ENTER MESSAGE":A$
20 ?A$
```

would respond to an input such as:

```
I,MASTER OLIVER TWIST,WANT
MORE
in the following way:
?EXTRA IGNORED
I
```

If the user made a mistake and went berserk with the delete key so as to totally erase the ENTER MESSAGE prompt, further chaos would result with the following response:

```
?EXTRA IGNORED
R TWIST
```

The part typed over where the original prompt was up to the cursor's old starting position has been ignored, as well as the extra piece after the comma.

The number of characters typed as an input can also cause problems. If the input continues beyond two screen lines and onto a third, only the characters on the third line will be accepted and no error message will appear.

The only way around this is to get confirmation of each entry with a check routine such as:

```
10 INPUT"ENTER MESSAGE",A$
20 ?"PLEASE CONFIRM THAT
YOUR MESSAGE WAS:""?
30 ?A$?
```

```
50 ?"PRESS 'Y' OR 'N' "
60 GET R$:IF R$="Y" GOTO 90
70 GET R$="N" GOTO 10
80 GOTO60
90 REM REST OF PROGRAM
```

Of course this only confirms or denies that the entry was correct. A total novice might keep trying to type in the same message until boredom and frustration sets in. The only foolproof way out is to give specific details of what can and can't be done when an error is confirmed. Quite a painful and dull way to write an interactive program.

As if this wasn't bad enough, numerical variables can be worse! At least the incorrect string inputs don't result in the termination of the program. With an interactive maths program it's always tempting to enter very large numbers. Try entering a vast number into this program:

```
10 INPUT"ENTER A NUMBER":A
20 ?A
```

As the number increases it is eventually treated as an exponential value such as 1.2345E+30. If this exceeds the maximum number that the computer can deal with (1.70141884E+38), an OVERFLOW IN LINE 10 error will be generated and the program will crash out and return to

the READY prompt and direct keyboard control. Not very impressive in a complex accounts program.

This can only be avoided if the number is entered as a string such as A\$ and then evaluated and stored as a numerical variable, A, after complex processing. There must be a better way!

The best way, though long winded, is to use the GET command and build a string character. In this way you decide which characters may be entered.

First of all a suitable prompt message and a GET loop must be set up:

```
10 ?"ENTER MESSAGE: ";
20 GET A$:IF A$="" THEN 20
```

Now we need to print the characters on the screen as each is typed in and to store them as a separate string, B\$:

```
5 B$=""
100 ?A$::B$=B$+A$:GOTO 20
```

The difficult part is deciding which characters will be accepted and which will be rejected. First we'll assume that the message is going to be a mixture of numbers and letters (alphanumeric characters).

Every letter and number has a value assigned to it under a system known as ASCII (the American Standard Code for Information Interchange). CBM has its own version of this which is officially called Commodore ASCII (pronounced *askey*) but has commonly become known as PETASCII after Commodore's old range of computers which first used this system.

Under this system the numbers zero to nine have values from 48 to 57 and 'A' to 'Z' have values ranging from 65 to 90. The numbers 58 to 64 cover such things as the question mark, semicolon and colon, so to make things simple, we may as well include those in acceptable range. Thus we get a range of 48 to 90.

This range does not include some other useful punctuation marks such as the comma, full stop or exclamation mark, nor does it include the value of 32 which represents a space. Fortunately these can all be incorporated by stretching the lower limit down to 32.

At this point we can use the *greater than* and *less than* facilities as follows:

```
80 IF A$ < CHR$(32) AND A$ > "Z" THEN 20
```

This means that each character is checked to see if its ASCII value lies between 32 and 90, if not it is rejected and the program leaps back to get another keypress.

With the program as it stands B\$ can be stretched to hold 255 characters and no more. We need a delimiter which will stop any user from trying to type in more than that number:

```
90 IF LEN (B$)=255 THEN
?:"MESSAGE TOO LONG.
PLEASE TRY AGAIN":GOTO 5
```

There are kinder ways to do this but that will be covered in a later article.

The routine so far will work as long as the user types in the message correctly. What if a mistake is made?

First we must check for a DEL keypress. To jump to the routine for deleting the last letter from B\$ and from the screen. Even the DEL key has a value assigned to it and this is 20.

If you enter ?CHR\$(90), a 'Z' will be printed on the screen, similarly CHR\$(20) will cause a deletion of a character. So we can easily complete one of the demands of correcting a mistake by using the CHR\$ command:

```
30 IFA$ < > CHR$(20) THEN 70
50 ?CHR$(20);
```

Obviously this deals with the screen but what about B\$? It has to be dealt with using the string manipulation commands. What we need is to keep the left-hand side of B\$ and discard the last letter. Putting it another way we reduce the length, LEN(B\$), by one. LEN(B\$)=LEN(B\$)-1 is an illegal command but

```
60 B$=LEFT$(B$,LEN(B$)-1):GOTO 20
```

will do the trick until LEN(B\$)=0. A string cannot have a negative length and an error message would be generated if nothing were done. To trap this problem the following line will act as a filter:

```
40 IF LEN(B$)=0 THEN 20
```

The final stage of the line input routine is to check for a carriage return, ASCII 13, and exit to the rest of the program:

```
70 IF A$=CHR$(13) GOTO 110
110 ?:"B$":LEN(B$)
```

Although this is better than the normal INPUT command, it's not perfectly foolproof and it does take up a lot more space than the normal input procedures. This can be compensated for by parameter swapping. As you can see from the slightly modified Listing 1, the routine is set up as a subroutine. If the main program avoids using the parameters mentioned (A\$,B\$) you can GOSUB to this routine. On RETURNING B\$ can be simply renamed with a command such as NEWNAME\$=B\$ and the routine can then be called again for the next input later on.

For numbers the acceptable range needs only to be ASCII 48 to 57 with special allowances if decimal points, currency symbols or arithmetical operators are expected.

Evaluation of B\$ would be a conversion to a numerical variable after first shortening the string to a manageable length for the computer to deal with. This is rather like deciding how many significant figures, and hence the degree of accuracy, of a calculation. In this way numbers in excess of 1.70141884E+38 can be rejected before the program tries to use them and subsequently crashes out.

The Deep End

For the more accomplished, the INPUT command can be forced to accept colons and commas by skillful trickery. Before using the INPUT command, quotation marks are placed in the keyboard buffer as though they had been typed there.

To do this ASCII 34 is poked into the first buffer byte at 631 and the buffer queue at 198 is informed that there's one character already waiting there. When the INPUT command is executed, the quotation mark is printed alongside the input question mark.

```
10 POKE 631,34:POKE198,1
20 INPUT"ENTER MESSAGE":A$
30 ?A$
```

I regret that I cannot answer your problems by phone but if you have any queries about Basic routines or about these articles, please send them to Bothersome Basic, Your Commodore, 1 Golden Square, LONDON W1R 3AB enclosing an sae and any relevant printouts or recordings.

VC

GEOS INSIDE and OUT

A thorough guidebook to effectively using GEOS, whether you are a beginner or a seasoned user. Topics covered include geoWrite & geoPaint applications, a utility to convert your own programs to GEOS format and create custom icons, creating custom windows, details of GEOS file format, a digital display clock and a single step simulator to display GEOS memory locations and registers. 293 pages.

Optional diskette £5.00

Price: £12.95

NEW GEOS TRICKS & TIPS

A collection of helpful hints and techniques with easy to understand explanations. Revised to cover GEOS 1.3. Includes a font editor to create up to 64 point text and a machine language monitor, 265 pages.

Price: £11.95

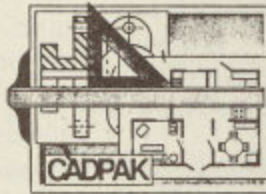
Optional diskette £5.00

SPECIAL OFFER: Both GEOS books for £22.50

CADPAK Enhanced Version! For C-64 or C-128



CADPAK is a superb tool for computer aided design and drawing. Using either the keyboard or optional lightpen you draw directly on the screen to create and edit pictures, drawings, layouts and renderings—quickly, accurately, creatively. The new dimensioning feature allows exact scaled output on your designs. Choose from the menu options and draw on the screen at an exact location using our AccuPoint cursor positioning. Using the two graphics screens, you can draw LINES, BOXES, CIRCLES, ELLIPSES; fill with solid colors or patterns, freehand DRAW; COPY sections of the screen; ZOOM-in to do detailed design on a small section of the screen. With CADPAK's improved object editor, you can define and save furniture, electronic circuitry or machinery as intricate as the screen resolution permits. Hard copy to most dot matrix printers. Perfect for all your design needs.



For C-64 £24.95
For C-128 £34.95

CADpak-64 + Mouse £49.95
CADpak-128 + Mouse £59.95
Upgrade Disk £5.00
Upgrade Disk + Mouse £29.95
(Return Original Disk)

LIGHTPEN (standard version) £12.95
(1901 or green screen monitor) £14.95
Commodore 1351 Mouse £29.95

The C64 version works at 320x200 resolution with hardcopy to most printers in single or double size. The C128 version works at 640x360 resolution, though an 80 column monitor is not required. Hardcopy various sizes.

NEW - Both CADPAK packages now include versions to work with the Commodore 1351 mouse (no other mouse is suitable).

ADAMSOFT, (Dept YC), 18 Norwich Avenue, Rochdale, Lancs. OL11 5JZ.
ACCESS orders accepted by telephone 0706-524304.



STORT SOFT

MAIL ORDER SPECIALISTS

INCREDIBLE LOW PRICES!

ALL DISKS CARRY A NO QUIBBLE REPLACEMENT GUARANTEE ARE CERTIFIED 100% ERROR FREE & COME WITH LABELS, 5. 1/4" ALSO HAVE SLEEVES & WRITE PROTECTS. FLIP SIDED DISKS HAVE 2 INDEX HOLES AND 2 NOTCHES.

SPECIAL OFFER!

25 SS 48TPI 5.25" DISKS & 100 CAP LOCKING DISK BOX	16.00
50 SS 48TPI 5.25" DISKS & 100 CAP LOCKING DISK BOX	25.00
100 SS 48TPI 5.25" DISKS & 100 CAP LOCKING DISK BOX	39.95
25 DS 48TPI 5.25" DISKS & 100 CAP LOCKING DISK BOX	17.00
50 DS 48TPI 5.25" DISKS & 100 CAP LOCKING DISK BOX	26.50
100 DS 48TPI 5.25" DISKS & 100 CAP LOCKING DISK BOX	42.00

3.5" SPECIAL OFFERS

25 SS/DD 135TPI(MF1DD) & 80 or 60/90 LOCKING DISK BOX	35.00
50 SS/DD 135TPI(MF1DD) & 80 or 60/90 LOCKING DISK BOX	59.95
25 DS/DD 135TPI(MF2DD) & 80 or 60/90 LOCKING DISK BOX	39.95
50 DS/DD 135TPI(MF2DD) & 80 or 60/90 LOCKING DISK BOX	65.00

135TPI UNBRANDED	10	25	50	100	500	10 in a case
SS/DD (MF1DD)	11.95	29.00	57.00	98.00	?	12.95
DS/DD (MF2DD)	13.95	33.00	62.00	110.00	?	14.95

CUMANA DRIVES

ATARI ST 1 MEGABYTE	139.00
AMIGA 1 MEGABYTE	129.00

NO ADDITIONAL LEADS OR POWER SUPPLY REQUIRED

LOCKING DISK BOXES

5 1/4" HOLDS 50 -	7.95
3 1/2" HOLDS 40 -	7.95

5 1/4" HOLDS 100 -	9.95
60/90 (HOLDS 60 3" or 90 3 1/2")	9.95

Just write for more information. Cheques etc. payable STORT SOFT. (International orders remit in pounds Sterling by bank draft of Intl. money order and send amount quoted which will be exclusive of V.A.T. but include additional postage. Write for quote in any other currency).

ACCESS/MASTERCARD/EUROCARD/VISA accepted
CREDIT CARD ORDER LINE - 0279 89509 24 HOURS A DAY, 7 DAYS A WEEK V.A.T. & P&P INC. NO HIDDEN EXTRAS

WHAT YOU SEE IS WHAT YOU PAY
18 CROWN CLOSE, SHEERING, BISHOP'S STORTFORD, HERTS. CM22 7NX

ALL OUR PRICES INCLUDE CARRIAGE & VAT HSV COMPUTER SERVICES LIMITED (YC)

23, Hampstead House, Town Centre, Basingstoke, RG21 1LG.

NEW LOWER PRICES

DISKETTES	QUANTITY	10	20	30	40	50	100
3 1/2 SS/DD	135TPI	9.95	18.95	27.95	36.95	45.95	89.95
DS/DD	135TPI	10.95	20.95	30.95	40.95	50.95	99.95
5 1/4 SS/DD	48TPI	5.95	8.95	12.75	16.00	18.75	36.95
DS/DD	48TPI	6.95	9.95	13.95	16.95	19.95	37.95
DS/QD	96TPI	7.95	10.95	14.95	17.95	21.95	39.95
★COL DS/QD	96TPI	8.95	14.95	21.95	28.95	35.95	63.95
★★UNIVERSAL	96TPI	8.95	14.95	21.95	28.95	35.95	63.95

NEW LOWER PRICES

★ COLOURS AVAILABLE: Red, Blue, Green, Yellow, White, either in boxes of ten or mixed, two of each. Please state when ordering.
★★ Universal disks are suitable for 40/80 track drives and have 2 notches and 2 holes.
All 5 1/4 disks supplied in cardboard boxes with write protect tabs labels and envelopes and come with our no quibble money back or replacement guarantee.

DISKETTE STORAGE BOXES

10x5 1/4" Library Case	1.25
50x5 1/4" Hinged Lid	6.50
50x5 1/4" Hinged Lid Lockable	7.50
100x5 1/4" Hinged Lid Lockable	10.50
120x5 1/4" Hinged Lid Lockable	12.50
10x3 1/2" Library Case	1.25
40x3 1/2" Hinged Lid Lockable	7.95
80x3 1/2" Hinged Lid Lockable	10.95

ACCESSORIES

80 Col Printer Stand - Nylon Coated Wire	£12.95
Tilt 'n' Turn Monitor Stands 12" Monitor	£12.95
" " " " " " 14" Monitor	£14.95
Mouse Mat	£6.95
Minivac - Battery operated Cleaner	£8.95
Disk Cleaning Kit 5 1/4"	£5.95
Disk Cleaning 3 1/2"	£7.95

NO EXTRAS TO PAY

Credit Card Hotline (0256) 463507 Faxline (0256) 841018



Ackroyd's Saga

Let your computer take the strain of learning tables.

By Allen & Margaret Webb

In case any regular readers of my Teacher's Pet column haven't worked it out for themselves, I've got a pretty shocking confession to make. I am very old fashioned, both in the way I bring up my children and in their education. I believe in old fashioned virtues of politeness, honesty and respect for one's elders and those old hat school subjects of spelling and learning tables. Both of these have been out of favour; the former because it was believed that it stifled creativity, the latter in some cases simply because the diversity of the curriculum pushed these subjects to the bottom of the pile. Luckily the primary school that both of my children attended believed that learning tables was important and table tests were a regular occurrence.

A look around the shops will confirm the need for mental arithmetic and multiplication tables. How many

times have you watched as simple calculations have been worked out on scraps of paper or the ubiquitous calculator when they could have been computed just as quickly in the brain?

Improving Numeric Skills

Ackroyd's Saga is the first of two games aimed at helping the learning process of mental arithmetic skills. In the game, the 0 to 12 times tables are tested. The nought times table is included since it is a difficult concept to grasp. In the game, you play the role of a trainee knight searching for the parts of the key which will let you into Ackroyd's castle. (Ackroyd is the usual evil king.) On your way to the castle you will encounter various nasties. You must fight these if you

want to get passed them, and 'fighting' involves answering tables questions. You answer an odd number of questions. If you get more correct than wrong, you win.

There are five levels in the game with each level posing questions on different tables. The easiest level deals with 0 to 3 times tables, the most difficult deals with 0 to 12. In addition, the levels give you different times to respond. The default values give ten seconds at the easiest level and six seconds at the top level. You can change the times and number of sums if you wish by choosing the edit option in the game loader.

The game is controlled by a joystick (in port 2) or keyboard (S: moves south, E: east, N: North, W: West). To answer questions you simply type in the answer and press Return. Delete will clear any mistakes.

LOADER	SAVE name	Start Address	Finish address
1	SPRITES	12288	14784
2	CHARSET	10240	12287
3	HOUR-GLASS	8192	8920
4	OBJECT.1	6144	7573

The game comprises six modules. To convert the loaders to useable code, use the following procedure:

Type in POKE 44,64: POKE 64*256,0:NEW

LOAD and RUN the loader
LOAD and RUN the Code Saver routine using the details given in the table. You don't have to use the suggested names but if you don't, you must amend the BASIC portion accordingly.

Once you have completed this procedure for each loader, you can test them by LOADING them all (don't forget the secondary address... LOAD "name",8,1 or LOAD "name",1,1). And type in the line:
SYS 6144:SYS6153

You should get the display and be set a question to answer. If this happens, all is well.

The BASIC program controls the whole program. You should note that the first portion assumes that you are loading from disk. Cassette users must change the device number.

The game play is quite simple. The knight walks in the direction you specify. If you use keyboard control, auto repeat allows you to hold the keys down. When you reach the edge of the window, the next part of the map is

LOADER	SAVE name	Start Address	Finish address
5	OBJECT.2	32768	36176
6	MAP	36864	40545

displayed. If you enter a square with a nasty, you must fight. If you win, the nasty vanishes. If you loose, you are dumped on the last square you were

on. If you enter a square with a part of the key, it is automatically yours. Find all four keys and reach the castle door and the game ends.

Now we will complete the loaders and show you how to run the game. The last two loaders are converted to code as before but with a slight difference:

Type in POKE 56,128: CLR
LOAD and RUN the loader
LOAD and RUN the Code Saver routine using the details given in the table.

To play the game, reset the computer by turning it off and on or by using SYS 64738. You then just LOAD and RUN the BASIC portion.

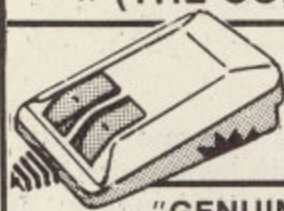
Next time we will give a map of the

game and an editor which will allow you to change the locations of the key parts and the nasties.

See listings on page 77.

CRAZY CHRISTMAS BARGAINS

NEOS MOUSE + SOFTWARE
★ (THE COMMODORE MOUSE) ★



NEOS MOUSE WITH "CHEESE" CASSETTE INC. "GENUINE CHEESE" ON DISK = £29.90

Wigmore disc version includes genuine save and load to disc.

"GENUINE CHEESE" on disc - £8.00

(including save and load of pictures with fast and slow load.)
Soon available Geos Compatible Mouse - Watch press for details.



ARTIST 64

(For use with Mouse or Joystick)

This is the most sophisticated, powerful and advanced art or graphics package available on a CBM 64 or 128.

"Artist 64 is an excellent graphics package and we were extremely

impressed with its range of capabilities. It is in fact probably the most versatile graphics program that we have seen".

Your Commodore takes over where cheese leaves off. Although friendly and fun - can be used professionally with over 250,000 combinations of commands.

★GIVE YOUR 64/128 - AMIGA TYPE GRAPHICS★

Full colour working. Full screen working. Zoom and Pan. Create any brush fill, pattern or icon. Variable Text. Commodore and Epson printdumps. Add other print routines. Innovative colour commands: "Over and Under" - (colours weave over and under each other) "Colour Cycling" "Duplicate objects without certain colours."

P.C.W. "Artist 64 is a compulsory purchase" Tape or Disc = £27.50

WIGMORE
HOUSE LIMITED
113 Godwin Road Forest Gate E7 02W 01-555-3751
ACCESS CHEQUES P.O. CASH ORDERS P & P - UK £1.50 Overseas £3.00
Dealer, Export and Educational Enquiries Welcome

YORK ELECTRONIC RESEARCH
Commodore 64/Plus 4 Products

6502 ASSEMBLER 64/Plus 4* tape/disk* £12.99

A sophisticated two-pass symbolic assembler and text editor which supports tape and disk filing. The assembler, the editor, and your source and object code may all be resident in memory simultaneously, facilitating rapid and interactive code development. Recently extended manual with many examples.

Z80 EMULATOR/CROSS-ASSEMBLER 64 only disk £12.99

A unique integrated Z80 development package. The emulator compiles Z80 source code into optimised 6502 which runs on the 64 at approximately one sixth the speed of a 2MHz Z80. It supports all but 20 of the 688 Z80 operations, calls to 6502 routines, and interrupts. The cross assembler generates hex or binary Z80 object files. The disk also contains a powerful editor and several example programs.

BI-DIRECTIONAL RS232 INTERFACE WITH COMMUNICATIONS SOFTWARE 64 +4* .. tape/disk* £29.99

The 64 KERNAL supports RS232 via the user port. This interface provides the necessary voltage conversion for direct connection to RS232 printers, modems and other devices. It is compatible with Easyscript and Superscript. The unit is supplied with 1 metre of cable (add 75p per extra metre*) terminated in a 25-way male (or female*) D-connector. The software includes a terminal emulator which supports split baud rates and auto-dial, file transfer utilities, a menu driven port initialisation program, and a transparent printer driver which vectors the KERNAL to redirect device 4 printer output to the RS232 port.

*Please specify.

Prices are fully inclusive. Overseas orders add £2.50

Allow up to 1 week for delivery

Manuals available separately £1.00


YORK ELECTRONIC RESEARCH

The Fishergate Centre, Dept YC, 4 Fishergate, York YO1 4AB
Telephone: (0904) 610722

Games Reviews

*For the latest on the shoot 'em up front,
consult our review pages.*

Que-dex



Inspired by Gremlin's Bounder, Que-dex is an arcade game in which you must look before you leap if you're going to get to the top of the high score table.

Que-dex consists of ten tracks of planes that can be attempted in any order but only the very brave or stupid dive straight into plane ten.

In plane one you simply have to complete a series of exercises that will prepare you for what's to come. In the other planes you must reach the GOAL before the time runs out. To get to the goal you will have to negotiate a maze, travel long lifts and through teleports, avoid ground that drains your time and areas that just disappear leaving you on the way to oblivion. You will have to get around locked doors that are opened only by finding specific keys. To add to your problems some keys remain invisible until you're next to them, and are usually next to a killer Skull and Cross bones, where one wrong move will cost you that game.

However, you can get some help from objects you can pick up such as amulets that reveal the GOAL and objects that give you extra speed or more time and sound surprise features that may help or hinder you.


At the end of each plane you have a chance to pick up some extra points in a bonus screen and a chance to rest before attempting the next plane. This game would be tough enough without the time limit, with it, it's almost impossible.

T.H.

Touchline:

Title: Que-dex. **Supplier:** Thalamus, 2 Minerva House, Calleva Park, Aldermaston, Berkshire RG7 4QW. **Machine:** C64. **Price:** £9.99 (C) £14.99 (Disk). **Originality:** 7/10. **Graphics:** 7/10. **Playability:** 28/10. **Value:** 8/10.

Starfox



In the unofficial sequel to Skyfox you are Hawkins and your mission is to destroy the aliens that have invaded the protective Rubicon cube that surrounds eight planets.

The standard Starfox is equipped with a turbodrive that will send you hurtling through space but will also drink fuel at an alarming rate and a standard laser. However, you can improve your chances and your craft by docking with motherships that orbit the eight planets and choosing from the selection of weapons that include energy bolts, shockers and more powerful lasers.

You'll need this extra weaponry to wipe out the invading convoys of aliens that come at you ten at a time. If you haven't got the right weapon you may have to shoot each alien four times to destroy it.

The aliens don't actually fire at you but they do exhaust your fuel supply which will cost you the game. You can refuel at a planet or from a refueling ship but only if you can find one in time.

Starfox is a game that will require its players to invest some time in it before they become hooked. Once they've completed a few levels (this will take some time) they will become hooked by it.

Touchline:


Title: Starfox. **Supplier:** Reaktor, 9 Disraeli Rd, Putney, London SW15 2DR. **Tel:** 01-785 4285. **Machine:** C64. **Price:** £9.99 (ca) £12.99 (Disk).

Originality: 5/10. **Playability:** 5/10. **Graphics:** 5/10. **Value:** 6/10.

Indiana Jones and the Temple of Doom

Indiana Jones is set to burst onto the small screen in the C64 conversion of the Atari coin-up version of the film.

Armed with just his trusty whip Indy must fight off thuggee guards and snakes as he attempts a three stage game. In part one he must rescue children trapped in cages by whipping the locks off. These cages are spread throughout a cave network linked by ladders and ledges as



well as posts that our hero can attach his whip to and swing across Tarzan style. If he manages to free all the children he can escape in a mine car and into part two.

This is the shortest part of the game and is simply a ride in a mine car down a broken track. When you come to a break in the track leaning over will avoid disaster, but may bring you into range of the Thuggee guards or into the path of the pursuing car. This is an all or nothing stage as taking a wrong turn will cost you a life but once you've learned the route it couldn't be easier.

At the end of the track you enter the Temple of Doom and can attempt to retrieve one of the Sankara stones. Once again you're attacked by thuggee guards and slithering snakes but if you get your timing right you can swing over the fiery gorge, grab a stone and escape only to find yourself back in the caverns with more children to rescue.

As a conversion the game is reasonably close to the original (although the music is terrible). Unfortunately, the original game rapidly became repetitive, and desperately needed three or four more levels. A good conversion but there have been better games to convert.

T.H.

Touchline:

Title: Indiana Jones and the Temple of Doom. **Supplier:** US Gold, 2/3 Holford Way, Birmingham. B6 7AX. **Tel:** 021-356 3388. **Machine:** C64. **Price:** £9.99.

Originality: 3/10. **Playability:** 6/10. **Graphics:** 5/10. **Value:** 6/10.

Captain America

When America is threatened with total annihilation who do you call. Superman? Ghostbusters? No! This time it's Captain America – the defender of the Constitution who must save the day!

Dr. Meglomann, a man who the CIA claimed they killed in Cuba in the early sixties has emerged from hiding and claimed the Presidency of the US of A, and if power isn't handed over he'll fire a rocket packed full of killer virus at North America and wipe everyone out.

One hundred elite marines stormed the mad doctors base but were all killed by the deadly virus. Now you, Captain America must save the world!

The doctor is holed up in the tube of Doom and it's not going to be easy to get him out. The tube of Doom consists of three concentric tubes packed with laser firing robots. Your mission is to fight your way through all three levels to destroy the rocket, and bring Dr. Meglomann to justice. As the game begins you are sitting at the controls of the Orbivator, an elevator that runs between the outer and middle cylinders. From this you can gain access to the rooms of the tube of Doom.



The deeper you get into the tube the greater the level of the virus that will slowly overcome even Captain America's superhuman strength and so you must stay within your immunity range. You must also find a way to increase your immunity so you can explore these deeper levels.

Perhaps the answers lie in the rooms that you can reach by battling the robots in each level. Here you'll find more laser firing and homing enemies as well as a source for your Captain America shields (your only weapon) and maybe even a few clues.

Captain America is a massive arcade adventure in which your reactions will have to match your brain power if you're going to survive long enough to save the day. T.H.

Touchline:

Title: Captain America. **Supplier:** GO!, 2/3 Holford Way, Holford, Birmingham, B6 7AX. **Tel:** 021-356 3388. **Machine:** C64. **Price:** £9.99
Originality: 7/10. **Playability:** 7/10. **Graphics:** 6/10. **Value:** 7/10.

On Court Tennis


On Court Tennis is another of the Activision Gamestar games to be re-released by Firebird at a budget price. This time you can pick up your racket and stride out onto the centrecourt as Ivan, Bjorn, John or Jimmy to take on a

computer or human opponent in a match lasting three or five sets.

As the players take their places on court the temptation is to write the game off as having poor graphics but gradually the addictiveness of the gameplay takes over. Even when you're 5-0 down you still think you've got a chance!

The game is controlled entirely by the joystick with it's movements deciding the strength and direction of the shot. This, of course, depends on how well you time your shots and whether you play the right shot at the right time. With that lot to think about it's lucky that the computer automatically moves you to the ball so you can concentrate on the shot.

The result is a tennis game that was over priced in the full-priced market, but at last as found it's right value for money. It's limited and at times not very pretty but as a cut priced tennis game it has the advantage. T.H.



Touchline:


Title: On Court Tennis. **Supplier:** Firebird, 64/76 New Oxford Street, London WC1A 1PS. **Tel:** 01-379 6755. **Machine:** C64. **Price:** £1.99.
Originality: 4/10. **Playability:** 6/10. **Graphics:** 4/10. **Value:** 5/10.

Beach Head II

Beach Head II, the game that shocked the world with it's realistic screams is back as part of Mastertronic's Americana range. In this, the sequel to the highly successful Beach Head the evil, warmongering, bloodthirsty, power crazed maniac dictator known as the dragon is out for revenge and plans to destroy the forces that wrecked his fortress in the original game, that means you.

As in Beach Head, Beach Head II is a multi-stage arcade game, only this time you can play either side in a head to head contest.

The first sequence is a two part game with the dictator making a massive gun that tries to blast the good guys as they're dropped by helicopter behind the first line of defences. Once they've all been dropped you must bring



them forward while running the gauntlet of the giant gun. If they're hit, they let out a bloodcurdling scream or yell for a medic! As you approach the gun you can send one man over a wall while the gun will be destroyed but soon replaced so you have to move quickly.

In stage two you must rescue the men captured by the dictator by turning their own gun against them. This isn't going to be easy as the prisoners escaping across the courtyard can be shot by men on walls, blown up by mines thrown out from trap doors, killed by a tank or slowly and loudly crushed by a tank.

Part three is a Zaxxon style screen in which you must fly the escaped prisoners to safety in three helicopters, along as you can get past the Dragon's defences and finally in part four, your in man to man combat with the dictator in his underground caves. To win you must hurl pointed sticks at the villain and escape his deadly throws.

Beach Head II is a loud, action-all-the-way arcade games that won't win any good taste awards. T.H.

Touchline:

Title: Beach Head II. **Supplier:** Americana, 8-10 Paul Street, London EC2. **Tel:** 01-377 6880. **Machine:** C64. **Price:** £2.99. **Originality:** 4/10. **Playability:** 7/10. **Graphics:** 4/10. **Value:** 7/10.


Nebulus

Nebulus is yet another incredibly addictive Hewson arcade game in which you, a cute little frog like critter, must destroy a series of unauthorised towers that someone has built in the sea. Your job is to climb up to the top of these towers and destroy them.

Unfortunately, this is going to be far from easy. You arrive by mini-sub at the base of the first of eight towers. Around it you can see a series of platforms and lifts that you must navigate as well as tunnels that lead from one side of the tower to the other. Each tower is also patrolled by a selection of nasties. Some can be blasted with your bubble gun, while others are indestructable and must be avoided at all costs. This isn't always easy when you're walking along

platforms that disappear from under your feet, slide you backwards as quickly as you can run forward and gaps that are just further than you can jump.

It all adds up to a great game that adds new lease of life to the addictive platform game format. T.H.



Touchline:

Title: Nebulus. **Supplier:** Hewson Consultants, Hewson House, 56B Milton Trading Estate, Milton, Abingdon, Oxon. **Tel:** 0235 832939. **Machine:** C64. **Price:** £8.95. **Originality:** 8/10. **Playability:** 7/10. **Graphics:** 7/10. **Value:** 7/10.

Action Force

When the evil enemy Cobra attacked the small island of Botsneda, the military installations were destroyed. All except the eastern part which contains some classified information stored on hard disk. This data must not fall into enemy hands. There just isn't time to organise a conventional force attack so they must send in the Action Force.



Lady Jay and Crankcase man the A.W.E. Striker that has been quickly modified for data retrieval and so must be protected by you, Wild Bill, and Flint in the Dragonfly XH-1 helicopter.

The enemy will bombard you with other helicopters, planes, guns and missiles that you must blast and avoid while clearing a path for Striker.


The result is a standard sideways scrolling shoot 'em-up with eight levels that may have some appeal for Action Force fans. Anyone else who wants helicopter action should take Gunship for a test flight.

T.H.

Touchline:

Title: Action Force. **Supplier:** Virgin Games, 2-4 Vernon Yard, Portobello Rd., London W11 2DX. **Tel:** 01-727 8070. **Machine:** C64. **Price:** £9.95 - disk only. **Originality:** 4/10. **Playability:** 6/10. **Graphics:** 5/10. **Value:** 6/10.

On the Tiles



Firebird and Odin present the first feline simulation in which you must prowl the streets in search of fish bones to gain control of eight streets.

Unfortunately, all is not purrfect for our furry hero who must avoid the attentions of blood sucking fleas and the draining effect of frogs as well as the fatal touch of kitty hawks and hedgehogs. Luckily, you can regain lost energy for grabbing a sparrow or mouse as you leap from window sill to rooftop.

You can protect yourself from things that cost one of your nine lives by spitting some green unnamed substance at them. However, at times you don't have time to react since you must press the space bar to fire which is never near enough to the joystick to save myself.

On the tiles is a good but tough game which features some nice animation and addictive gameplay.

T.H.

Touchline:

Title: On The Tiles. **Supplier:** Firebird/Odin, 64/76 New

Oxford St., London WC1A 1PS. **Tel:** 01-379 6755. **Machine:** C64. **Price:** £7.95 (C) £12.95 (Disk). **Originality:** 9/10. **Playability:** 6/10. **Graphics:** 7/10. **Value:** 8/10.

Super Sprint

Super Sprint is the latest coin-up conversion for the C64 and attempts to recreate the arcade racing game that's been an amazing arcade hit.

Unfortunately, it's impossible to get three players around a C64 and so this conversion has only a one or two player option with the remaining cars driven by drones. These drones never skid or crash but are easily beaten by a skillful player, but will wipe you out if you hurtle around every bend and end up in a smouldering heap. Your car is quickly replaced by one that arrives by helicopter but you will have lost valuable time.


Once you've selected one or two players (and if two either a head to head conflict or a normal super sprint) you can select one of the four tracks that feature tight bends, bridges that obscure your view and gates that open and close to allow you to take short cuts that could win you the race.

On the track you may also find oil slicks that will send you spinning, bonus points and occasionally gold spanners. If you collect three of these spanners in a race you can improve your car by adding super traction, turbo acceleration or a higher top speed or just improve your score with a score multiplier.

Whatever you choose even the experienced champions have to avoid the spinning whirlwind that gets you in a spin if you're caught in it's path.

Super Sprint is a good conversion that will drive racing fans round the bend as they attempt to build a car that can beat all comers.

T.H.



Touchline:

Title: Super Sprint. **Supplier:** Electric Dreams, Terminus House, Terminus Terrace, Southampton, Hampshire SO1 1FE. **Tel:** 0703 229694. **Machine:** C64. **Price:** £9.95 (C) **Originality:** 4/10. **Playability:** 8/10. **Graphics:** 6/10. **Value:** 7/10.

VC

AMAZING NEW 'TOTAL BACKUP' CARTRIDGE FOR COMMODORE 64 AND 128 (IN 64 MODE)

NEW ACTION REPLAY V.3 FROM DOSOFT UNSTOPPABLE 'TOTAL BACKUP' CARTRIDGE

OUR NEW INNOVATIVE HARDWARE AND SOFTWARE COMBINATION
GIVES YOU MORE POWER, MORE FEATURES, MORE FUN!!

Action Replay V.3 is now **more** powerful, has **more** features and will back up **more** programs than any competing cartridge! It handles the latest protected games! Just plug it into the expansion port then press the Magic Button! Our new hardware design makes this absolutely unstoppable. Now you are in complete control. Tape to tape. Tape to disk.

to disk. Disk to tape. No special knowledge is required. It tells you exactly what to do. It's so friendly—and it's a lot of fun too!

Become invulnerable! Action Replay V.3 now has a **SPRITE KILLER**. Play weird games! The unique **SPRITE MONITOR** lets you save sprites from one game and load them in another! The mind boggles!

Nothing else offers all these features at this price!

■ Mega-Freeze

Freeze and save ANY working program—the Magic Button is unstoppable—unlike other cartridges. Also it is now undetectable by software!

■ Independent

All programs reload without cartridge—and at turbo speed—tape or disk.

■ Extra Fast

Make all backups at Turbo Speed—much faster than rival cartridges. Dual speed Tape Turbo is up to 3 times faster than commercial Turbos 10 times faster than Commodore.

■ Super Compact

Intelligent compacting techniques minimise program size into single files. Save 3 or more per disk side.

■ Multistage Saves

Transfers MORE multistage loaders from tape to disk than any other. And all parts Turbo load—another feature unique to Action Replay.

■ So Easy to Use

Action Replay V.3 is a delight to use. All functions described on screen. No user knowledge is required.

■ SpriteControl

Unique Sprite Monitor lets you disable them. Save them! Change them!! Customise your games!!!

■ Picture Save

Unique! Save ANY Multicolour Picture, including title screens. Compatible with Blazing Paddles, Koala, Graphic Slideshow etc. Built-in Slideshow for tape users.

■ Disk Fastloader

Superb bonus feature loads five times faster. Takes up NO memory.

■ Code Inspector

Look at whole memory—program, registers, etc. Everything you need.

■ Compatible

Fully compatible with Commodore 64, 64C, 128 and 128D in 64 mode, 1541, 1541C, 1570, 1571 and Enhancer Drives, CBM compatible tape recorders, FastDOS, and Turbo ROM—can the others say that???

£29.99 GET MORE FOR LESS!

Buy Action Replay with DiskMate in ONE cartridge ONLY £39.99

Action Replay and DiskMate are also available from Datal Electronics

THERE'S
NO STOPPING
ME NOW!



DiskMate Cartridge V.2

This is the way Commodore should have their DOS. Single keystroke commands: e.g. LOAD and RUN straight from directory, and much, much more! Works with all drives: 1541, 1570 and 1571.

- 2 minute complete Backup
- Very fast disk functions
- Invisible Toolkit
- 10 second Format
- Powerful 'Floating' Monitor
- SAVE "@@" bug cured
- Takes up NO memory
- Unstoppable reset

£14.99 TERRIFIC VALUE

Buy DiskMate with Action Replay in ONE cartridge ONLY £39.99

Graphics Slideshow

View pix from games, graphic packages or loading screens singly or in sequence. 16 pictures per disk. Turbo load. Disk only.

LOOKING GOOD AT £4.95

SPECIAL OFFER!

Enhancement and Slideshow on one disk ONLY £11.95

100% SUCCESS? WE ASK: WHO'S KIDDING WHO?

Action Replay V.3 will back-up ANY program which ANY other cartridge can—and much more! It also has unmatched features. For instance, 'Freeze Frame' uses more disk space, saves SLOWER, has a SLOWER tape loader and has NO built-in disk fastloader, NO picture, NO Sprite, NO restart-features, yet costs £10 more!! So, come on, who's kidding who? If Action Replay V.3 doesn't live up to our claims, return it within 7 days of receipt and you can have your money back!

Enhancement Disk

Get even more from Action Replay with this Bonus Disk to back up the new non-standard multi-stage loaders.

GREAT VALUE AT £7.95

Our cartridges carry a twelve month guarantee against mechanical failure.

How to get your DoSoftware

Please send cash/cheque/P.O. with order for fast despatch (SAE only for full details). Send off now to:

DoSoft (Dept YC), 2 Oakmoor Ave, Blackpool, FY2 0EE

UK Postage included. Europe add £0.75, or £2 if order includes Blank Disks. Overseas add £1.50 for Airmail, or £3.50 if order includes Blank Disks.

DoSoft

You'll Do it Better
with DoSoft

SUPER SOFTWARE SALE

Buy NOW and SAVE! SAVE! SAVE!

The DoSoft Collection

UNBEATABLE OFFER! The latest versions of MegaTransfer, MegaUtility, MegaTape and ProSprite ALL on One Disk

HALF PRICE £12.50 WOW!

DoSoft Super Disk Kit

AS ABOVE but with 12 Xidex Precision Boxed Disks. A great start to get your programs on disk at a giveaway price!

SAVE! SAVE! SAVE! £19.99

Mega MegaTape Savings

OUR FAMOUS Tape-to-Tape utility for one Datassette at an unbeatable price.

BUY NOW £5 BRILLIANT!

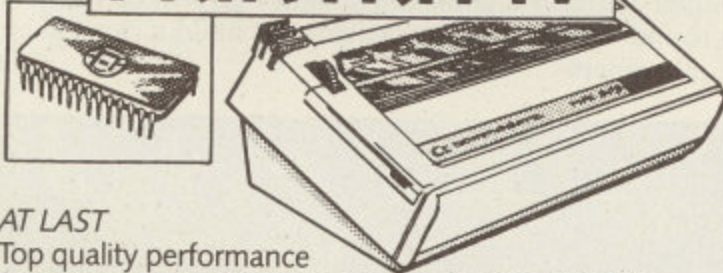
Xidex Precision Disks

From the WORLD'S LEADING SUPPLIER—12 Double Sided, Double Density 5 1/4 Disks complete with sleeves, labels, tabs and FREE high impact plastic storage box

TWELVE FOR ONLY £8.50!

FAST DISK UTILITIES • LOADERS • 2-MIN DISK COPY • FAST DISK FILE COPY • FAST FORMAT

THE MPS803 PRINTKIT IV



AT LAST

Top quality performance from your MPS803 Printer. Simply fit 'PRINTKIT IV' directly to your MPS803 printer and you will get:

- *TRUE DESCENDERS
- *UNDERLINING
- *A BOLD OPTION
- *ITALICS

And up to 50% speed increase!

All facilities are fully CBM compatible "PRINTKIT IV" is a very impressive upgrade kit" CCI Nov '87.

"Will give your MPS803 a new lease of life" YC Dec '87.

Send just £30.00 to join the hundreds of satisfied customers.

NEW! Coming soon... Connect your MPS803 DIRECTLY to your Amiga, ST, PC,.... Full information when you order 'PRINTKIT IV'.

We also supply: Ribbons, Tractor feeds, Serial leads etc. Call for details.

AVON PRINTER TECHNOLOGY

SWINDON HOUSE; 4 HOWARD ROAD; SOUTHVILLE; BRISTOL BS3 1QH. Telephone BRISTOL (0272) 667167 (enquiries from non-UK Distributors welcome)* add £2.00 P&P for overseas orders 7 days delivery. Full guarantee.

OFFICIAL COMMODORE/AMIGA DEALER

COMPUTERS

Amiga 2000 + NEW 1084 Colour Mon	1378.85
Amiga 500 + dPaint + MORE!	459.00
Amiga 500 + Philips 8833 Stereo Colour Mon	715.00
Commodore 128/C2N/3 Tapes/Joystick/Games	219.00
Commodore 64C/C2N/3 Tapes/Joystick/Sports Bag/Games	159.00

PRINTERS

OKIMATE 20 TEXT & FULL GRAPHICS MULTI-COLOUR FOR AMIGA	199.00
Star NL10 for C64/128 120cps & NLQ	219.00
Citizen 120D Dot Matrix 120cps & NLQ	179.00

MONITORS

Philips 8833 Col Mon inc lead	279.00
Philips BM7502 Green mon inc lead	82.00
Philips BM7522 Amber Mon inc lead	94.00

MISCELLANEOUS

Commodore 1541C Disk Drive	159.00
Commodore 1571 Disk Drive	189.00
Commodore C2N data Recorder	35.00
Super-G Cent Inerf + Graphics	34.95
RS232 Interface with disk software	57.44
Commodore 64 Power Supply	26.45
Amiga Modulator	24.99
Amiga 500 512K RAM Expansion + Clock	99.95
Amiga 2000 2Mb Ram Card	1378.35
Cumana CAX354 Amiga Disk Drive	135.00
Surge Protector 13 Amp Plug (Adapter £14.95)	11.95
Amiga DOS Ref Manual (2nd Ed) (p&p £2)	22.95
C128 Official Prog's Ref Guide (p&p £2)	18.95
C64 Official Prog's Ref Guide (p&p £2)	7.95

SOFTWARE (Examples)

Amiga Scribble 2	79.00
Amiga Superbase	86.95
Amiga Pro Midi Studio	139.00
Amiga Aegis Sonix	45.00
Amiga Deluxe Paint 2	69.95
Amiga DigiView inc A500/2000 Adaptor	191.00
Superbase 128 Programmable Database	45.95
Superscript 128 Word Processor	45.95
Tasword 64 40/80 Col WP - Tape/Disk	17.95/19.95
VizaWrite Classic 128 WP + Spell Check	79.35

ALL PRICES INC. VAT, CARRIAGE £8, EXPRESS DELIVERY £12
Software & Small Items FREE

Delta Pi Software Ltd

8 Ruswarp Lane, WHITBY, N. Yorks. YO2 1ND.
Tel: 0947 600065 (9am-7pm)



Teacher's Pet

Need some help with your studies? Then take a look at the latest educational packages. Learning can be fun!

By Margaret Webb

Following the dearth of new educational software over the last year or so, it's nice to have enough material to write another Teacher's Pet column. I want to discuss three packages which are all very different in subject matter. While the review copies all came on disks, there are no technical reasons to preclude their appearance on cassette. In fact, Biology, from Software Horizons, came with a cassette inlay.

'O'/GCSE Mathematics

The first package is written by Evelyn Mills, a name which should be familiar to regular readers of *Your Commodore*. This package covers some of the main areas of the 'O' level and GCSE syllabuses in mathematics. Extensive use of a graphics system called Video Basic 64 is used, which allows easy use of high resolution graphics, permitting the drawing of circles and lines and the use of fancy shadings and patterns which is used to enhance the appearance of the package and illustrate certain aspects.

The software covers six main topics which include:

- Basic Mathematics.
- Algebra.
- Geometry.
- Progressive Mathematics.
- Trigonometry.
- Linear programming and statistics.

A final section provides a selection of questions extracted from past 'O' level exam papers. In keeping with most exam based educational software, the material provided is

more of a revision aid for use in conjunction with normal texts and tuition. To give you some idea of the content, I will run through two of the sections - geometry and algebra.

The use of high resolution graphics is put to best use in the geometry section. This section covers a number of topics which include circles, sectors, chords and tangents, plane shapes and polygons. The algebra section, on the other hand, requires less emphasis on graphics. The areas covered include law of indices, cross multiplication, removal of brackets, factorising quadratic equations and simultaneous equations.

The examination section is, as expected, fairly testing and extends beyond the material given in the package. I think however, this is only to be expected.

All sections give a good mix of handy tips or rules of thumb and illustrative examples. There is, however, no error trapping, allowing ridiculous answers to crash the program. Some examples required input from the user - ensuring that he didn't fall asleep! Overall, the content is good and is presented in an interesting manner. Although it may sound carping, there was one irritating aspect.

All sections use Video Basic to generate fancy (and in my view) superfluous displays between topics. Some of these took some time to be drawn and became a little boring. My main objection is that these displays occupy valuable program space which could be used to better effect.

Notwithstanding this point, the

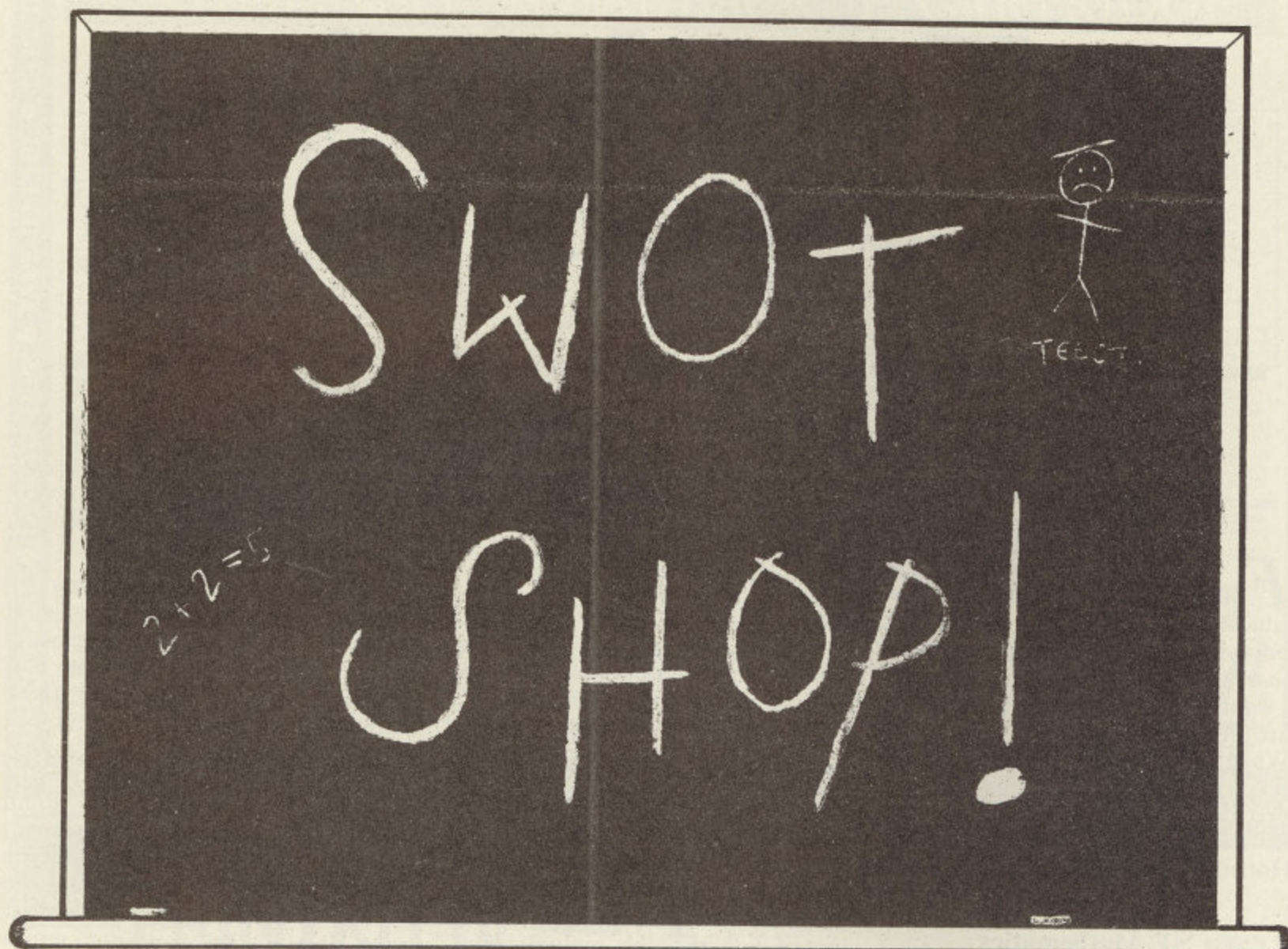
disk is filled well with something like 130K of software on it. One final point is that the examination section expects you to work from the monitor. This won't present a problem for those using their own copy at home but is of little value in a busy classroom since it locks up a machine which could be otherwise used. A better idea would have been to provide an option to allow you to make a hard copy of the examination questions and so that the computer could be released for other users. It would be necessary to return to the machine for the answers.

History Package

The next offering comes courtesy of Duncan Bowen School, Ashford. This software uses the Quill adventure writer to create a novel approach to the teaching of History. History is usually a sure way to send pupils to sleep, as it is always full of dates, places and names and has as much life in it as a building brick.

The fact is that History is a living subject which involves people of all walks of life. By involving the pupil in the subject, it becomes live and interesting, and software uses the adventure concept to achieve this goal.

The disk contains two packages covering different aspects of the same problem. The main portion relates to an investigation of the past. The pupil has to "travel" around seeking information which will help solve a Victorian murder. To achieve this aim, you must examine a wide range of sources of information such as



records, diaries, memorials in churches and listen to the gossip.

In the first part you have to compile the basic facts from archival material. You have access to contemporary material in the second part, and with this you attempt to form a case against the murderer. Two further parts provide further information and quiz your findings.

In the second package, the pupil has to explore a Kentish village and map it. The final aim is to compile as much information as possible about a family that lived there.

Overall, the main theme of the package is that there is a lot of material available which is used to explore the past and shows where it is found and how it can be used. The software is detailed and well thought out - the documentation is copious and extremely useful; providing teacher's notes and help for the pupils. The material is ideal for project work, both for groups of children and the individual. I believe that this software

is free provided that a blank disk or tape is sent.

Revision Series

Finally, I received some sample extracts from a series, written by Software Horizons, whose software is very much of the subject summary/revision genre. The system uses a kernel of routines which perform some fixed actions on a database. The database is specific to each subject. The format is text only with choices made from menus.

Each topic has a block of notes occupying two or three screen loads, which must be read in conjunction with normal notes. There are then a number of questions aimed at testing the pupil's knowledge. These are:

Single question: these simply require a typed answer to a question.

Multiple choice: three possible answers are given for the pupil to choose from.

True or false

Group questions: answers are chosen

from a given selection to answer a group of questions.

Time test

Fill in paragraph: the pupil has to insert the missing keywords into a paragraph.

A nice touch is the program's ability to tolerate minor deviations in spelling. Overall this package does its job well, but due to the lack of graphics, is rather unexciting.

Touchline:


Title: 'O'/GCSE Mathematics.

Supplier: Adamsoft, 18 Norwich Avenue, Rochdale, Lancs. OL11 5JZ.

Price: £12.95.

Title: History Revision. **Supplier:** Mr J. Fanning, Duncan Bowen Youth Wing, Duncan Bowen School, Stanhope Road, Ashford, Kent. **price:** Free of charge.

Title: Revision Series. **Supplier:** Software Horizons, The Mall Centre, Main Street, Wicklow Town, Co. Wicklow, Eire. **Price:**



PIRATES!

CHASE FAME & FORTUNE ON THE HIGH SEAS

The Action-Adventure Simulation

Pirates! The world's first swashbuckling simulation.

Non-stop action and historical drama take place on the Spanish Main during the 17th century and you play the leading role – Privateer Captain, a pirate in all but name.

Leap into this era of turbulence and change – a time when daring adventurers can gain power and wealth.

Raid treasure-laden galleons and plunder rich ports. Learn to navigate, to fence and to avoid mutiny.

Uniquely, Pirates! combines the excitement of an adventure story with the challenge of simulation decision-making. You must choose the most lucrative expeditions, forge the most fruitful alliances and

negotiate the greatest profits.

Success will determine your status in later life. How will you end your days? A prosperous noble or common scoundrel?

Pirates! will be landing in all good software stores soon.

MICRO PROSE

Commodore 64/128. Disk £19.95.
Cassette £14.95.

Win a Konix Joystick

Konix is set to launch a new joystick onto the market. We're giving ten away as prizes in this month's competition.

The Konix joystick is probably the one of the best known joysticks available. Now Konix is set to take the market by storm once again with a new version of the joystick, now with an auto fire facility.

Your Commodore is pleased to team up with Konix for this month's competition. We are giving away ten auto-fire joysticks to the first ten correct entries pulled out of the hat after the closing date.


How to Enter

Study the two cartoons, there are a number of differences between them. Once you have decided how many differences there are complete the entry coupon and send it to the editorial address (see below). Please write the number of differences that you have found on the back of the envelope. If you don't then your entry will not be accepted.

The Rules

Entries will not be accepted from employees of Argus Specialist Publications and Konix. This restriction also applies to employees' families and agents of the companies.

The How to Enter section forms part of the rules. The Editor's decision is final and no correspondence will be entered into.



Konix Competition Entry Coupon

Name

Address

Postcode

Number of differences found

Post to: Your Commodore, Konix Competition, 1 Golden Square, London W1R 3AB. Closing date: Friday 29th January 1988.

SERIOUS 128 SOFTWARE

1351 Mouse

The only 100% proportional compatible Commodore Mouse, works with GEOS 64/128, CADPAK and CHARTPAK. Only £29.95 GEOS 64 update to use 1351 Mouse....£7.50



The Big Blue Reader CP/M

New from S.O.G.W.A.P. Software Inc., The Big Blue Reader allows you to transfer files generated on most IBM-Compatible (MS-DOS) software to all three operation modes of the Commodore 128 and vice versa. Thus, files can be transferred to or from MS-DOS, 128 and CP/M disk formats, with optional ASCII translation.



You may no longer be discouraged because your C128 is not MS-DOS disk compatible, or that your C128 CP/M disks are not industry standard. The program, which runs in C128 mode, is available for £29.95 by mail order. Detailed information is available on request.

- ★ New Little Blue Reader for 64 Users
- ★ MS-DOS disk backup. ★ CP/M Formatting Utility.
- ★ ASCII to Pet ASCII translation.

New 3 1/2" Disk Drives.

The **NEW** Commodore 1581 1 Megabyte disk drive is now available. The **NEW** 3 1/2" disk drive is compatible with most commercial software and will operate on the Commodore 128, 64C, Plus/4, C16 and VIC-20.



The 1581 offers the professional user, 808k formatted disk capacity, (3160 Blocks Free), 8,000 Bytes per second transfer rate and sub-directories. Commercial software available includes HackPack, Petspeed, Oxford pascal, Fontmaster with Spellmaster, CADPAK and Chartpak. Write for more detailed information.

★★ Now Available for only £199.95 ★★

512K RamPack and RAMDOS	£174.95
GEOS 128	£44.95
BASIC 8	£34.95
CADPAK/CHARTPAK	£34.95
Petspeed/Oxford Pascal/Hackpack	£18.95
Mouse Mat	£5.99

Send Cheque/Postal Order or write for more information to:-

Financial Systems Software Ltd,

2nd Floor, Anbrian House, St. Marys Street, Worcester.
WR1 1HA Telephone: (0905) 611463

(Overseas orders please add £2.50. Please allow upto 14 days for delivery). All Prices Include VAT and Postage and Packaging.

**F
Y
N
A
N
C
I
A
L
S
Y
S
T
E
M
S**

THE 128 CANNON

Here is the package for ALL 128 owners.

- ★ **NIBBLER**-works with single or between two 1541, 1570, 1571 drives.
- ★ **FILE COPIER**-easy file maintenance & manipulation
- ★ **FAST-COPIER**-use for your data disks
- ★ **1581 FAST COPIER**-for the new 3.5" high speed drive
- ★ **1581 FILE COPIER**-high speed file manipulation
- ★ **MFM COPIER**-for IBM and CP/M disks
- ★ **T/S EDITOR**-works with 1541/1570/1571/1581 drives
- ★ **ERROR SCANNER**-complete on screen display
- ★ **DENSITY SCANNER**-find altered densities track by track
- ★ **DIRECTORY EDITOR**-alter and organise the directory
- ★ **BONUS**-100 parameters
- ★ **COPY** your precious software onto 3.5" format

never before has so much power been available for the 128. Let us show you just how powerful. **Order today!**

£29.95

C128 HELPER

THE FIRST ELECTRONIC C128 REFERENCE MANUAL

The C128 HELPER is the first electronic reference manual for your C128. If you have ever found yourself in the middle of programming and needing information, this is the utility for you. Let's say you are programming in powerful BASIC 7.0 and you need help. Touch the 'Help' key and a menu appears instantly. Select the required help from the menu and you get a full screen of information and examples. Touch another key and its printed out. Then you are returned to your BASIC programme. The C128 HELPER works in 80 column mode and with the 1541/1570/1571 and 1581 drives and is co-resident with your BASIC programs and all BASIC 7.0 commands and functions and available with full explanations and examples. It also allows you to perform a screen dump from BASIC. Perhaps the single most exciting point is that the program is user-definable. You can edit HELPER or create your own custom files. You are guided with prompts to construct your own screens and menus. You could make your own electronic pads or helpers for other programs. The list is endless.

Only £24.95

All our programs are available in 3.5" format (£1.00 extra) Foreign orders please add £2 to total cost of software. Otherwise prices include VAT and post. Send S.A.E. for list of ALL our 128 products-**THAT'S ALL WE SELL!**

A Powerful Wordprocessor for the Commodore 128®



Selected
for the 1987
CES Software
Showcase
Award.

From the author of **Fontmaster II** comes **Fontmaster 128**, an enhanced version for the Commodore 128. This powerful word processor with its many different print styles (fonts), turns your dot matrix printer into a more effectual tool. Term papers, newsletters, and foreign languages are just a few of its many applications.

- ★ Program disk with no protection - uses hardware key
- ★ Supplement disk includes foreign language fonts
- ★ 56 Fonts ready to use
- ★ Font editor/creator included
- ★ On screen Font preview
- ★ 80 column only
- ★ Supports more than 110 printers

Only
£49.95 incl

★ **Includes a 102,000 word Spell Checker**

★ Insert graphics within text or superimpose text over them & turn this package into a Desk Top Publisher. Clip-Art disk with 110 images £5

NEW: The Commodore 1581 3 1/2 inch - fast data transfer rate (8000 cps with the 128; 900 cps with the 64) - full CBM compatibility with the 128/64 serial drive - 6502 processor running at 2MHz for program, Sequential, Relative and C/P/M filing - MFM format. Must be a bargain at £199.95 (P&P £3). We can supply FONTMASTER 128 in 3 1/2 inch format.

★ Sole UK importers and distributors are **BYTES & PIECES**,
37 Cecil Street, Lytham, Lancashire, FY8 5NN.

*** EXPORT ENQUIRIES WELCOME ***

HEY AMIGO...

NOW YOU DON'T HAVE TO BE A BANK ROBBING BANDIT TO AFFORD AN AMIGA!

AMIGA A500

1Meg.Disk Drive 4096 Colours Stereo Sound
Built-In Speech Synthesis Multi-Tasking

- FREE - 10 Public Domain Disks Worth £39.95
- FREE - Amiga Handbook Worth £7.95
- FREE - Deluxe Paint Worth £24.95
- FREE - Mouse Mat Worth £7.55
- FREE - TV Modulator Worth £24.95
- FREE - Karate Kid II Worth £24.95
- FREE - Amiga Tutorial Disk

New...

AMIGA EXTERNAL DISK DRIVES

COMMODORE 1Meg. £249.95 - SAVE OVER £43

CUMANA 1Meg. £139.95 - SAVE OVER £6

BUY A DRIVE NOW & GET
5-FREE Blank Disks

HARWOODS "DUALPACK" DEAL

Amiga A500 AND

Monitor

And FREEBIES ONLY

£785

(Save Up To £249!)

Amiga/Philips Monitor

14" Colour - Medium Resolution
Plugs Straight In (To Amiga And
Most Other Computers)
Tilting Facility - Stand Available
Green Screen Switch
Stereo Sound (Philips)

ONLY

£299

Save Up To £102

NOW WITH FREE-CONNECTOR LEAD
(To Fit Most Computers...
Please State Type When Ordering

eg. ACORN, ATARI, COMMODORE,
IBM, MSX, SINCLAIR etc. etc.)

Computers
DEPT YC

69 - 71 High Street

12-36 Month H.P. TERMS AVAILABLE

All Prices Include VAT Postage, And Are Correct At Time
of Going To Press E&DE Offers Subject to Availability

Alfreton Derbys TEL 0773-836781

Official Commodore Business Centre



CALL FOR LATEST PRICES
AMAZING SAVINGS!

AMIGA 2000

With extra 1Meg. Internal Drive FREE
(phone for details)

AMIGA SOFTWARE

ELECTRONIC ARTSSM and many more

Always in Stock - Phone Now

AMIGA PRINTERS

CITIZEN-120D

Low Cost NLQ Dot Matrix Printer

2 Year Warranty

C64 and Amiga Compatible

£199

Save Over £95

SEIKOSHA-SL80 AI

24 Pin Dot Matrix

Perfect Letter Quality

Single Sheet Paper Loader

16K Buffer

Ideal for W.P. and D.T.P.

£399

Save Up To £32

SEIKOSHA-MP1300 AI

Extremely Fast 300 CPS

Dot Matrix Printer & NLQ

Single Sheet Paper Loader

7 Colour Kit Available

10K Buffer

RS232 Interface as Standard

£499

Save Up To £35

All printers are:

Supplied With FREE CONNECTOR CABLE

(please specify computer)

Friction AND Tractor Fed

Epson/IBM Compatible



ORDERING...

FREE Postage

24HR Credit Card

Order Line

Next Day

COURIER

Send PO's or Cheques

Enlarging the C64

Create User Definable Graphics to produce enlarged characters on your C64.

By Adam Wright

This program will enlarge any character up to a maximum square size of 6(width) by 6(height). In fact, as long as the combinations of width and height when applied to the formula $(width-1)*8*(height)+1$ is less than 256 then other size combinations can be created. If you can take into account the massive amount of memory that is used when creating enlarged characters then I'm sure that you will appreciate that the size combinations available are very acceptable

The program creates UDG's (User Definable Graphics) which when pieced together in the correct order will produce the enlarged character. This program therefore works in the normal low-res screen mode. One advantage of this method of creating enlarged characters is that no hi-res screen areas have to be assigned. The disadvantage of this method is that the total number of characters redefined must not exceed 255. One way to overcome this limitation is to create the enlarged characters that are going to be used beforehand.

Getting it all in

In order to enter correctly the Enlarge program the following steps have to be taken:

- Enter program 1.

- Run the program making sure there are no errors.

- Save the program (SAVE "PROGRAM 1",1)*

- Save the code by typing SYS 49853 "ENL CODE",49152,49977,1*

- Enter program 2.

- Save the complete program (SAVE "ENLARGE",1*).

*Disk Users replace the 1 with an 8

How to use the routines

Enlarge Character

This is the main routine which as its name suggests, enlarges characters. Routines that must be called before calling this routine are:

Data Store, Character Data, Width, Height

SYNTAX - SYS EC

Print Character

This routine puts the enlarged character on the screen. Note that the kernal print routine could not be used because as you well know, some ASC codes do things like clear the screen, etc, therefore the characters are 'POKED' into screen memory.

Routines that must be called before calling this routine are:

Character Colour, Base Character, XY Position, Width, Height

SYNTAX - SYS PC

Data Store

This routine is used to set up the address for the enlarged characters - (default 12288)

SYNTAX - SYS DS, enlarged character address

Character Data

This routine tells the computer where the 8 bytes of character definitions are - (default 14336)

SYNTAX SYS CD, character definition address

Character Colour

This routine simply changes the current enlarged character colour.

SYNTAX - SYS CC, colour of character

Basic Character

This routine changes the initial character that is used as the base for the Print Character routine. (See example 1)

SYNTAX - SYS BC, base character number

XY Position

This routine changes the enlarged character coordinates.

(Not to be confused with *CURSOR MOVE*)

SYNTAX - SYS, XY, X coordinate, Y coordinate

Width and Height

This routine sets up the width and the height of the character to be enlarged.

SYNTAX - SYS WH, width of character, height of character

SUBSCRIPTIONS SENSATIONS!

AT COVER PRICE ONLY!

Any of the magazines from the list below can be delivered to your door
with : NO handling charge NO postage costs

A&B Computing	£18.00
Aeromodeller	£22.20
Citizens Band	£16.20
Clocks	£27.00
Commodore Disk User	£15.00
Disk User	£13.72
Electronics Digest	£11.00
Electronics Today International	£16.80
Ham Radio Today	£15.60
Military Modelling	£15.60
Model Boats	£15.60
Model Engineer	£26.40
Photography	£15.00
Photoplay	£12.00
Popular Crafts	£16.20
Radio Control Model Cars	£16.20
Radio Control Boat Modeller	£7.50
RCM&E	£14.40
Radio Control Scale Aircraft Quarterly	£9.00
Radio Modeller	£14.40
Sea Classic International	£11.70
Scale Models International	£15.00
Video Today	£15.00
Which Video?	£15.00
Woodworker	£15.60
Your Commodore	£14.40
Model Railways	£13.20
Practical Wargamer	£7.80

The Above Prices Refer to U.K. Subscriptions Only

This offer is also open to existing U.K. subscribers who
may wish to extend their current subscriptions.

Please commence my subscription(s) To..... with the..... Issue
I enclose my cheque/postal order for £..... made payable to Argus Specialist Publications Ltd.
or debit £..... from my Access/Barclaycard No.

valid from..... to..... Signature.....
Name.....
Address.....



Send this form with your remittance to:
INFONET LTD. (N.R.S. 88) 5 River Park Estate,
Berkhamsted, Herts. HP4 1HL.



2 issues FREE

When you take out a subscription to any of these magazines

	EUROPE	MIDDLE EAST	FAR EAST	REST OF THE WORLD
A&B Computing	£27.30	£27.60	£31.10	£28.30
Aeromodeller	£27.00	£27.20	£29.00	£27.50
Citizens Band	£20.10	£20.30	£21.80	£20.50
Clocks	£32.40	£32.60	£34.70	£33.00
Commodore Disk User	£18.00	£18.20	£19.30	£18.40
Disk User	£21.60	£21.70	£23.20	£22.00
Electronics Digest	£12.90	£13.00	£13.70	£13.10
Electronics Today International	£21.00	£21.20	£22.80	£21.50
Ham Radio Today	£20.10	£20.30	£22.00	£20.60
Military Modelling	£22.40	£22.60	£25.20	£23.10
Model Boats	£20.00	£20.10	£21.80	£20.40
Model Engineer	£35.40	£35.70	£39.00	£36.30
Photography	£22.00	£22.30	£25.00	£22.80
Photoplay	£16.70	£16.90	£18.70	£17.20
Popular Crafts	£21.40	£21.60	£23.60	£22.00
Radio Control Model Cars	£21.10	£21.30	£23.10	£21.60
Radio Control Boat Modeller	£10.00	£10.20	£11.10	£10.30
RCM&E	£20.40	£20.60	£22.90	£21.00
Radio Control Scale Aircraft Quarterly	£11.10	£11.20	£12.00	£11.30
Radio Modeller	£20.00	£20.20	£22.40	£20.60
Sea Classic International	£10.70	£10.80	£12.00	£11.00
Scale Models International	£19.60	£19.80	£21.50	£20.10
Video Today	£20.20	£20.40	£22.30	£20.70
Which Video?	£19.40	£19.50	£21.20	£19.80
Woodworker	£22.80	£23.00	£25.70	£23.50
Your Commodore	£22.00	£22.30	£25.20	£22.80
Model Railways	£19.10	£19.30	£21.50	£19.70
Practical Wargamer	£7.10	£7.20	£8.00	£7.40

The Above Offer Applies to Overseas Subscriptions Only

This offer is also open to existing subscribers who may wish to extend their current subscriptions.

Please commence my subscription(s) To.....with the.....Issue
 I enclose my cheque/postal order for £.....made payable to Argus Specialist Publications Ltd.
 or debit £.....from my Access/Barclaycard No.
 valid from.....to.....Signature.....
 Name.....
 Address.....



Send this form with your remittance to:
**INFONET LTD. (S.O. 88) 5 River Park Estate,
 Berkhamsted, Herts. HP4 1HL.**



screen of the VDC quite easily, but you have to remember BASIC isn't prepared for this, so you may have to write specialist routines to make this possible. First let's try to make the screen smaller horizontally by:

```
POKE 54784,1:POKE 54785,75
```

The number of characters displayed has changed to 75, but it doesn't quite work because the spare five columns are printed on the next line. So we must store five to register 27:

```
POKE 54784,27:POKE 54785,5
```

This solves the problem by adding five lines to make the total equal 75+5=80. The maximum number of characters is 80. We can also change the number of vertical characters using register 6:

```
POKE 54784,6:POKE 54785,10
```

No problems this time. The rest of the screen is swallowed up - even though it is still there if you store 25 in register 6. Now try this:

```
POKE 54784,6:POKE 54785,26
```

Wow! We now appear to have 26 lines, although they can't be used yet, and probably contain garbage. In fact we can have up to 32 lines although some monitors may not be able to display them all, so it's best just to add a few. Also, if you change the size of the screen it would be useful if you could centre the display. Well, you can of course. Just use registers 2 and 7 to change the horizontal and vertical syncs respectively. It's best to experiment and I would recommend that your programs that change the size of the screen allow individual users to alter the syncs for their individual monitors.

Like the 40 column screen, the 80 column has an attribute screen, but with some added features. Each of the 2000 bytes (see fig six) affect the corresponding byte of screen RAM, the individual bits mean:

(see Figure 11)

Alt: indicates which character set is in use.

Rvs: Reverses characters, but not used by KERNAL.

Und: Is used to underline characters (CTRL B).

Fla: This bit flashes characters on and off.

Bits 0 - 3 are used for the sixteen colours.

It is also possible to change the position of the screen and the

Figure 5

Copying the VDC RAM from place to place. Store the destination address at 250 and 251, the number of bytes in Acc. Also, store the source address in 252 and 253.

```
.copy      PHA      /temp store number of
           LDX #24  /bytes then set
           JSR read /copy
           ORA 128  /bit
           JSR write /and write.
           LDX #18  /store
           LDA 251  /destination
           JSR write /address
           INX      /high
           LDA 250  /then
           JSR write /low.
           LDX #32  /store
           LDA 253  /source
           JSR write /address
           INX      /high
           LDA 252  /then
           JSR write /low
           PLA      /get number
           LDX #30  /of bytes
           JSR write /and store
           RTS      /return
```

Figure 6

VDC RAM organisation

\$0000	- \$07CF	Video RAM, 2000 bytes.
\$07D0	- \$07FF	Not used.
\$0800	- \$0FCF	Attribute RAM, 2000 bytes.
\$0FD0	- \$1FFF	Not used.
\$2000	- \$3FFF	Character RAM, 8192 bytes, two character sets, 16 bytes per character (8 not used).

Figure 7

Altering underline scan line.

```
10  graphic 5,1
20  for t=0 to 24
30  char, 24,t,chr$(2)+"How to under line text
    on the VDC"
40  next t
50  do
60  :for t=1 to 8
70  :poke 54784,29:rem "register 29"
80  :poke 54785,t
90  :for d=1 to 25:REM "delay loop"
100 :next d
110 :next t
120 loop
```


attributes, as long as you tell the interpreter, which gets the information from around about SA2F in zero page. You will need to do this if you enlarge the screen. You change these via locations 12 and 13 (screen), 20 and 21 (attributes) of the VDC.

For those proud owners of monochrome monitors you can do away with the attributes altogether and use register 26 for the foreground and background colours. To do this you must clear bit 6 of register 25: POKE 54784,25:POKE 54785,7

No difference? Well, not yet, but try the program from figure eight. Removing the attributes also allows you to utilise more memory for anything else.

Another feature of the VDC is the ability to change the size of the characters. This could be used as a special effect or just to amaze your friends! The registers controlling the size of the characters are 22 and 23 (bits 0-3). However, at present the system can only display up to a maximum of 8 by 8 pixels. But there are 16 bytes per character in the RAM so does this mean that a larger grid is possible? Try this:

```
1 POKE 54784,9:POKE 54785,15
2 POKE 54784,6:POKE 54785,16
3 POKE 54784,23:POKE 54785,15
4 POKE 54784,4:POKE 54785,19
5 POKE 54784,7:POKE 54785,18
RUN
```

So, it is possible to display an 8 by 16 grid, but what about 16 by 8. I'm afraid I haven't figured out how to do this, and I don't think it's possible.

Remember smooth scrolling on the VIC, well it's also possible on the VDC, using registers 24 and 25 for vertical and horizontal scrolling respectively. Notice that 16 bits can be scrolled in the horizontal plane. If bit 4 of register 24 is set then only 22 lines (as opposed to 25) are displayed so you can scroll the next three on. Also, you don't lose lines when scrolling on the VDC, try the program in figure nine.

The cursor is, as mentioned before, controlled by the VDC and has several registers controlling it, namely 14, 15, 10 and 11. Registers 14 and 15 define the address the cursor is at. Register 10 bits 5 and 6 indicate the cursor mode: 00 - The cursor is still. 01 - The cursor is off. 10 - Fast blinking. 11 - Slow blinking.

Bits 0-4 indicate the top line of the cursor, because you can define it as underline, overline, solid, or anything you like. Register 11 defines the end

Figure 8

Changing the character size.

```
10 graphic 5,1
20 input "What is your name";nm$
30 nm$=" " : "
40 n%=2000/len(nm$)
50 scnclr
60 poke 54784,22:poke 54785,112
70 poke 54784,23:poke 54785,0
80 for t=1 to n%
90 print nm$;
100 next
110 for n=1 to 10
120 for x=0 to 8
140 poke 54784,22:poke 54785,112+x
150 poke 54784,23:poke 54785,x
160 for d=1 to 30
170 next d,x,n
180 sleep 5
190 end
```

Figure 9

The VDC scrolling registers.

```
10 graphic 5,1
20 fast
30 for t=0 to 24
40 char,27,t,"Hello all you C128 owners!"
50 next
60 do
70 :for t=0 to 7
80 :poke 54784,24
90 :poke 54785,32+t
100 :for d=1 to 60
110 :next d,t
120 loop
```

Figure 10

The cursor mode.

```
10 fast
20 poke 54784,11:poke 54785,5
30 for m=9 to 96 step 32:rem "bits 5 and 6"
40 poke 54784,11:poke 54785,2+m
50 for x=0 to 79
60 poke 54784,14:poke 54785,0
70 poke 54784,15:poke 54785,x
80 for=1 to 20:rem "change delay to suit yourself"
90 next d,x,m
100 end
```


scan line. Both are from 0 to 15. See figure 10 for an example of the cursor modes.

And now we come to the highlight of this article. Want to know a secret? **HIGH RESOLUTION GRAPHICS!** Yes, bit 7 of register 25 defines text or graphics mode and normally the hi-res mode is 640 by 200. This is comparable to the BBC mode 0 graphics, and is quite impressive. However, you will have to write your own graphics routines as Commodore forgot, although I saw a package at a Commodore show which could handle hi-res graphics in 80 column mode. Try this:

```
POKE 54784,25:POKE 54785,135
```

However, if you want to use 16384 bytes instead of 16000 then try this:

```
1 POKE 54784,1:POKE 54785,64
2 POKE 54784,2:POKE 54785,96
3 POKE 54784,6:POKE 54785,32
4 POKE 54784,7:POKE 54785,36
5 POKE 54784,25:POKE 54785,135
```

This gives graphics of resolution 512 by 256. I use this a lot more because you can use a technique used on the BBC. Remember registers 12 and 13? Append this to the above program:

```
6 DO
7 FOR T=0 TO 63 STEP 2
8 POKE 54784,13:POKE 54785,T
9 FOR S=0 TO 49:NEXT S,T
10 LOOP
```

What this program does is move the start of the screen, and as the screen takes exactly 16K bytes then it will wrap around in memory. This is a great feature and scrolling becomes easy. The procedure would be to change the start of the screen instead of scrolling memory, which makes scrolling easy and quick. Also, if Commodore had thought to give the VDC some more memory (quite possible), say 32K bytes then it would have been possible to have displayed 640 by 400 or 512 by 512 pixels resolution using the interlaced graphics mode on register 8. Try poking 255 to this register!

Well, that's all I have to say about the VDC, and I assure you that there is a lot left to find out, and special effects to find. One final possibility that I thought about was to use the 16K bytes as storage for music data, etc. Also, you can use the VDC in 64 mode (as well as the 2 MHz mode). For other information on the VDC refer to one of the good C128 reference guides or *The Anatomy of the Commodore C128*.

YG

Figure 11

A complete list of the VDC registers.

0	:	(126)	:	total number of characters/line including beam return.
1	:	(80)	:	Number of characters displayed across screen.
2	:	(102)	:	Left border sync. Increasing this register moves the screen left.
3	:	(73)	:	Sunc width. Bits 0-3 determine hor. sync pulse width in characters, bits 4-7 determine vert. sync pulse width.
4	:	(39)	:	Total number of lines including beam return.
5	:	(224)	:	Fine adjustment for register 4.
6	:	(25)	:	The number of vertical lines displayed.
7	:	(32)	:	Upper border sync. Increasing this moves the screen up and decreasing it moves the screen down.
8	:	(252)	:	This register determines the interlace mode.
9	:	(231)	:	Bits 0-4 determine the number of raster lines/character minus one. The default is 7 (bits not used appear as 1) meaning 8.
10	:	(160)	:	Bits 5-6 set cursor mode and bits 0-3 set cursor start raster.
11	:	(231)	:	The line at which the cursor ends is held in bits 0-4 (normally 7).
12	:	(0)	:	The high byte of the address of the screen.
13	:	(0)	:	The low byte of the address of the screen.
14	:	(???)	:	The high byte of the cursor position.
15	:	(???)	:	The low byte of the cursor position.
16	:	(???)	:	The vertical address of the light pen.
17	:	(???)	:	The horizontal address of the light pen.
18	:	(???)	:	The high byte of the address to be copied, written to or read from.
19	:	(???)	:	The corresponding low address of REG 18.
20	:	(8)	:	The high byte of the attribute screen.
21	:	(0)	:	The low byte of the attribute screen.
22	:	(120)	:	Bits 4-7 determine the number of displayed horizontal lines (7). Bits 0-3 determine the number of vertical displayed lines (8).
23	:	(232)	:	Number of vertical lines displayed (height)
24	:	(32)	:	Bit 7 tells VDC whether copying, reading or writing. Bit 6 is the REVS bit, used by <ESC> R and <ESC> N. Bit 4 swallows up the last three lines of text on vertically. Bits 0-3 are used for vertical scrolling.
25	:	(71)	:	Bit 7 indicates high or low res. mode. Bit 6 indicates the use of attributes. Bit 5 determines semi-graphic operating mode. Bit 4 indicates double width characters. Bits 0-3 are for horizontal scrolling.
26	:	(240)	:	When in monochrome mode (bit 6 of REG 25), bits 0-3 determine background colour, and bits 4-7 indicate foreground colour.
27	:	(0)	:	The number of characters added to the end of each line. If you make the screen smaller you must make sure REG 1+REG 27=80.
28	:	(47)	:	Character base address (bits 5-7) in 8K steps.
29	:	(231)	:	Indicates which line to underline, and can be from 0-15.
30	:	(???)	:	Number of bytes to be copied or stored.
31	:	(???)	:	Holds data for reading or writing to RAM.
32	:	(???)	:	High byte of start address of block to copy
33	:	(???)	:	Low byte of start address of block to copy
34	:	(125)	:	Number of characters from start of line to first character to be displayed. Can be used to cover left edge of screen.
35	:	(64)	:	As REG 34 but for right edge of screen.
36	:	(245)	:	Bits 0-3 indicate the DRAM refresh rate.

Cut Price Disks from Direct Disk Supplies

from only £10.99 for 20 disks delivered to your door.



Cash 'n Carry prices on disks from Direct Disk Supplies

OFFER 1 Premium Universals One disk for all reasons!

The Premium Universal disk tested to DSDD 96tpi - suitable for all drives needing high quality media. (SSDD, DSDD 40/80 track)

25 disks	£ 14.99
50 disks	£ 27.99
100 disks	£ 49.99
200 disks	£ 96.99
250 disks	£119.99
500 disks	£229.99
1000 disks	£399.99

Packed in 25's, complete with envelopes, labels, WP tabs and hub-rings. Disks individually certified and tested (on both sides) to 96tpi means no problems and higher reliability. Lifetime Warranty.

ALL PRICES INCLUDE VAT & DELIVERY TO YOUR DOOR! NO HIDDEN EXTRAS

OFFER 2 Rainbows

Sets of 5 colours in each pack. Universal coloured disks to code your files and programs. Without doubt the best value coloured disks on the market. (SSDD, DSDD 40/80 track)

25 disks	£ 18.99
50 disks	£ 35.99
100 disks	£ 69.99
200 disks	£129.99
250 disks	£149.99
500 disks	£279.99
1000 disks	£499.99

Packed in 25's, complete with envelopes, labels, WP tabs and hub-rings. Disks individually certified and tested (on both sides) to 96tpi means no problems and higher reliability. Lifetime Warranty.

OFFER 3 Flippies

This is the disk for turning! Reversible disk tested both sides. 2 notches and 2 index holes. Ideal for BBC, APPLE, Commodore etc.

25 disks	£ 18.99
50 disks	£ 35.99
100 disks	£ 69.99
200 disks	£129.99
250 disks	£149.99
500 disks	£279.99
1000 disks	£499.99

Packed in 25's, complete with envelopes, labels, WP tabs and hub-rings. Disks individually certified and tested (on both sides) to 96tpi means no problems and higher reliability. Lifetime Warranty.

OFFER 4 Higrade Doubles & PC Preformatted

	Higrade Doubles	PC Formatted
25 disks	£ 12.99	£ 18.99
50 disks	£ 23.99	£ 35.99
100 disks	£ 45.99	£ 69.99
200 disks	£ 89.99	£129.99
250 disks	£105.99	£149.99
500 disks	£199.99	£279.99
1000 disks	£359.99	£499.99

Premium quality, individually certified to DS 48tpi. Made for the PC, giving premium quality at budget prices.

Why not spoil yourself, and buy them formatted - a little extra saves a lot! There's never a disk formatted when you need it.

OFFER 5 Bargain Box

Price per order qty. Approx price per disk ex-VAT (inclor only)

20 disks	£ 10.99	.48
40 disks	£ 19.99	.44
60 disks	£ 28.99	.42
80 disks	£ 36.99	.40
100 disks	£ 42.99	.38
200 disks	£ 82.99	.36
500 disks	£199.99	.35
1000 disks	£389.99	.34

Branded SCOTCH (made by 3M) SSDD 48tpi at prices below other people's plain label. Certified error free and tested by 3M; disks have hub-rings, tyvek envelopes and labels. Stocks are decreasing rapidly, these have been extremely popular.

OFFER 6 - 3.5" Media Life Disks

Qty	SS	DD
10	£ 13.99	£ 15.99
20	£ 26.99	£ 29.99
50	£ 64.99	£ 73.99
100	£119.99	£ 139.99
200	£229.99	£ 269.99
250	£279.99	£ 329.99
400	£429.99	£ 519.99
500	£499.99	£ 599.99
1000	£949.99	£1099.99

NEW LOWER PRICES
3.5" disks in plastic library boxes.

Made by a leading manufacturer, all our disks are individually certified to 135tpi. Don't forget the price includes VAT, delivery and library boxes!

OFFER 7 3M & Verbatim

5.25" disks 3M/Verb	
SSDD 48tpi 744/525 20 disks	£25.99
DSDD 48tpi 745/550 20 disks	£29.99
DSDD 96tpi 747/557 20 disks	£37.99
DSHD 96tpi 799/HD 20 disks	£49.99

3.5" disks	
SSDD 135tpi 20 disks	£39.99
DSDD 135tpi 20 disks	£49.99
DSDD High Density 10 disks	£49.99

Includes VAT and delivery.

Brand Leaders at Cash 'n Carry prices

If these are your favourite, then don't miss our CRAZY low prices for 20 disks. Remember there's no extras, just terrific value.

Same day despatch - at no extra cost

OFFER 8 HI-flyers

PC-AT High Density Disks made by one of our major manufacturers. Suitable for PC-AT and other High Density drives. Lifetime warranty.

Total price (no extras)

20 disks	£ 32.99
40 disks	£ 62.99
60 disks	£ 89.99
80 disks	£119.99
100 disks	£139.99
200 disks	£259.99
500 disks	£599.99

OFFER 9 3" CF2 disks

Maxell or Panasonic 3" CF2 disks

10 disks	£ 25.99
20 disks	£ 49.99
50 disks	£109.99
100 disks	£209.00

VAT & carriage included.

OFFER 10 Box Clever

Safe! Clean! Tidy!

Sixers - 6 stylish plastic library cases for 10 disks. VAT & carriage included.

3.5" Slimpak	£8.99
5.25" Vision-10	£8.99

Lockable Boxes

3.5" TDS040 40/50 disk box	£ 9.99
TDS080 80/90 disk box	£12.99
5.25" TDS050 50 disk box	£ 9.99
TDS100 100 disk box	£12.99
IBM parallel printer cable	£9.99

How to order

1. DIAL-A-DISK ON 01-979 7811, and give your ACCESS or VISA number and expiry date.
2. Send your cheque etc. to Direct Disk Supplies Ltd.
3. Official Orders, Bona-fide orders from Universities, Colleges, Schools, Charities, etc are very welcome.
4. Cash orders, no minimum value. Account orders, minimum value £30.



Direct Disk Supplies Ltd.

Dept YC1, FREEPOST, 129 High Street, Hampton Hill, Middlesex TW12 1BF

Array Display Subroutines

Create a screen input and display routine which acts on string arrays, with this handy program.

By Paul Williams

When writing business packages or other programs for serious applications, it is often necessary to have screen layouts containing a lot of data all at the same time (for example one record in a database program or the description of one item in a stock control package).

The best way of entering and modifying the data is for the user to be able to move a cursor around the various fields on the screen, using the screen editor to amend the data. However, the cursor must not be allowed to stray outside each field, otherwise it would be very easy for the user to corrupt the screen, and if the user were not familiar with computers, become very confused.

The program described here is a screen input and display routine which acts on string arrays, providing the following advantages over the normal Basic INPUT command, while still being easy to use.

1. The programmer defines the field positions and sizes on the screen, and it is impossible for the user to stray out of these fields when editing.
2. When editing, the current field is highlighted to show the user the maximum size of entry expected by the program.
3. Left and right cursor controls, home, clear and insert and delete can all be used when editing, but only effect the current field, even if other fields are present on the same screen line.
4. Up and down cursor movements automatically move the user to the previous and next fields on the screen.
5. Apart from the allowed control characters, only letters, digits and characters such as ! and % etc are accepted.
6. Quotes, commas and colons are all readily accepted as legitimate input characters, and do not cause ?EXTRA IGNORED errors.

7. The programmer can specify that editing is restricted to one particular field, or all the fields on the screen.

8. All the fields on the screen can be displayed or cleared with one command. Also, editing the whole screen is performed with just one command.

9. The whole system produces very neat screen displays, allowing editing to a professional software standard.

The program relies on three one-dimensional arrays for its operation; a field position integer array P%, a field length integer array L%, and a data array S\$ containing the information to be displayed and modified. The array names are arbitrary - you can use any letters but the two numeric arrays must be integer.

Array P% contains the displacement of each field from the top left home position on the screen, e.g. the first column on the second screen line is a displacement of 40 from the top, and the middle of the bottom line is 980. Thus, P%(1) defines the location of field 1, and P%(2) defines that of field 2.

Array L% defines the maximum length of each field - this number determines the size of the highlighted area on the screen and the number of characters strings are truncated to when being displayed by the routine. L%(1) contains the length of the first field, and so on.

It is also necessary to set L%(0) to the number of fields present on the screen.

Array S\$ simply contains the ASCII strings of data to be displayed; the routine directly modifies the elements of S\$ when editing is taking place.

Once the arrays have been defined, the subroutine is executed in this way:

SYS49152,P%(0),L%(0),S\$(0)
(or whichever array names you have chosen) displays the elements of S\$ in their respective fields.

SYS49155,P%(0),L%(0),S\$(0)

allows the user to edit the data in the fields on the screen. The user can move between fields with the cursor up and down controls, and when RETURN is pressed the data in the fields is put back into the elements of array S\$. Editing and movement can be restricted to, say field N by P%(0)=N before the above SYS command. If P%(0)=0, editing is allowed in all the fields.

SYS49158,P%(0),L%(0),S\$(0)

clears all field areas on the screen.

The main advantage of this system over normal INPUTs is that if the user has a lot of data to enter on the screen, it is possible to get to the end of the screen, then decide the top record needs modifying, and the cursor controls can be used to skip across the fields to reach that field. The Basic program is held up until the user is completely satisfied with the whole screen; then he/she presses RETURN and all the data is returned to the Basic program in one go.

The machine code program occupies locations \$C000 to \$C326 (hex), and a Basic loader is listed. This contains checksums which will point out typing errors when this program is run. Once the program has been installed using this loader, your Basic program can make full use of the package. To demonstrate how the routine is used, a Basic program has been included which draws up a typical stock-control screen and allows full-screen editing restricted to the defined fields. The program is fully commented and should need no further explanation.

The routine is ideal for taking the struggle out of writing business-type packages - after all databases and such like can quite easily be written effectively in Basic, as long as a foolproof and easy to use input routine is available - this program provides just that!

See listings on page 77.

STACK COMPUTER PRODUCTS

C64 C128 128D

SWITCHABLE 4 SLOT MOTHERBOARD



£20

- NEW UNIQUE SWITCHING SYSTEM
- USE COMPATIBLE CARTRIDGES TOGETHER
- MODEM VERSION AVAILABLE

C64 128 128D VIC20

LIGHTPEN



£18

- DRAW ACCURATELY
- SOFTWARE + 10 GAMES
- TAPE & DISK
- PRINT PICTURES

LISTING PAPER (1,000 sheets)

11 x 9 1/2" £7.50
11 x 14 1/2" £9.90

ALL CBM'S

DATASETTE



£22.50

- 100% CBM COMPATIBLE
- COUNTER
- RECORD LIGHT
- C16/+4 ADAPTOR £2 EXTRA

C64 C128 128D



NEOS MOUSE & CHEESE

- TAPE £22.95
- DISK £22.95

1540 1541 1550 1570

NOTCHER



£4

HALVE DISK COSTS

- Use both sides on single sided drives

3 1/2" disks (10) in plastic cases

Single sided £13.50
Double sided £14.00

100 CAPACITY £9.50



50 CAPACITY £9.00

5 1/4" - LOCKABLE DISK STORAGE BOXES WITH RIGID INDEX SEPARATORS

C64 128's IN 64 MODE

- EXPERT WITH ESM ... £29.95
- FREEZE MACHINE £28.95

WE WILL ALWAYS SUPPLY THE LATEST VERSIONS

1540 1541 1550 1570 1571 128D



£8.50 A
£6.00 B

A • 10 SUPER DISKS IN LIBRARY CASE DSDD
B • 10 HIGH QUALITY IN POLYTHENE BAG

HIGH QUALITY RIBBONS



• MPS801	3.54
• MPS802	3.93
• MPS803	3.92
• 1525	3.35
• 1526	3.93
• DPS1101	3.52
• MX/FX80	3.78

ALL OTHERS AVAILABLE

BS3120 SAFETY DUSTCOVERS



FROSTERED-BLACK TRIMMED ANTI-STATIC FIRE RETARDANT

64/20/16	1.75
Plus 4	2.75
128	3.50
128D	4.50
C2N/1530/1531	1.50
1541/1570	3.00
1571	3.00
MPS801	3.00
1701	6.00

C64 128 + 4 VIC20 C128D

£25

FULL S232 BI-DI INTERFACE

- TYPEWRITER
- PRINTER
- MODEM
- OTHER COMPUTER



- CONNECT ANY 64/128
- SEND/RECEIVE

64 128 + 4 C16 VIC20 128D

£39.95

UNIVERSAL CENTRONICS INTERFACE

- TYPEWRITER
- PRINTER
- PLOTTER



- FULL CBM COMP.
- FULL GRAPHICS ON DOT MATRIX PRINTERS
- USE 3+1 ON PLUS 4
- CHAINABLE WITH DISK

1520 PRINTER/PLOTTER

ROLLS



£1.20 EACH

PACK OF 4 PENS BLACK, RED, BLUE, GREEN.



£5.00

ALL CBM'S



PRINTER BUFFER

- ALL CBM COMPUTERS
- ALL CBM PRINTERS
- 64K BUFFER £70
- 32K BUFFER £60

C64 128

INTERPOD



£59.95

IEEE/R5232 - C64

- USE 4040/8050 DISKS ON 64/128
- BI-DI RS232 (IEEE LEAD £18)

CABLES

- DISK PRINTER £4.75
- TV LEAD £1.75
- USER PORT CENTRONICS £12.00
- AMIGA 500 PRINTER £12.00
- SERIAL SPLITTER £7.25
- RS232 (2 metres) £9.00

64 128 128D V20

RESET SWITCH



£5.00

RESET & POKE USER PORT TYPE

NEW PRODUCT

£60



USE DPS1101 ON IBM, AMSTRAD ETC.

CENTRONICS/C64 INTERFACE INCLUDING 8K BUFFER CENTRONICS IN/CBM SERIAL OUT

SOURCE DEST	IEEE 488	CBM SERIAL	CENTRONICS	RS232	CBM USER PORT
IEEE 488	33032	3900 A0031		38000	
CBM SERIAL	39000 A0031	92064 A0068	29008	9800 A0031	
CENTRONICS	32032 K0208	92088 A0068	22064	82064	A0003 A0043
RS232	38000 K0209	98000 A0031	28064	88120	A0012
CBM USER PORT				A0012	

INTERFACE MODEL-NUMBER-FINDER CHART

C64 128

- ARROW + £11**
 - HIGH SPEED CASSETTE
 - M/C MONITOR
 - ASSEMBLER/DISASSEMBLER
- SUPER HELP £12**
 - *20 BASIC COMMANDS
 - ASSEMBLER/DISASSEMBLER
 - MONITOR & D.O.S. SUPPORT
- BLITZ COMPILER £15**
 - RUNS BASIC MUCH FASTER
 - ACCEPTS EXTENSIONS
 - SIMPLE OPERATION

- DISK CLEANER £7.50
- COPY HOLDER £15.95
- MONITOR SWIVEL 12" £13.95
- MONITOR SWIVEL 14" £17.25
- SURGE PROTECTOR £22.00
- LO-LINE CASE £19.95
- 1525 PAPER £23.85
- C16/+4 CASSETTE ADAPTOR ... £3.75
- C16/+4 JOYSTICK ADAPTOR .. £3.75

VIC MODULATOR



£16.95

- 64 POWER SUPPLY £22.95
- C16 POWER SUPPLY £22.00
- + 4 POWER SUPPLY £28.98
- 128 POWER SUPPLY £52.44

VIC 20

- 4 SLOT MOTHERBOARD SWITCHABLE **£2.95**
- 3/16K RAM PACK £34.95
- 3/16/32K RAM PACK £49.95

C16

- 16 RAM PACK **£29.95**

THIS IS A GENUINE LIMITED PERIOD SALE ENDING LAST DAY FEBRUARY 1988

FREE 40 PAGE CATALOGUE AVAILABLE ON REQUEST

PRICES INCLUDE VAT

P&P 90p U.K. (FREE OVER £20) OVERSEAS £3.00

MEEDMORE (Distribution) LIMITED

28 Farriers Way
Netherton
Merseyside L30 4XL
Tel: 051-521 2202




Software for Sale

If you think that one of our programs looks very interesting, but you can't afford the time to type it in then our software service will help you out.

It's three o'clock in the morning. You sit at the computer Keyboard having just finished a marathon typing session entering one of the superb programs from *Your Commodore*. Your fingers reach for the keyboard and press the letters R, U and N. You press RETURN, sit back and nothing happens.

Everyone has probably faced this problem. When it does happen it's a matter of spending hours searching through the program for any typing mistakes. No matter how long you look or how many people help you, you can usually guarantee that at least one little bug slips through unnoticed.

The *Your Commodore* Software Service makes available all of the programs from each issue on both cassette and disk at a price of £6.00 for disk and £4.00 for cassette. None of the documentation for the programs is supplied with the software since it is all available in the relevant magazine. Should you not have the magazine then back issues are available from the following address:

INFONET LTD, 5 River Park Estate, Berkhamsted, Herts HP4 1HL.
TEL: (0447) 76661

Please contact this address for prices and availability.

The Disk

Programs on the disk will also be supplied as totally working versions, i.e. when possible we will not use Basic Loaders thus making use of the programs much easier. Unfortunately at the moment we cannot duplicate C16 and Plus/4 cassettes. However programs for these machines will be available on the disk.

What programs are available?

At the top of each article you will find a strap containing the article type, C64 Program etc. So that you can see which programs are available on which format, you will also find a couple of symbols after this strap. The symbols have the following meaning:



This symbol means that the program is available on cassette.



These programs are available on disk.

Please Note

Since the programs supplied on cassette are total working versions of the program, we do not put disk-only programs on tape. There is no sense in placing a program that expects to be reading from disk on to tape.

JULY 1987

UTILITY COMMANDS — This provides many vital commands missing from Basic 7.0 on the 128.

PLUS/4 AND C/64 CRUNCHER — Speed up your programs with these handy utilities.

PROGRAMMABLE FUNCTION KEYS — A utility to make more use of the function keys on the C64.

DISKIT 5 — A handy routine to convert memory to data statements on the C64. (Disk only.)

ARCADE ACTION — Get those sprites with these handy arcade routines on the C64.

CROSS REFERENCE — This program helps you sort out your variables on the C64.

SUICIDE RUN — A fast and stimulating game for the C64.

ORDER CODE

DISK YDJULY87 £6.00

TAPE YCJULY87 £4.00

AUGUST 1987

DISKIT 6 — Fast file copier for disk users. (C64 - disk only.)

SCREEN MAKER — Design text and low-res graphic screens with ease. (C64).

SCREEN DUMP — A Hi-Res screen dump for the C64 plus MPS801 printer.

NUMBER BASE TUTOR — A C64 educational program helping with tuition of number bases other than 10.

C16 SPRITE — Does your C16 lack something? Then add sprites with this useful utility. For C16 and Plus/4, available on disk only.

WINDOWS — A text window system for the C64.

ORDER CODE

DISK YDAUG87 £6.00

TAPE YCAUG87 £4.00

SEPTEMBER 1987

DISKIT 7 — Copy your disk programmes to turbo tape with ease. (C64 - disk only.)
PLUS/4 ANIMATED GRAPHICS — High-Res Animation for Plus/4 owners. (Disk only.)
SMOOTH VERTICAL SCROLLER — Professional titling for video owners. (C64)

ORDER CODE
DISK YDSEP87 £6.00
TAPE YCSEP87 £4.00

SPEEDY ASSEMBLER
 Your Commodore's own assembler as used in our Byting into the 6510 series, complete with manual.

YSPASSD £9.95.
YSPASSC £9.95.

OCTOBER 1987

Shadow Boxing — Use the memory under the C64's ROMS for storage.
Adventure Kit — The first module of our DIY Adventure system. (C64)
Sprite Grabber — Grab Sprites from other programs and save them for later use. (C64)
Hide it — Program protection for C64 owners.

ORDER CODE
DISK YDOCT87 £6.00
TAPE YCOCT87 £4.00

NOVEMBER 1987

ADVENTURE KIT II — The second part of our C64 adventure writing kit.
KERNAL II — A pull-down menu system giving easy file handling. (C64)
FUNCTION KEY TEMPLATE — Use the Commodore plotter to produce templates on your C64.
PLUS/4 AND C16 DISK MENU — Access your disk files with ease (disk only).
128 PREFERENCES — Predefine your computer's default characteristics.
NUMBER TUMBLE — A frustrating game for the C64.

ORDER CODE
DISK YDNOV87 £6.00
TAPE YCNOV87 £4.00

Cassettes or disks are available from March 1986. Please ring the editorial office (01-437 0626) for details of these.

ORDER FORM — PLEASE COMPLETE IN BLOCK CAPITALS

NAME	QTY	TAPE/DISK	ORDER CODE	PRICE
JANUARY '87		TAPE (£4.00)	YC JAN 87	
JANUARY '87		DISK (£6.00)	YD JAN 87	
OVERSEAS POST £1				
			TOTAL	

NAME.....
ADDRESS.....
POSTCODE.....

I enclose a cheque/postal order for £..... made payable to **ARGUS SPECIALIST PUBLICATIONS LTD.**
 All orders should be sent to: **YOUR COMMODORE, READERS SERVICES, ARGUS SPECIALIST PUBLICATIONS, 9 HALL ROAD, HEMEL HEMPSTEAD, HERTS HP2 7BH.**
 Please allow 28 days for delivery.

Evesham Micros

Now you don't have to put up with an old fashioned looking computer. Fit this smart & modern looking new case to your trusty '64 and it will feel like you are using a brand new computer.

- Lower key height
- Modern styling
- Easy to fit

This high quality injection moulded case really will transform your '64, so why put up with an old fashioned image, order one **now**.



"...Fitting the case is simplicity itself and should present no problem to anyone with even a rudimentary knowledge of how to hold and use a screwdriver..."

YOUR COMMODORE

THE SLIMLINE '64

ONLY
£19.95

Your '64 could look like this

Selected Products



THE Star
PRINTERS FOR BUSINESS

NL-10
New LOW price
includes 2 spare
ribbons FREE!
(value £13.90)

This is the class printer in it's price category. The perfect choice for Commodore owners because the interface is changeable. So buy with the 64/128 cartridge then if you change computer at a later date just buy a new cartridge!

In a group test with other popular printers in the price category such as Epson, Citizen & OKI *What Micro* described the **NL-10** as "THE ROLLS ROYCE OF THIS GROUP". Why settle for less? (Amiga users order with parallel cartridge, price includes cable).

- Auto single sheet feed
- Tractor & Friction feed
- "Front Panel" mode selection
- Interchangeable i/face cartridges
- Double & Quad height characters
- Low cost cut sheet feed
- Superb "NLQ"

£199.00

- DISK NOTCHER.** Double your disk capacity, allows you to easily & accurately cut a second write protect notch..... **£4.95**
- POWER PACK.** Replacement power pack to suit '64..... **£24.95**
- AZIMATE 3000.** Check and adjust CBM cassette head alignment. Easy to use..... **£6.95**
- MOTHERBOARD.** 4 slot with either all upright or with one straight thro' for modem use, please state type when ordering..... **£28.00**
- XETEC SUPERGRAPHIX.** The best centronics i/face for 64/128. 8K buffer downloadable fonts etc. very good..... **£69.95**
- DATA RECORDER.** CBM compatible type. Same performance etc. as C2N/1531 but cheaper and with pause..... **£24.95**
- 1541C DISK DRIVE.** We will sell you one but why not buy an Excelsior, less money and many advantages..... **£189.95**

We have a good stock of Commodore related equipment. If you don't see what you want please give us a call

SPECIAL OFFER: PRICE NOW INCLUDES DOLPHIN COPY



DOLPHIN DOS

THE EFFECT IS STAGGERING.



The established standard parallel operating system for the 64/128 and 1541 disk drive. Now in use with most of the top software houses including Gremlin, Software Projects, Thalamus, CRL Alligata, Superior etc. etc. as well as many of the top independant software programmers. The speed and efficiency is incredible, who would believe that the humble old 1541 could load 202 blocks in less than 5 secs. It is compatible with the majority of commercial software and can be switched out when necessary. One of the real pleasures of using this system is to use it with the likes of EasyScript & Superbase to speed up both the normal loading and the sequential files. It is important to point out that this is achieved using standard CBM disk format and not a special system, therefore you can still use your existing disks.

INSTALLATION

Fitting involves fitting two sub assembly boards, one in the 64/128 and one in the 1541. Normally these just plug in but some '64s need a small amount of soldering.

ONLY
£69.95

EXTRAS AVAILABLE

- User port expansion card..... **£14.95**
- Kernal for '128 in '128 mode..... **£9.95**
- Second drive assembly..... **£44.95**
- Dolphin Copy (selection of copiers includes very powerful nibbler, extra fast unprotected and selective file)..... **£7.95**

- SOME OF THE FEATURES**
- LOAD speed 25x normal (PRG)
 - SAVE speed 12x normal (PRG)
 - LOAD speed 12x normal (SEQ)
 - SAVE speed 8x normal (SEQ)
 - LOAD/SAVE 3x normal (REL)
 - Easy & fast DOS commands
 - Format 40 tracks (749 blocks)
 - Monitor built in
 - LOADS 202 blocks in 5 secs
 - Enhanced screen editor
 - Drives centronics printer
 - Extra BASIC commands
 - Compatible with standard DOS
 - Can be switched out

AMIGA 500
In stock (voucher price)..... **£469.00**
price includes Deluxe Paint, Silent Service, One on One (or similar) & 5 disks full of demos etc
Philips CM8833 (STEREO)
Monitor to suit A500..... **£279.00**
(Price includes cable to suit)
Buy both together for..... **£738.00**

Disks Boxes

- 25 bulk packed DS/DD disks.** With sleeves, w/p tabs and labels. Good quality & fully guaranteed..... **£13.95**
- 25 disks + box.** Disks as above plus 50 capacity locking storage box..... **£22.95**
- 25 disks + box.** As previous offer but with 100 capacity locking box. A very popular offer..... **£24.95**
- 50 capacity box.** High quality lockable disk storage. Smoked perspex top..... **£10.95**
- 100 capacity box.** Larger capacity version of above..... **£13.95**

FOR SPEED, POWER AND EASE OF USE

FREEZE MACHINE

Now with..
"Single part save"
Includes..
"Freeze Frame MkV & Lazer II"

- **Freeze...**
Totally unstoppable Freeze facility from the originators.
- **Fast Save...**
Saves in as little as 15 seconds. Nothing else can match this!
- **Multiple Save...**
Make as many saves as you want once frozen, in different styles if you wish.
- **Ultra Compact...**
The most efficient compact? Our tests indicate this, as many as 5-6 games per disk.
- **Game Killer...**
Incorporates an effective routine to disable collision detection.
- **Independant...**
Even produces stand alone Lazer files that reload in as little as 10 seconds.
- **Ease of use...**
Always a strong feature, now even more enhanced.
- **Multi-Load...**
Standard cartridge handles many games of this type. With the utility disk even more!
- **Fast Format...**
Formats your disks in about 12 seconds.
- **File Copier...**
Built in fast copier handles files up to 248 blocks long and is really easy to use.
- **Two Fastloads...**
A normal disk turbo at 5-7 times normal PLUS the astonishing Lazer at 20+ times normal...BUILT IN.
- **Selectaload...**
Just use cursors to scroll to the program you want and press a function key.
- **Reset...**
Built in, so you can enter pokes for more lives etc.
- **Tape Turbo...**
For quick save/reload on tape.



CHILLS THE REST!

"...far outstrips the opposition on both price and performance ..."

Commodore Review

"...the most exciting and lightning fast I have ever used..."

Commodore Computing International

Why Freeze Machine?

This is the latest and most effective backup cartridge from Evesham Micros, the originators. It's speed of operation is the staggering feature. Imagine being able to SAVE & reLOAD your favourite games in as little as 10 seconds and no more than 18. No other "device" can remotely match these figures...remember these facilities are built in. Buy the "Freeze Machine" and see it perform, if you don't agree that it is the most formidable cartridge available return it within your statutory 28 days for full refund, we are that confident.

ONLY
£28.95

UPGRADES

MkI, II, III, IIIB....	£ 19.95
MKIV.....	£ 7.95
Lazer.....	£ 2.00

FREEZE MACHINE Strikes Back

Freeze Machine Utility Disk V3.0

Latest version of the disk that complements the use of the Freeze Machine. Includes well over 30 routines. Allows the complete transfer to disk of many programs that load extra parts as the game progresses (the ones the standard cartridge cannot handle). Includes many of the latest popular titles like Last Ninja & Gunship plus many "standards" like World Games & Supercycle. A very useful add-on to your Freeze Machine.

Upgrades: £2.00

ONLY **£ 7.95**

QUICKDISC + Disc Disector V5.0 DOUBLER

Our highly popular fast load/save plus utility cartridge has received many favourable reviews.

- FAST LOAD (5-7 times faster)
- FAST SAVE (5-7 times faster)
- FAST FILE COPY (up to 248 blocks)
- RESET BUTTON (unstoppable)
- DRIVES CENTRONICS PRINTER
- FAST FORMAT
- FAST DISK BACKUP
- EASY DOS COMMANDS
- HELP MENU
- 128 COMPATIBLE ('64 mode)

only
£19.95

1541 Quiet Stops

Cures the dreaded 1541 drive "hammering"!!

- EASY TO FIT
- DETAILED INSTRUCTIONS
- ONE KIT DOES TWO DRIVES
- HELPS PREVENT ALIGNMENT PROBLEMS

Not suitable for "turn lever" type drives

only
£4.95

Our well established and extremely popular disk backup/utility package. The powerful nibblers can produce backups of **most protected software**. Also includes many parameters for difficult to copy software. This latest version will handle many titles by Hewson, Ocean, Domark & U.S. Gold that rival products can not. Beware of American & German copy programs that will not handle the popular British titles.

INCLUDES THE FOLLOWING

- EVESHAM 3 MINUTE NIBBLER
- EVESHAM 8 MINUTE NIBBLER
- MANY PARAMETERS (the vital code for the protection schemes)
- DUAL DRIVE NIBBLER
- MENU MAKER
- DISK ORDERLY
- DISK RESCUE
- UNSCRATCH
- DISCMON+
- ETC., ETC.

only
£19.95

The whole package is easy to use and menu driven. Works with '128 in '64 mode and most routines 1570/1 compatible. Perfect operation with Exceleator+.

THE Tape Backup "device"

Many thousands of this popular product have been sold and still sales flourish. Why? We think because it is the best product of it's type. It consists of hardware and software and uses a unique method, controlled by the software, that will allow you to make a perfect backups of your tape software.

- EASY TO USE
- VERY SUCCESSFUL
- USES TWO CBM TYPE DATA RECORDERS

only
£12.95

1541 Physical Exam

Does your 1541 suffer from...

ALIGNMENT PROBLEMS

If so you need this package. Contains digital alignment disk and drive fault diagnosis software that allows you to both check and correct head alignment & speed.

- CHECKS ALIGNMENT
- CHECKS SPEED
- CHECKS BELT & CLAMPING
- DETAILED INSTRUCTIONS
- INCLUDES QUIET STOPS

only
£39.95

Evesham Micros

All prices INCLUDE VAT/delivery. Next day delivery £ 5.00 extra

How to order

Send cheque/P.O. or Access/Visa details
By phone with Access/Visa no.
Government, educational & PLC orders welcome
Same day despatch whenever possible
Callers welcome, open 6 days 9.30-5.30
TELEX: 333294 EMICRO

Evesham Micros
63 Bridge Street
Evesham
Worcs. WR11 4SF
TEL: (0386) 41989


TELEX: 333294 EMICRO

Also at: 1756 Pershore Rd., Cotteridge, Birmingham B30 3BH Tel: 021 458 4564



DYNAMIC DUO

We guarantee that this drive is **MORE** compatible than the 1541C



Features . . .

- Extremely compatible
- Excellent value
- Compact size
- Low noise
- External 8/9 switch
- rave reviews
- Attractive appearance
- Turbos, no problem
- One year guarantee
- Runs cool
- +Direct drive motor

A superb bundling offer that combines the critically acclaimed Excelerator+ with the super sophisticated GEOS (Graphic Environment Operating System). GEOS is the GEM-like operating system for the 64/128 from which you can access **geoPAINT**, a full-featured graphic workshop. **geoWRITE**, an easy-to-use WYSIWYG word processor and the **Desk Accessories** which include Calculator, Notepad, Alarm, etc. Many more extensions are available, such as **geoCALC**, **geoDEX**, etc.

A SUPERB BUNDLING OFFER

This package formerly retailed for **£49.95** but you can obtain it absolutely **FREE** with the purchase of an Excelerator+.

"... my only complaint was that the label on the front of the drive was put on crooked!..."
RUN 64

"... The Excelerator behaved admirably throughout. It does exactly what the 1541 does..."
Commodore User

"...the drive does have dramatic improvements over the 1541 in quality and reliability..."
COMPUTE!'s Gazette

"... I'd rather buy an Excelerator+ than a 1541C or a 1570 or a 1571..."
ZZAP 64

"... I wish the Excelerator had come out two years ago..."
Commodore Computing International

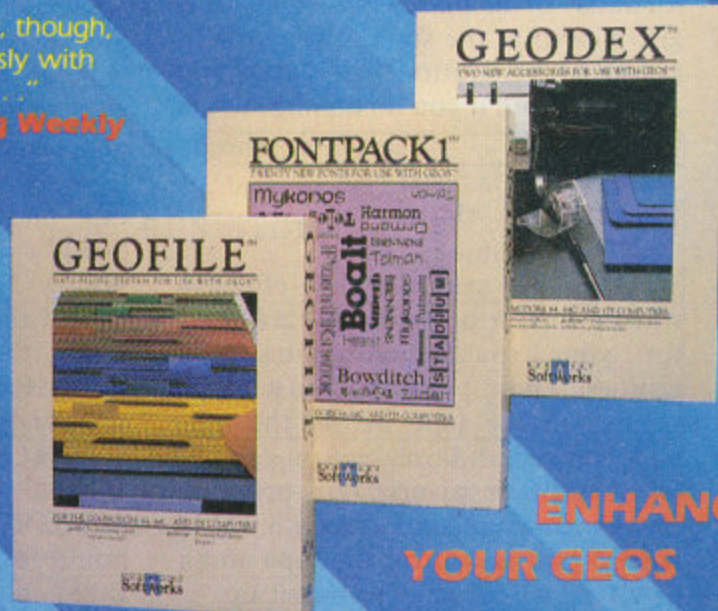
"... The Excelerator+, though, seems to cope faultlessly with commercial software..."
Popular Computing Weekly

Excelerator+ and GEOS
£159.95

Excelerator+ and GEOS, PLUS Freeze Machine
£179.95

Further GEOS Applications

Geofile	£24.95
Geocalc	£24.95
Geodex/Deskpack	£21.95
Writer's Workshop	£21.95
Fontpack 1	£16.95
Geospell	£16.95



ENHANCE YOUR GEOS

Available from good computer stores or direct from Evesham Micros

Prices include VAT. Delivery FREE.
Send cheque/P.O. or ACCESS/VISA details
Or phone with your ACCESS/VISA No.
Same day despatch whenever possible.
Govt., educational & PLC orders accepted.
Callers welcome, open 6 days 9.30-5.30.
Next day delivery **£5.00** extra.

Evesham Micros
63 Bridge Street
Evesham
Worcs. WR11 4SF
Tel: (0386) 765500
Telex: 333294
Fax: 103861 765354

Evesham Micros



C64 Tape System

Provide a menu driven access to multi-program library tapes with this handy program.

By Richard Kyme-Wright

Have you ever put more than one utility or backup program onto a single tape? Have you then forgotten to note the tape counter setting at the start of the second program and had to fish around on tape looking for it?

Unless you are one of the chosen few, or you rigidly use one tape per program, this utility is for you.

The program offers a selection menu of the titles of programs stored on the tape. When a selection has been made, the tape will be spooled to the start of the selected program and the LOAD sequence commenced.

The difference between this tape-accessing system and any other I have encountered is that there is no need to REWIND the tape to the beginning for a fresh look at the menu. This menu occurs between the programs so that it is ready to use at any time.

Tape Layout

When you have loaded a program the tape stops at the end of that program and before the start of the next. This is the perfect spot to find a menu. From this menu, any other point on the tape can be reached by spooling fast forwards or using rewind. A menu is also placed at the start of the tape to act as a 'registration' point that you can easily find if you do manage to get lost.

Limitations

The C64 tape system is only effective when a tape is being used as a library for your routine, programs and utilities. These programs must all be set up on the tape before the tape system is added. To change the content of the tape or to update a program involving a change in its length would corrupt the layout on the tape and a new tape would have to be set up.

The system can accommodate as many programs as the tape can hold. During the setting up, however, the more programs you have assembled onto a tape the greater the number of

spool-time intervals to be measured will be, and the necessary increase in data statements will make the menu program longer in size and take longer to load.

The spooler has been compacted to occupy a minimum number of bytes (2444 bytes for the six title version.) This takes 65 seconds to load normally but can be cut to as little as ten seconds when using a turbo-save program or utility cartridge. (Ten seconds to "load" when I use Final Cartridge II.)

The spooler will close off by instigating the normal loading commands of the C64 when the tape has been spooled to the correct position. The method of calling the next program can be tailored to meet individual program requirements. See Figure 1 for details of this.

Setting up the tape

Type in and "save" the two programs listed here. Note that these are two separate programs and not two parts of the same one.

Place a good quality audio cassette in your 2N cassette unit and reset the counter to 000. Use fast forward to advance the tape past the leader strip; give yourself some spare tape at the start so stop it at a counter reading of, say, "030". There should be enough tape spooled to save the "timer" or "spooler" programs at the start of the tape and not run past this point. At "030" save the first program in your library. Note the counter value at the end of the "save" then use "play" to move the tape forward for "70" seconds to leave a space to save the spooler later.

Use an appropriate shorter time interval if you are utilising a fast-save utility. The tape is now at the start point for the next library program. Build up your tape in this manner until you have the required number of programs on the tape, and leave enough room at the end of the tape for a final spooler program.

Now I recommend that you rewind

the tape, reset the counter and load each program in turn. Check that the programs load alright and that the counter values agree with your notes. Note that the true start point for each program will be 70 seconds (or less) beyond the end of the previous program and not at the point where your C64 announces to you that it has found something.

You now have all the information you need to measure the time it takes the cassette drive to spool between any two of the start settings.

Running the timer program

The TIMER program has to be saved at the very start of the tape. Instructions on its operation are displayed as you go along. Proceed as directed and make the necessary notes on the spooling times chart. Remember, read the tape counter while the tape is being spooled, press space bar as it approaches the required value as the tape will overrun slightly when switched off. This will take a little practice to get right.

Use the chart layout as suggested in Figure 2 to avoid getting lost between the different programs on the tape. Record the timer values obtained from a rewind as negative values and those from fast forward as positive values. Note that the last line of the chart is set with all negative values. This records the rewinding time to reach the start point of each program from the forward end of the tape. This point is 70 seconds of 'play' time (or less) beyond the end of the last program. Make a record and refer to Figures 2 and 2.1 for more details.

Setting up the spooler program on the tape

When your chart is complete LOAD the spooler program (do not RUN it as it will reset itself with NEW when it finishes). List out line 16 and replace

the text found within the quotation marks with the general title for this tape. (Overtyping the text then press RETURN). Do not use the INSERT or DELETE key as the layout of the screen would be corrupted.

Overtyping the text in the data statements beginning at line 74 with your program titles in their order on the tape. This is the point where you can tailor the spooler program to the actual contents of your tape.

If the number of titles is six or less use lines 74 to 80 as given in the listing. Type in all six titles or, if less than six, put in spaces of text on the unused data lines. Select the appropriate method of loading each program from the chart in Figure 1, and put the relevant code into each title line after the comma. Take the first line of numbers from your chart of spool times and type them over the "+0000"s in line 80.

Your data lines should look like this for four titles:

```
74 DATA" 1: PROGRAM TITLE ONE ",1
75 DATA" 2: TITLE OF PROGRAM TWO ",2
76 DATA" 3: HERE IS PROGRAM THREE ",2
77 DATA" 4: PROGRAM FOUR ",1
78 DATA" ",0
79 DATA" ",0
80 DATA+0000,+0540,+0732,+1355,+0000,+0000
```

or this for six titles:

```
74 DATA" 1 PROGRAM TITLE ONE ",1
75 DATA" 2 TITLE OF PROGRAM TWO ",2
76 DATA" 3: HERE IS PROGRAM THREE ",2
77 DATA" 4: PROGRAM FOUR",1
78 DATA" 5: THE FIFTH PROGRAM ",3
79 DATA" 6: PROGRAM NUMBER SIX ",1
80 DATA +0000,+0540,+0732,+1355,+1760,+2321
```

If more than six titles are required use line 79 (item six) for the NEXT SELECTION option and set the code at the end of the line to '8'. (This triggers the program to the next page of titles.)

Retype the data lines as in lines 74 to 80 starting with the new line number of 81.

Item six must again be the NEXT SELECTION option and if this is the last page, set the code at the end of the line to '9'. This makes the display revert to the initial selection.

```
74 DATA" 1: SOUND CREATOR ",2
75 DATA" 2: SOUND MAKER ",3
76 DATA" 3: SOUND SEQUENCER ",2
77 DATA" 4: MUSIC THEMES ALBUM ",1
78 DATA" 5: MUSIC HITS,ALBUM ",1
79 DATA" 6: -----▼ NEXT LIST ▼",8
80 DATA-7650,+0000,+0100,+1630,+2410,+0000
81 DATA" 1: MELODY TIME, POP HITS ",1
82 DATA" 2: SYNC. SYNTH. CLASSICS ",1
83 DATA" 3: TUNES FOR YESTERDAY ",2
84 DATA" 4: TUNES FOR TOMMOROW ",2
85 DATA" 5: TUNES FOR TODAY ",2
86 DATA" 6: -----▼ NEXT LIST ▼",9
87 DATA+3170,+3920,+4670,+5210,+5880,+0000
```

In the second example I have gone a stage further and used eleven titles spread over three pages!

```
74 DATA" 1: SOUND CREATOR ",2
75 DATA" 2: SOUND MAKER ",3
76 DATA" 3: SOUND SEQUENCER ",2
77 DATA"NOTE ABOUT HARDWARE PUT HERE!!",0
78 DATA"===== ",0
79 DATA" 6: -----▼ NEXT LIST ▼",8
80 DATA +0100,-0765,+0000,+0000,+0000,+0000
81 DATA" 1: MUSIC THEMES, ALBUM ",1
82 DATA" 2: MUSIC HITS, ALBUM ",1
83 DATA" 3: MELODY TIME, POP HITS ",1
84 DATA" 4: SYNC. SYNTH. CLASSICS ",1
85 DATA"===== ",0
86 DATA" 6: -----▼ NEXT LIST ▼",9
87 DATA+1630,+2410,+3170,+3920,+0000,+0000
88 DATA" 1: TUNES FOR YESTERDAY ",2
89 DATA" 2: TUNES FOR TODAY ",2
90 DATA" 3: TUNES FOR TOMMOROW ",2
91 DATA" 4: TUNES THAT NEVER WERE ... ",2
92 DATA"===== ",0
93 DATA" 6: -----▼ NEXT LIST ▼",9
94 DATA+4670,+5210,+3170,-1870,+0000,+0000
```

Figure 2: chart layout for recording
Timer values

Figure 1: the options available to the spooler when it hands over to the LOAD sequence.

CODE	LINE	Produces the following response
1	60	Hold down Shiftkey and press RUN/STOP 'READY' (use to create an AUTORUN command when loading BASIC)
2	61	LOAD"",1,1< return > 'PRESS PLAY ON TAPE' (normal LOAD command)
3	62	LOAD"",7< return > 'PRESS PLAY ON TAPE' (for use with programs saved using the 'freeze' or 'turbo' facilities of Final Cartridge II)
4	63	
5	64	
6	65	
7	66	

Space is available in lines 63 to 66 to define any other load variations you require.

Of course, if your list of titles continues, lines 81 to 87 will be full and the block of lines 74 to 80 can then be repeated again on new lines 88 to 94.

Here are two examples adapted from one of my own applications. In the first there are ten titles on the menu and option six on each 'page' is used to turn to the list on the next 'page' (or to go back to the first 'page').

In this second example I have gone a stage further and used eleven titles spread over three 'pages'.

It is important to note the timer values are not in sequence in lines 80, 87 and 94 as the titles have been grouped by subject and not by the position on the tape. Each timer value must correspond to the program title in the list that owns it. (Type in these data lines and run the program to see how it handles them. Change the NEW command in line 73 to a STOP command first or your experiment will involve a lot of re-LOADS.)

With the data lines set up, save the spooler program using the fast-save facility (if you have one) at the appropriate position before the start point of the first program. Next spool forwards to the end of that program, using the tape counter and your notes for guidance.

List spooler to your screen then overtype the timer values (lines 80, 87 etc.) with the second set of figures from your timing chart then SAVE spooler at the tape position you have now reached.

Continue this process until spooler has been saved between each program on the tape and once more after the last program using timer values that are all -ve.

Begin with the tape positioned at the start of one of the programs by setting the tape to the tape counter value noted for that program on the left of this chart; spool to the start point of a program listed along the top, and record the timer value displayed by the spool timer program in the appropriate box on the chart. See Figure 2.1 for an example.

This chart can be expanded to accommodate any number of programs as long as there is one column per program and one line more than the number of columns.

Figure 2.1: This is an example of the chart when partly filled in. The top and left side of the form is used for noting

Figure 2

PROGRAM NUMBERS	1	2	3	4	5	6		
1	+0000	+	+	+	+	+		
2	-	+0000	+	+	+	+		
3	-	-	+0000	+	+	+		
4	-	-	-	+0000	+	+		
5	-	-	-	-	+0000	+		
6	-	-	-	-	-	+0000		
7	-	-	-	-	-	-		
								TIMER VALUES

Figure 2-1

PROGRAM NUMBERS	1	2	3	4	5	6	7	8
	030	055	075	100	120	135	150	170
1	030	+0000	+0350	+0664	+1040	+	+	+
2	055	-0190	+0000	+0290	+	+	+	+
3	075							
3	075	-0350	-0150	+0000	+0360	+0660	+	+
4	100	-	-???	-0220	+0000	+0275	+0510	+
5	120	-	-	-0400	-0170	+0000	+220	+0450
6	135	-	-	-	-0345	-0318	+0000	+0270
7	150	-	-	-	-	-0310	-0160	+0000
8	170	-	-	-	-	-	-0390	-0215
9	200	-	-	-	-	-	-	-0350

Timer - Process Description

Line	Description of process
100	Set up background and border colours
110-210	Paint screen layout
220	Deposit character on last position of screen
230-300	Display instructions on the screen, reset the keyb'd register
310	Read keyboard character
320	If character=f1..... (EXIT)
330	If cassette 'STOP' key has been used. ...
340	If character < > space bar. ...
350-430	Paint timer box on screen
440	Set up timer reference, start spooling the tape
450	Calculate elapsed time
460-570	Display elapsed time, LOOP until space bar is pressed
580	Stop spooling the tape
590	Display prompt "PRESS RETURN TO RESET 'TIMER'"
600-630	Read keyboard character, respond to "RETURN KEY" and "f1"
640-650	Display prompt "READY FOR NEXT" and reset timer display
660-690	Read keyboard character, respond to "f1", "STOP", "SPACE BAR"
700	Reset timer value and go to line 450 (LOOP)
710	BUZZ and FLICKER error procedure
720-750	Display the error message
760	Exit from the program - END

down tape counter values for the start point of each program present.

E.g. (In this example)
The next spool time to be measured is the one between the start of program four back to the start of program two.

The tape counter should show the

number "100". Press the rewind key and then the space bar. Press the space bar again when the counter runs back past "57" to allow the tape to come to rest at "55". Note down the timer value in the box marked "????". (I get a timer value of "0390" for this one.)

The Best of 1987


Whether you are looking for a present to buy or want to treat yourself, you'll find something in our list of favourites from 1987.

By Tony Hetherington

It's been a great year for games with more American giants setting up shop on these shores. Soon you won't have to wait for the latest game from Electronic Arts, Microprose, Origins or Infocom as they'll be released simultaneously here and in the States.

This top ten has been compiled by the marks given by the reviewers of each game of the month. For a full review check the relevant copy or contact our back issues department.

California Games/EPYX/US Gold/£9.99 cass/£12.95 disk. The fifth and finest of the *games* games that started in Summer, passed through Winter and then went around the World. Now California games takes you through six sun soaked sports that feature skateboarding, foot bagging, surfing, roller skating, BMX racing and finally frisbee flinging.




Sentinel/Firebird/£9.95.

A battle of skill and strategy pits you against the energy absorbing Sentinel across a staggering 10,000 landscapes. Your aim is to get to the highest peak and absorb the Sentinel before it gets you.

The Last Ninja/System 3/£9.29.

In what must be the last word in marshal arts games you have to punch, kick and kill an increasing variety of

opponents with a growing arsenal of weapons that are strewn about the glorious graphic landscapes. If you're into combat games that get the Last Ninja; it beats the opposition.



Druid/Firebird/£7.95.

Druid was the best of the Gauntlet clones as it added the use of spells to top down scrolling adventuring. Our hero has to battle with ghosts, beetles and demons to reach chests that contain magic spells and pentagrams that replaced lost energy. When you opened a chest you were faced with a dilemma of which of the powerful spells you should choose. Should you collect more fire, water or electrical attack spells, grab a key or even the Golem, a faithful servant, that could be played by a second player? If you haven't got a copy of Druid yet, then there's no dilemma, buy one.

Gunship/Microprose/£14.95 cass/19.95 disk.

Gunship took flight simulators to new heights with a combination of an easy to fly helicopter that bristled with weaponry and an addictive gameplay that included flying over 100 missions throughout the warzones of the world. If you succeeded in wiping out enemy command posts, tanks, helicopters, gun emplacements and infantry you could gain promotions and medals and progress to more daring missions.


Stiffflip and Co./Palace/£9.99 cass/£12.99 disk.

Stiffflip and Co. brought good eggs, cucumber sandwiches and stiff upper lips to the wicket of adventures as four all round heroes set off to a South American banana republic to stop some boulder destroying the world. You'll have to keep a straight bat and wits sharpened if you're to survive the onslaught from Generals and other jungle types. Some of these can be solved with fisticuffs, others will need the old thinking cap.



Repton 3/Superior/£9.95.

A boulderdash style of game in which you must collect diamonds and a golden crown to progress to the next level while avoiding plummeting rocks, hatching monsters and ghastly ghosts. A great game if you can keep your nerve. If you can't, you'll soon be given a crushing blow.



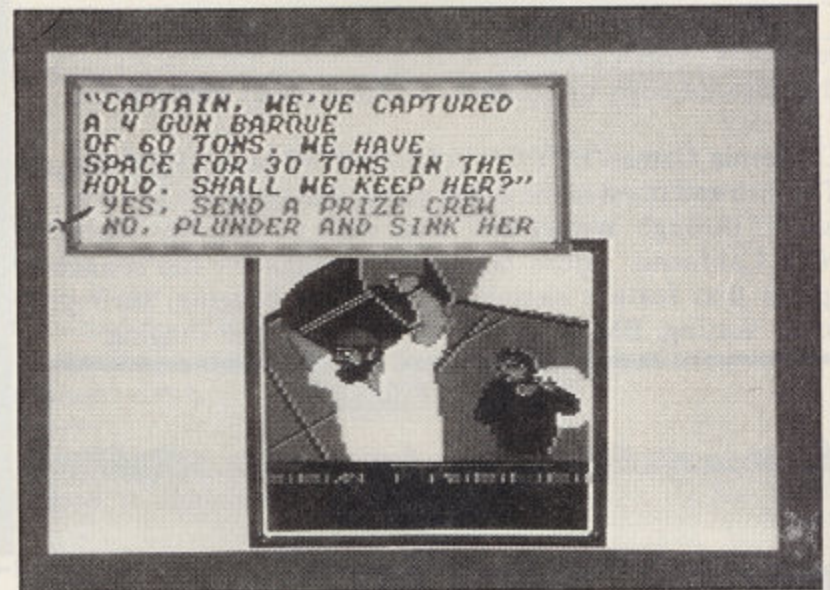
Killed Until Dead/Accolade/US Gold/£9.99.

Murder, mystery and mayhem lie in store as the Midnight murder club has just booked into the hotel where you're the house detective, and they're all out to prove that they're the world's greatest murderer. Luckily, you're the world's greatest detective and with the help of security cameras and less subtle breaking in rooms, you just might solve the 20 cases supplied on the game tape or disk.



Pirates/Microprose/£14.95.

The first ever swashbuckling simulation takes you to the high seas as you take command (fight for command) of a pirate ship. From there you sail the seven seas in search of treasures to plunder and forts to attack. You can opt to be an all out pirate and steal from any ship or instead become a privateer and serve King and country which means you plunder ships from the rest of the world. A superb simulation that's easy to get into despite the daunting task of a 90 page instruction manual!



Gauntlet/US Gold/£9.99.

The pick of the coin-op conversions that gives you 512 dungeon levels to explore as you battle with ghosts, grunts, lobbers and sorcerers. This excellent game is now just part of US Gold's Solid Gold compilation which is this month's game of the month.

FOUR FEATURED ADD-ONS.

Are you happy with your computer system or do you want to stretch it a little further? If so, here are four add-ons that *Your Commodore* has featured in the last year.

Accelerator +/Evesham Micros/£159.95.

Evesham Micros produced an alternative to the large and lumbering Commodore 1541 disk drive. The Accelerator + is smaller and slimmer, compatible with nearly all disk software, claims to be up to 25% faster and costs £40 less!

Teletext Adaptor/Microtext/£69.95.

Teletext is the information service that's broadcast alongside BBC and ITV programs. Until now you had to buy a

specially adapted TV to receive this information but thanks to the Microtext teletext adaptor you can use your C64. You can not only read the pages of news, results, reports and TV listings but also use the information in your own programs thanks to a screen reading utility.

LOAD-IT/Load-It/£19.95.

Available either ready fitted or as a kit for £10 less this little device could save you hours of anguish as you watch tapes not loading. By simply turning a graduated switch you can adjust the angle of the read head in your datasette and load in nearly all those programs that you thought were unloadable.

Eprommer 64/Datel/Electronics/£39.99.

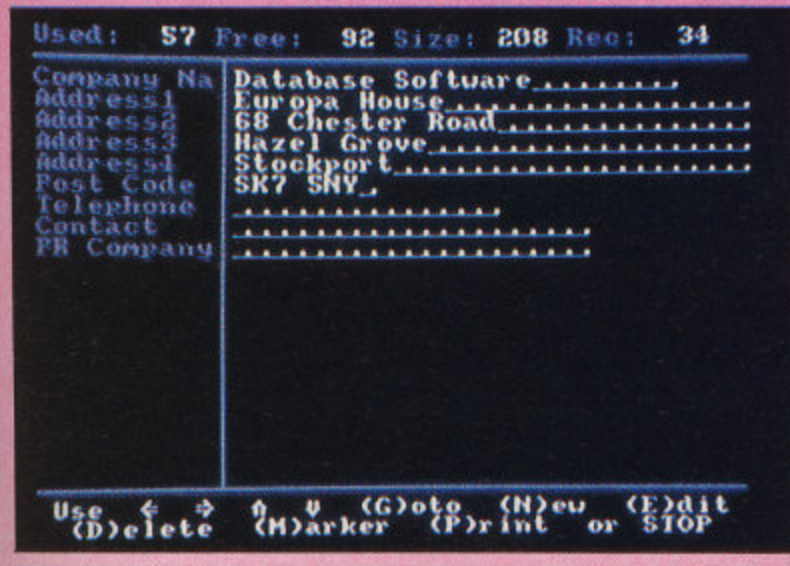
Together with Datel's Cartridge Development system (£12.99) you can now create your own cartridges by downloading your programs onto an Eprom and then building it into a cartridge. Push your new cartridge into the C64, turn on and there's your program ready to use. With full, easy to follow instructions you can't afford to ignore Eprom programming.

BUSINESS AND UTILITIES

More and more people are using their computers for more "serious" applications either for word processing, storing information or devising amazing graphics. Here are ten programs that we have featured in the *Your Commodore* that will put your C64 to work.

Mini Office II/Database/£14.95 cass £19.95 disk.

Mini Office II is a package that represents excellent value for money as it includes a word processor, database, spreadsheet, graphing utility, comms pack and label printer all for the price of one. The menu controlled package is easy to use, fully compatible and a must for all users.



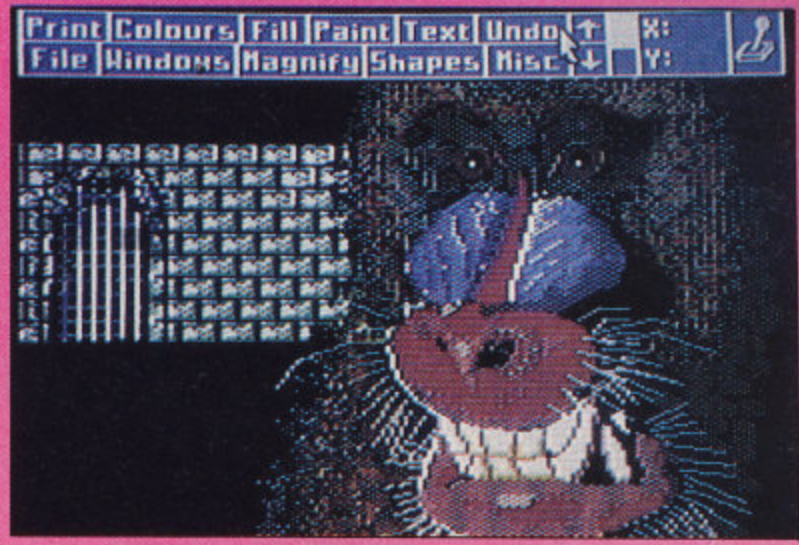
Stop Press/AMX Software/£39.95.

Available on its own or with the AMX mouse for £69.95, Stop Press is a flexible desktop publishing program that can take text from any PET ASCII file and then print it in a variety of fonts and combine it with a library of clip art. The results can then be printed out to form a newsletter or saved for later use.

Advanced Art Studio/Rainbird/£24.95 (disk).

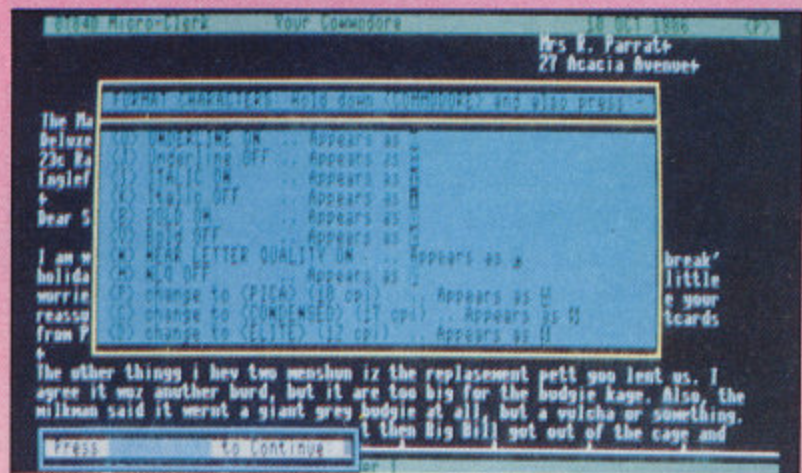
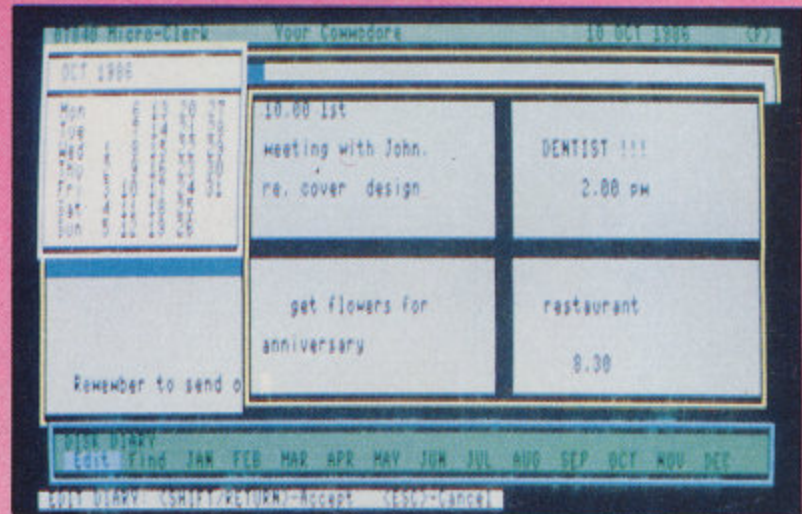
The Advanced Art Studio is the first of two graphics packages featured in this roundup. Based on the original window and pull down menus of the Art Studio, it includes added features such as support for multi colour mode, user

defined brushes that can include four colours and can be 12x16pixels big and load, and save and sized window of the screen as easy to build up picture elements.



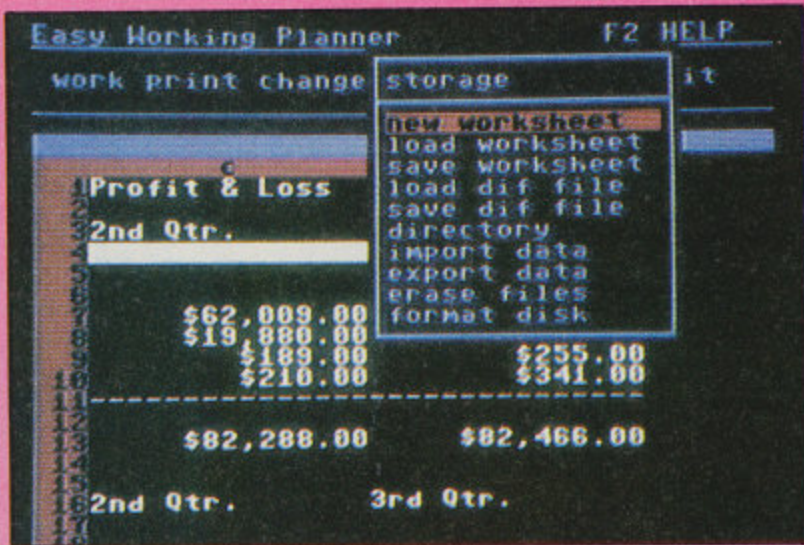
Micro Clerk/JCL/£99.99.

A combined business package for the C128 puts this machine to work and turns it into an essential workhorse for all small businesses. The package not only contains a word processor, spreadsheet, cash book and database but also can be expanded through extension packages that include a sales ledger, purchase ledger and payroll.



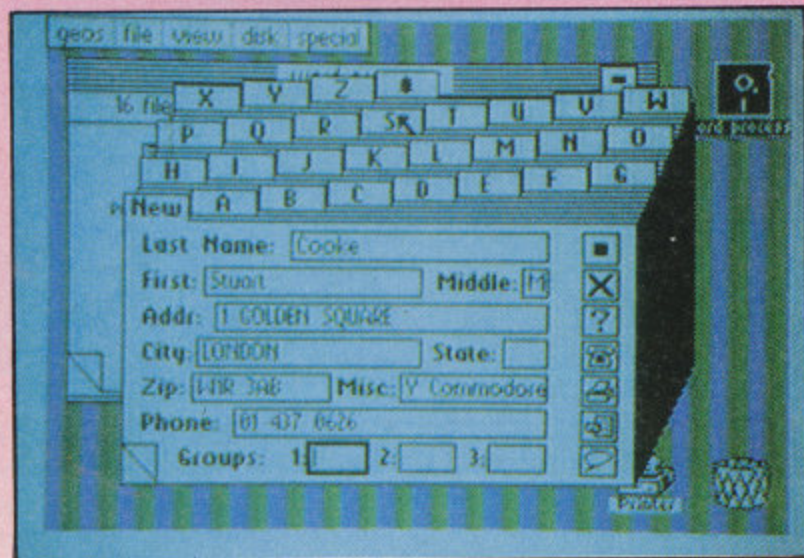
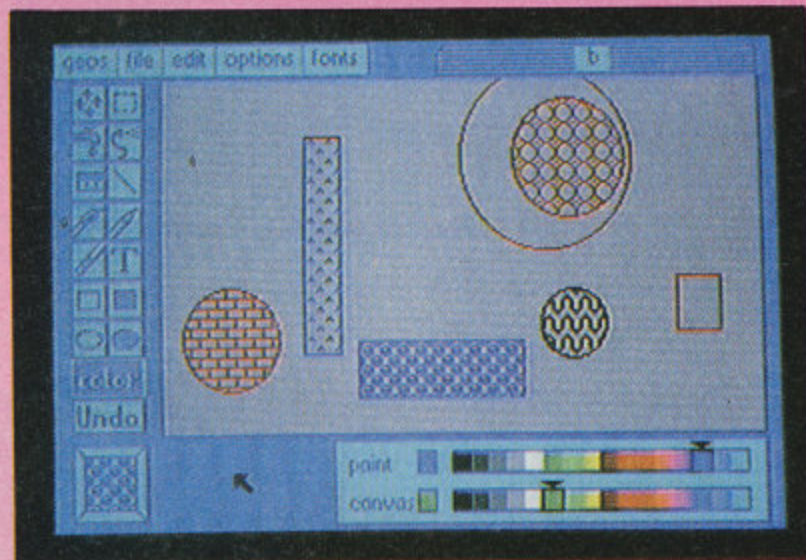
Logotron 1295/Logotron/£12.95 each.

A trio of packages that have been tailor made for the British market from the American Spinaker originals. Planner 1295 is a particularly comprehensive spreadsheet program and is matched by Writer 1295, and Filer 1295, both for ease of use and value for money. Could this trio become the Lotus 1-2-3 of the C64 world?



Geos Extensions/Berkley Softworks/Microprose UK/£29.95.


GEOS, the Graphic Environment Operating System, disk operating system first brought windows and icons to the C64 earlier this year. Now through a new importer the cost has come down and the original system has now been joined by Writers Workshop, Geofile, GeoCalc and more fonts and desktop utilities including a graphics grabber that can take Newsroom and Print Shop graphics.



Video Title Shop/US Gold/£14.99.


A graphics package and a screen animator combine to form

a package that can be used for anything from a title page for the video of Fred's birthday to a full advertising demo. The text and graphics are created on screen where they can be animated in a variety of ways and stored either on disk or recorded onto a video.



The Image System/CRL/£24.95.

Described as one of the best graphic programs available for the C64 the image system uses the now standard method of joystick control and has a variety of menus from which you can draw, fill and colour shapes, as well as the unusual image menu that not only allows you to save, magnify and print parts of the screen but also distort and twist the shape into any other.



Blinker-64/Information Development Systems/£29.90.

Blinker-64 is an invaluable utility for Basic programmers and allows you to write programs using existing subroutines that you have already written, tested and debugged on disk. When you've completed the program, Blinker-64 pulls in the routines and renumbers the program and presents a full on screen report including the start and end addresses and the number of modules used.

The Toy Shop/Precision Software/£39.08.

20 working toy models that can be printed out and then built are included on one disk, along with full instruction manual and sundry extra componets such as small pieces of dowel, rubber stripping and balloons. This may sound a bit like Blue Peter and a bit pointless but it is actually great fun. This could send the paper aeroplane industry to new heights. VG



Listings

Get it right first time with our deluxe program system
for the C64.

You may have noticed that our listings are free of those horrible little black blobs which send you searching around the keyboard for a suitable graphic symbol. You may also have noticed the funny numbers by the side of each line of the listing. Fret no more, it's all part of our easy entry aid.

Instead of those nasty graphics and rows of countless spaces in PRINT statements and strings we use a special coding system. The code, or mnemonic, is always contained in square brackets and you'll soon learn to decipher their meanings.

For example, [SA] would mean type in a Shifted A, or an ace of spades in layman's terms, and [SA10] would mean a row of ten of these symbols.

[S+2] means hold down the shift key and press the plus key twice. It doesn't take a great leap of logic to realise that [C+2] means exactly the same thing except that the Commodore key (bottom left of the keyboard) is held down instead of the shift key.

If more than two spaces appear in a statement then this will be printed as [SPC4] or, exceptionally, [SSPC4]. Translated into English this means press the spacebar four times or in the latter case hold the shift key down while you do it.

A string of special characters could appear as:
[CTRL N, DOWN2,LEFT5,BLUE, F3,C3]

This would be achieved by holding

down the CTRL key as you press N, press the cursor key down twice, the cursor left key five times, press the key marked BLUE while holding down the CTRL key, press the F3 key and, finally hold the Commodore key down while pressing the number two key (C2 would of course make the computer print in brown).

Always remember that you should only have a row of graphics characters on your screen with no square brackets and no commas, unless something like this appears:

[SS],[C*]

In this case the two characters should have a comma between them.

On rare occasions [REV T] will appear in a listing. This is a delete symbol and is created by entering the line up to this mnemonic. Then type a closing quotation mark (SHIFT & 2) and delete it. This gets the computer out of quotes mode. Hold down CTRL and press the number nine key (RVSON), type the relevant number of reversed T's and then hold down CTRL and press zero (RVSOFF). Next type another quotation mark and delete it again. Now finish the line and press RETURN.

A list of these special cases is given in the table but remember that only one of these mnemonics will appear outside of a PRINT string: the symbol for pi. This may appear when its value is needed in a calculation so this may look something like:

:CC=2*[PI]*R:

Ignore the square brackets and just type in a shifted upward pointing arrow (ie. the pi symbol).

PROGRAM: SYNTAX CHECKER

```

5 REM SYNTAX CHECKER - ERIC DOYLE
10 BL=10 :LN=70 :SA=49152
20 FOR L=0 TO BL:GX=0:FOR D=0 TO
15
30 READ A:IF A>255THENPRINT"NUMB
ER TO LARGE":LN+(L*10):STOP
40 CX=CX+A:POKE SA+L*16+D,A:NEXT
D
50 READ A:IF A<CX THENPRINT"ERR
OR IN LINE":LN+(L*10):STOP
60 NEXT L:SYS 49152:NEW
70 DATA 173,5,3,201,165,208,31,1
20,169,9,141,32,208,141,33,208,1
847
80 DATA 169,7,141,134,2,169,13,3
2,210,255,169,64,141,4,3,169,168
2
90 DATA 192,141,5,3,88,96,120,16
9,124,141,4,3,169,165,141,5,1566

100 DATA 3,169,14,141,134,2,141,
32,208,169,6,141,33,208,88,96,15
85
110 DATA 32,124,165,72,138,72,15
2,72,162,0,165,20,133,254,165,21
,1747
120 DATA 24,101,254,133,254,189,
0,2,240,18,69,254,133,254,232,18
9,2346
130 DATA 0,2,240,8,24,101,254,13
3,254,232,208,233,169,1,141,134,
2134
140 DATA 2,165,254,74,74,74,74,3
2,156,192,32,210,255,165,254,41,
2054
150 DATA 15,32,156,192,32,210,25
5,169,13,32,210,255,169,13,32,21
0,1995
160 DATA 255,169,7,141,134,2,104
,168,104,170,104,96,24,105,48,20
1,1832
170 DATA 58,16,1,96,24,105,7,96,
0,0,0,0,0,0,0,403

```

by Eric Doyle

Checksum Program

The hexadecimal numbers appearing in a column to the left of the listing should not be typed in with the program. These are merely checksum values and are there to help you get each line right. Don't worry if you don't understand the hexadecimal system, as long as you can compare two characters on the screen with the corresponding two characters in the magazine you can use our line checking program.

Type in the Checksum Program, make sure that you've not made any mistakes and save it to tape or disk

immediately because it will be used with most of the present and future listings appearing in Your Commodore.

At the start of each programming session, load Checksum and run it. The screen will turn brown with yellow characters and each time you type in a line and press the RETURN key a number will appear on the screen in white. This should be the same as the corresponding value in the magazine.

If the two values don't relate to one another, you have not copied the line exactly as printed so go back and check each character carefully. When you find the error simply correct it and

























press RETURN again.

If you want to turn off the checker simply type SYS49152 and the screen will return to the familiar blue colours. You can then do whatever it was you wanted to do and if this doesn't use the area where Checksum lies you can go back to it with the same SYS command.

Lower Case

Many of the listings are presented in lower case. To turn your computer to lower case mode press the Commodore key and the SHIFT key at the same time.

YC

Mnemonic	Symbol	Keypress	Mnemonic	Symbol	Keypress
[RIGHT]		CRSR left/right	[BLACK]		CTRL & 1
[LEFT]		SHIFT & CRSR left/right	[WHITE]		CTRL & 2
[DOWN]		CRSR up/down	[RED]		CTRL & 3
[UP]		SHIFT & CRSR up/down	[CYAN]		CTRL & 4
[F1]		f1 key	[PURPLE]		CTRL & 5
[F2]		SHIFT & f1 key	[GREEN]		CTRL & 6
[F3]		f3 key	[BLUE]		CTRL & 7
[F4]		SHIFT & f3 key	[YELLOW]		CTRL & 8
[F5]		f5 key	[POUND]	£	
[F6]		SHIFT & f5 key	[LARROW]	←	
[F7]		f7 key	[UPARROW]	↑	
[F8]		SHIFT & f7 key	[PI]	SHIFT & ↑	
[HOME]		CLR/HOME	[INST]	SHIFT & INST/DEL	
[CLR]		SHIFT & CLR/HOME	[REV T]	see text	
[RVSON]		CTRL & 9	[Cletter]	CBM + letter	
[RVSOFF]		CTRL & 0	[Sletter]	SHIFT + letter	

LISTINGS

PROGRAM: TIMER

```

76 100 POKES3280,0:POKES3281,0:
    PRINT"CLRJ";
FA 110 PRINT"CS,SU,S*38,SI";
50 120 PRINT"CS-,SPC3,GREEN,CA,
    CR,CS,SU,SC,SI,CA,SC,SI,CA,S
    C,CS] [SU,SC,SI,SU] [SI,SU,
    SC,SI,CA,CR,CS,CA,SC,CS,CA,C
    R,SI,CS,SPC3,S-J";
54 130 PRINT"CSB,SPC3,GREEN] [S
    B,SSPC,CQ,SC,CW,CQ,SC,SK,CQ,
    SC,SPC3,SJ,SC,SI,SJ,CR,SK,SJ
    ,SC,SI] [SB] [CQ,SC] [SB3,CS
    ,SPC3,S-J";
72 140 PRINT"CS-,SPC3,GREEN] [C
    E] [CE] [CE2] [CZ,SC,CX] [
    SJ,SC,SK] [CE] [SJ,SC,SK] [C
    E] [CZ,SC,CX,CE] [CE,CS,SPC3
    ,S-J";
AA 150 PRINT"CCQ,S*38,CW";
ED 160 PRINT"CS-,SPC11,C3]TAPE
    SPOOL-TIMER[CS,SPC11,S-J";
83 170 PRINT"CSJ,S*38,SK";
0D 180 PRINT"CDOWN14";
82 190 PRINT"CSU,S*38,SI";
82 200 PRINT"CS,S-J'F1' = EXIT
    [SPC6,GREEN](C)R.KYME-WRIGHT
    1987[CS,S-J";
7B 210 PRINT"CSJ,S*38,UP11";
57 220 POKE2023,75:POKES6295,12

A2 230 PRINT"CU6,C1";
A6 240 PRINT"CSPC4]PRESS THE FF
    WD KEY OR THE REWIND[SPC4]"
DA 250 PRINT"CSPC4]KEY THEN TOU
    CH THE SPACE-BAR TO[SPC4]"
SF 260 PRINT"CSPC4]START SPOOLI
    NG THE TAPE.[SPC3]PRESS[SPC4
    ]"
F7 270 PRINT"CSPC4]THE SPACE-BA
    R AGAIN TO STOP THE[SPC4]"
3F 280 PRINT"CSPC4]TAPE WHEN TH
    E NEXT COUNTER VALUE[SPC4]"
86 290 PRINT"CSPC4]IS REACHED.
    NOTE DOWN THE TIMER[SPC4]"
7E 300 PRINT"CSPC4]VALUE ON YOU
    R CHART.[SPC16]":POKE198,0
78 310 GETA1$:K=ASC(A1$+CHR$(0)
    )
6F 320 IFK<>32THENPRINT"CLRJ":
    GOTO760
86 330 IF(PEEK(1))-55THEN710
A1 340 IFK<>32THEN310
10 350 PRINT"CU14,C5,SPC40]"
D9 360 PRINT"CS,SPC14]TIMER U
    ALUE[SPC14,C1]"
3B 370 PRINT"CSPC15,CA,SC8,CS,S
    PC15";
A3 380 PRINT"CSPC15,SB,SPC8,SB,
    SPC15";
62 390 PRINT"CSPC15,CZ,SC8,CX,S
    PC15"
08 400 PRINT"CSPC40]"
06 410 PRINT"CSPC40]"
B7 420 PRINT"CSPC40]"
40 430 PRINT"CU8,RIGHT25,CYAN]
    ":POKE198,0
27 440 TX=TI:POKE1,7
E7 450 TY=TI:IZ=TY-TX
82 460 LN=LEN(STR$(TZ)):ONLN GOT
    0470,480,490,500,510,520,530

```

```

BB 470 PRINT"LEFT2]":GOTO540
AC 480 PRINT"LEFT3]":GOTO540
D1 490 PRINT"LEFT4]":GOTO540
4E 500 PRINT"LEFT5]":GOTO540
17 510 PRINT"LEFT6]":GOTO540
83 520 PRINT"LEFT7]":GOTO540
32 530 PRINT"LEFT8]":GOTO540
BC 540 PRINTIZ;
3D 550 GETA1$:K=ASC(A1$+CHR$(0)
    )
E0 560 IFK=133THENPRINT"CLRJ":
    GOTO760
9D 570 IFK<>32THEN450
58 580 POKE1,39
17 590 PRINT:PRINT"CDOWN3,C1,SP
    C3]PRESS RETURN KEY TO RESET
    THE TIMER":POKE198,0
1B 600 GETA1$:K=ASC(A1$+CHR$(0)
    )
0B 610 IFK=133THEN640
0C 620 IFK=133THENPRINT"CLRJ":
    GOTO760
47 630 GOTO600
00 640 PRINT"CU7,SPC9]READY
    FOR NEXT INTERVAL[SPC7,CYAN]
    ";
4E 650 PRINT"CU5,RIGHT17,SPC7]
    0[RIGHT]":POKE198,0
B7 660 GETA1$:K=ASC(A1$+CHR$(0)
    )
A2 670 IFK=133THENPRINT"CLRJ":
    GOTO760
29 680 IF(PEEK(1))-55THEN710
04 690 IFK<>32THEN660
38 700 TX=TI:POKE1,7:GOTO450
5B 710 FORX=0TO104:POKES3270,X:
    POKES4296,15:POKES4296,7:NEX
    T
EE 720 PRINT"CLR,DOWN,C1] ERR
    OR - THE CASSETTE UNIT IS NO
    LONGER"
48 730 PRINT"CSPC10]UNDER PROGR
    AM CONTROL."
F2 740 PRINT"CDOWN3,SPC10]PLEAS
    E RELOAD 'TIMER'."
DD 750 PRINT"CDOWN] (DO NOT US
    E THE CASSETTE 'STOP' KEY.)[C
    DOWN3]"
58 760 NEW

```

PROGRAM: SPOOLER

```

9F 10 C=0:POKES3280,C:POKES3281
    ,C:PRINT"CLRJ":GOTO18
51 11 PRINT"CS,SU,S*38,SI";
EE 12 PRINT"CS,S-,SPC3,CA,CR,C
    S,SU,SC,SI,CA,SC,SI,CA,SC,CS
    ] [SU,SC,SI,SU] [SI,SU,SC,S
    I,CA,CR,CS,CA,SC,CS,CA,CR,SI
    ,SPC3,S-J";
97 13 PRINT "CS-,SPC4,SB,SSPC,C
    Q,SC,CW,CQ,SC,SK,CQ,CW,SPC3,
    SJ,SC,SI,SJ,CR,SK,SJ,SC,SI]
    [SB] [CQ,CW] [SB,S-,SB,SPC3,
    S-J";
8A 14 PRINT "CS-,SPC4,CE] [CE]
    [CE2] [CZ,SC,CX] [SJ,SC,SK
    ] [CE] [SJ,SC,SK] [CE] [CZ,S
    C,CX,CE] [CE,SPC3,S-J";
85 15 PRINT"CS-,C3,C038,CS,S-J"
    ";
BF 16 PRINT"CS-,C3,RVSON] TYPE
    IN A SUITABLE GENERAL TITLE
    HERE[RVSOFF,C5,S-J";
4D 17 PRINT"CSJ,S*38,SK]:RETUR

```

```

N
SF 18 DIMW$(6),D(6),E(6)
16 19 FORX=1TO6:READW$(X),E(X):
    NEXT:FORX=1TO6:READD(X):NEXT
DE 20 GOSUB11:GOSUB71
42 21 POKE211,1:POKE214,19:SYSS
    8732
FF 22 PRINT:PRINT"CDOWN,C7,SPC1
    0]"
BD 23 PRINT" SELECT AND TYPE I
    N A PROGRAM NUMBER[SPC3,LEFT
    3]":POKE198,0
4B 24 GETK$:IFK$=""THEN24
DC 25 K=ASC(K$+CHR$(0))-48:IF(K
    >0)AND(K<7)THEN30
ED 26 PRINT"LEFT14,C4]PROGRAM
    NUMBER[C7]":FORX=1TO140:NEX
    T
81 27 PRINT"LEFT14]PROGRAM NUM
    BER":FORX=1TO140:NEXT
F2 28 GETK$:IFK$=""THENK$="0"
F3 29 GOTO25
E0 30 IFE(K)=0THEN21
5C 31 PRINT"CHOME,DOWN6]":FORX=
    1TOK:PRINT"CDOWN2]":NEXT
4E 32 PRINT"CU7,SPC5,YELLOW,C03
    0]"
1A 33 PRINT"CU7,SPC5,RVSON]":W$(
    K);"RVSOFF,HOME,DOWN2]"
C5 34 IFE(K)=8THENPRINT"CHOME]"
    ;GOTO19
F3 35 IFE(K)=9THENRESTORE:PRINT
    "CHOME]":GOTO19
DF 36 IFD(K)=0THEN43
46 37 IFPEEK(1)-55THEN67
32 38 IFD(K)>0THEN41
84 39 DK=D(K)*-1:PRINT"CU7,C3,S
    PC7,C03]"
D2 40 PRINT"CU7]ENGAGE [C3,RVSO
    N] REWIND [RVSOFF,C7] THEN P
    RESS THE SPACE BAR[CU7]:GOTO
    45
A0 41 DK=D(K):PRINT"CU7,GREEN,S
    PC7,C07]"
67 42 PRINT"CU7]ENGAGE [GREEN,R
    VSON] F.FWD [RVSOFF,C7] THEN
    PRESS THE SPACE BAR ":GOTO4
    5
65 43 PRINT"CU7,GREEN,SPC15]"
6A 44 PRINT"CU7,SPC4]PRESS THE
    SPACE BAR TO CONTINUE[SPC5]"
56 45 POKE198,0
8E 46 IF(PEEK(1)-55)AND(D(K)<>0
    )THEN67
6C 47 GETA$:IFAS$=""THEN46
37 48 A=ASC(A$+CHR$(0))-48:IFA=
    -16THEN51
71 49 IF(A<1)OR(A>6)THEN47
CE 50 K=A:PRINT"CHOME,DOWN8]":
    GOSUB71:GOTO30
95 51 POKE1,39:IFD(K)=0THEN57
2B 52 PRINT"CU3,SPC15]":PRINT"
    [C1,SPC9,YELLOW]PLEASE WAIT.
    .....[SPC12]"
3C 53 T=TI+DK:POKE1,7
67 54 IFTI<TTHEN54
2F 55 POKE1,39:PRINT"CU2,C7,SP
    C6]PRESS STOP ON THE TAPE DR
    IVE"
BF 56 IFPEEK(1)<>55THEN56
54 57 PRINT"CLRJ":GOSUB11:PRI
    NT"CU4,S-,C1,C038,C5,S-J";
FC 58 PRINT"CS-,C1,RVSON,SPC4]"
    ;W$(K);"CSPC4,RVSOFF,DOWN2]"
    :POKE46,C
FD 59 ONE(K)GOTO60,61,62,63,64,
    65,66
C0 60 PRINT"CDOWN,C7]HOLD DOWN
    SHIFT-KEY AND PRESS RUN/STOP
    ":GOTO73

```


LISTINGS

<pre> 3F 61 PRINT"[DOWN]LOAD"CHR\$(34) CHR\$(34)",1,1[C7,UP4]":POKE1 98,1:POKE631,13:GOTO73 DF 62 PRINT"[DOWN]LOAD"CHR\$(34) CHR\$(34)",7[C7,UP4]":POKE198 ,1:POKE631,13:GOTO73 05 63 : 7A 64 : 7B 65 : 7B 66 : AC 67 FORX=0TO104:POKE53270,X:P OKE54296,15:POKE54296,7:NEXT BE 68 PRINT"[CLR,DOWN2,C1]FATAL ERROR [S*3] STOP-KEY HAS BEEN USED[DOWN2]" BD 69 PRINT"[C7,SPC5]REWIND THE TAPE FOR 5 COUNTS[DOWN]" 1C 70 PRINT"[SPC6]AND LOAD THIS PROGRAM AGAIN[C1,DOWN2]":GO TO73 81 71 FORX=1TO6:PRINT"[RVSOFF,C 1,RIGHTS,C@30,SPCS]"; ED 72 PRINT"[RVSON,RIGHTS]";WS(X):NEXT:RETURN EB 73 NEW C0 74 DATA" 1:[SPC27]",0 C0 75 DATA" 2:[SPC27]",0 DB 76 DATA" 3:[SPC27]",0 DB 77 DATA" 4:[SPC27]",0 DB 78 DATA" 5:[SPC27]",0 DB 79 DATA" 6:[SPC27]",0 59 80 DATA+0000,+0000,+0000,+00 00,+0000,+0000 </pre>	<pre> 0,119,239,0,103,231,0,159,24 4,128,1921 B8 2150 DATA108,51,128,12,48,0, 30,120,0,30,120,0,0,0,0,80,7 27 13 2160 DATA0,0,0,3,192,32,15,2 40,80,31,248,144,31,249,16,5 1,1332 68 2170 DATA205,144,33,133,80,3 6,37,32,19,201,0,24,25,0,7,2 25,1201 4C 2180 DATA0,63,253,0,127,255, 0,103,239,0,151,231,0,111,24 4,128,1905 05 2190 DATA12,51,128,30,48,0,3 0,120,0,0,120,0,0,0,0,80,619 2B 2200 DATA0,0,0,3,192,32,15,2 40,80,31,248,144,31,249,16,5 1,1332 F0 2210 DATA205,144,33,133,80,3 6,37,32,19,201,0,24,25,0,7,2 25,1201 C6 2220 DATA0,63,253,0,127,255, 0,151,239,0,103,231,0,15,244 ,128,1809 43 2230 DATA30,51,128,30,48,0,0 ,120,0,0,120,0,0,0,0,80,607 A0 2240 DATA0,0,0,64,60,0,160,2 55,0,145,255,128,137,255,128 ,155,1742 3F 2250 DATA255,192,171,255,192 ,75,255,192,9,255,128,9,255, 128,8,126,2505 E1 2260 DATA0,11,255,192,15,255 ,224,15,126,144,14,126,96,19 ,255,0,1747 59 2270 DATA29,227,0,0,3,0,0,7, 128,0,7,128,0,0,0,80,609 B8 2280 DATA0,0,0,64,60,0,160,2 55,0,145,255,128,137,255,128 ,155,1742 C7 2290 DATA255,192,171,255,192 ,75,255,192,9,255,128,9,255, 128,8,126,2505 E7 2300 DATA0,11,255,192,15,255 ,224,15,126,96,14,126,144,18 ,255,96,1842 AD 2310 DATA29,227,0,1,227,0,0, 7,128,0,7,128,0,0,0,80,834 8F 2320 DATA0,0,0,64,60,0,160,2 55,0,145,255,128,137,255,128 ,155,1742 60 2330 DATA255,192,171,255,192 ,75,255,192,9,255,128,9,255, 128,8,126,2505 B0 2340 DATA0,11,255,192,15,255 ,224,15,126,96,14,126,96,18, 255,144,1842 18 2350 DATA28,195,96,0,195,0,1 ,231,128,1,231,128,0,0,0,80, 1314 87 2360 DATA0,0,0,64,60,0,160,2 55,0,145,255,128,137,255,128 ,155,1742 E8 2370 DATA255,192,171,255,192 ,75,255,192,9,255,128,9,255, 128,8,126,2505 50 2380 DATA0,11,255,192,15,255 ,224,15,126,96,14,126,144,18 ,255,96,1842 91 2390 DATA28,195,0,0,199,128, 1,231,128,1,224,0,0,0,0,80,1 215 3F 2400 DATA0,0,0,64,60,0,160,2 55,0,145,255,128,137,255,128 ,155,1742 90 2410 DATA255,192,171,255,192 ,75,255,192,9,255,128,9,255, 128,8,126,2505 36 2420 DATA0,11,255,192,15,255 ,224,15,126,144,14,126,96,18 </pre>	<pre> ,255,0,1746 04 2430 DATA28,199,128,0,199,12 8,1,224,0,1,224,0,0,0,0,80,1 212 DD 2440 DATA0,0,0,0,28,0,0,127, 0,0,255,128,1,255,192,1,987 3A 2450 DATA248,64,1,240,64,1,2 44,64,1,243,192,1,240,64,0,1 27,1794 79 2460 DATA0,0,255,128,0,255,1 28,0,255,128,0,255,128,0,127 ,0,1659 E3 2470 DATA0,62,128,0,223,192, 1,207,128,1,239,0,1,198,0,11 2,1492 95 2480 DATA0,0,0,0,28,0,0,127, 0,0,255,128,1,255,192,1,987 D2 2490 DATA248,64,1,240,64,1,2 44,64,1,243,192,1,240,64,0,1 27,1794 F1 2500 DATA0,0,255,128,0,255,1 28,0,255,128,0,255,128,0,127 ,0,1659 48 2510 DATA0,126,0,0,191,128,0 ,223,128,0,239,0,0,110,0,112 ,1257 OD 2520 DATA0,0,0,0,28,0,0,127, 0,0,255,128,1,255,192,1,987 CA 2530 DATA248,64,1,240,64,1,2 44,64,1,243,192,1,240,64,0,1 27,1794 29 2540 DATA0,0,255,128,0,255,1 28,0,255,128,0,255,128,0,127 ,0,1659 OF 2550 DATA0,60,0,0,60,0,0,60, 0,0,63,0,0,63,0,112,418 BC 2560 DATA0,0,0,0,28,0,0,127, 0,0,255,128,1,255,192,1,987 7D 2570 DATA248,64,1,240,64,1,2 44,64,1,243,192,1,240,64,0,1 27,1794 6E 2580 DATA0,0,255,128,0,255,1 28,0,255,128,0,255,128,0,127 ,0,1659 CB 2590 DATA0,30,0,0,125,0,0,24 7,128,0,239,128,0,110,0,112, 1119 74 2600 DATA0,0,0,0,28,0,0,127, 0,0,255,128,1,255,192,1,987 F5 2610 DATA248,64,1,240,64,1,2 44,64,1,243,192,1,240,64,0,1 27,1794 26 2620 DATA0,0,255,128,0,255,1 28,0,255,128,0,255,128,0,127 ,0,1659 CE 2630 DATA0,62,0,0,249,192,1, 247,192,1,207,0,1,134,0,112, 1398 30 2640 DATA0,0,0,0,56,0,0,254, 0,1,255,0,3,255,128,2,954 2C 2650 DATA31,128,2,15,128,2,4 7,128,3,207,128,2,15,128,0,2 54,1218 5C 2660 DATA0,1,255,0,1,255,0,1 ,255,0,1,255,0,0,254,0,1278 66 2670 DATA1,124,0,3,251,0,1,2 43,128,0,247,128,0,99,128,11 2,1465 DB 2680 DATA0,0,0,0,56,0,0,254, 0,1,255,0,3,255,128,2,954 A4 2690 DATA31,128,2,15,128,2,4 7,128,3,207,128,2,15,128,0,2 54,1218 34 2700 DATA0,1,255,0,1,255,0,1 ,255,0,1,255,0,0,254,0,1278 31 2710 DATA0,126,0,1,253,0,1,2 51,0,0,247,0,0,118,0,64,1061 80 2720 DATA0,0,0,0,56,0,0,254, 0,1,255,0,3,255,128,2,954 BC 2730 DATA31,128,2,15,128,2,4 7,128,3,207,128,2,15,128,0,2 </pre>
--	--	--

PROGRAM: LOADER.1

<pre> 85 10 REM***** C9 20 REM* LOADER 1 * 11 30 REM* SPRITES * C7 40 REM***** 99 2000 FORL=0TO156: CX=0: FORD=0 TO15: READA: CX=CX+A: POKE12288 +L*16+D,A: NEXTD 82 2010 READA: IFA<>CX THEN PRINT" ERROR IN LINE": 2040+(L*10): S TOP OF 2020 NEXTL: END CE 2040 DATA0,0,0,3,192,32,15,2 40,80,31,248,144,31,249,16,5 1,1332 10 2050 DATA205,144,33,133,80,3 6,37,32,19,201,0,24,25,0,7,2 25,1201 82 2060 DATA0,63,253,0,127,255, 0,151,239,0,103,231,0,15,252 ,128,1817 58 2070 DATA12,123,128,12,0,0,3 0,0,0,30,0,0,0,0,0,80,415 E3 2080 DATA0,0,0,3,192,32,15,2 40,80,31,248,144,31,249,16,5 1,1332 98 2090 DATA205,144,33,133,80,3 6,37,32,19,201,0,24,25,0,7,2 25,1201 C7 2100 DATA0,63,253,0,127,255, 0,247,239,0,151,231,0,111,24 4,128,2049 26 2110 DATA12,123,128,12,120,0 ,30,0,0,30,0,0,0,0,0,80,535 BB 2120 DATA0,0,0,3,192,32,15,2 40,80,31,248,144,31,249,16,5 1,1332 20 2130 DATA205,144,33,133,80,3 6,37,32,19,201,0,24,25,0,7,2 25,1201 24 2140 DATA0,63,253,0,127,255, </pre>	<pre> 0,119,239,0,103,231,0,159,24 4,128,1921 B8 2150 DATA108,51,128,12,48,0, 30,120,0,30,120,0,0,0,0,80,7 27 13 2160 DATA0,0,0,3,192,32,15,2 40,80,31,248,144,31,249,16,5 1,1332 68 2170 DATA205,144,33,133,80,3 6,37,32,19,201,0,24,25,0,7,2 25,1201 4C 2180 DATA0,63,253,0,127,255, 0,103,239,0,151,231,0,111,24 4,128,1905 05 2190 DATA12,51,128,30,48,0,3 0,120,0,0,120,0,0,0,0,80,619 2B 2200 DATA0,0,0,3,192,32,15,2 40,80,31,248,144,31,249,16,5 1,1332 F0 2210 DATA205,144,33,133,80,3 6,37,32,19,201,0,24,25,0,7,2 25,1201 C6 2220 DATA0,63,253,0,127,255, 0,151,239,0,103,231,0,15,244 ,128,1809 43 2230 DATA30,51,128,30,48,0,0 ,120,0,0,120,0,0,0,0,80,607 A0 2240 DATA0,0,0,64,60,0,160,2 55,0,145,255,128,137,255,128 ,155,1742 3F 2250 DATA255,192,171,255,192 ,75,255,192,9,255,128,9,255, 128,8,126,2505 E1 2260 DATA0,11,255,192,15,255 ,224,15,126,144,14,126,96,19 ,255,0,1747 59 2270 DATA29,227,0,0,3,0,0,7, 128,0,7,128,0,0,0,80,609 B8 2280 DATA0,0,0,64,60,0,160,2 55,0,145,255,128,137,255,128 ,155,1742 C7 2290 DATA255,192,171,255,192 ,75,255,192,9,255,128,9,255, 128,8,126,2505 E7 2300 DATA0,11,255,192,15,255 ,224,15,126,96,14,126,144,18 ,255,96,1842 AD 2310 DATA29,227,0,1,227,0,0, 7,128,0,7,128,0,0,0,80,834 8F 2320 DATA0,0,0,64,60,0,160,2 55,0,145,255,128,137,255,128 ,155,1742 60 2330 DATA255,192,171,255,192 ,75,255,192,9,255,128,9,255, 128,8,126,2505 B0 2340 DATA0,11,255,192,15,255 ,224,15,126,96,14,126,96,18, 255,144,1842 18 2350 DATA28,195,96,0,195,0,1 ,231,128,1,231,128,0,0,0,80, 1314 87 2360 DATA0,0,0,64,60,0,160,2 55,0,145,255,128,137,255,128 ,155,1742 E8 2370 DATA255,192,171,255,192 ,75,255,192,9,255,128,9,255, 128,8,126,2505 50 2380 DATA0,11,255,192,15,255 ,224,15,126,96,14,126,144,18 ,255,96,1842 91 2390 DATA28,195,0,0,199,128, 1,231,128,1,224,0,0,0,0,80,1 215 3F 2400 DATA0,0,0,64,60,0,160,2 55,0,145,255,128,137,255,128 ,155,1742 90 2410 DATA255,192,171,255,192 ,75,255,192,9,255,128,9,255, 128,8,126,2505 36 2420 DATA0,11,255,192,15,255 ,224,15,126,144,14,126,96,18 </pre>	<pre> ,255,0,1746 04 2430 DATA28,199,128,0,199,12 8,1,224,0,1,224,0,0,0,0,80,1 212 DD 2440 DATA0,0,0,0,28,0,0,127, 0,0,255,128,1,255,192,1,987 3A 2450 DATA248,64,1,240,64,1,2 44,64,1,243,192,1,240,64,0,1 27,1794 79 2460 DATA0,0,255,128,0,255,1 28,0,255,128,0,255,128,0,127 ,0,1659 E3 2470 DATA0,62,128,0,223,192, 1,207,128,1,239,0,1,198,0,11 2,1492 95 2480 DATA0,0,0,0,28,0,0,127, 0,0,255,128,1,255,192,1,987 D2 2490 DATA248,64,1,240,64,1,2 44,64,1,243,192,1,240,64,0,1 27,1794 F1 2500 DATA0,0,255,128,0,255,1 28,0,255,128,0,255,128,0,127 ,0,1659 48 2510 DATA0,126,0,0,191,128,0 ,223,128,0,239,0,0,110,0,112 ,1257 OD 2520 DATA0,0,0,0,28,0,0,127, 0,0,255,128,1,255,192,1,987 CA 2530 DATA248,64,1,240,64,1,2 44,64,1,243,192,1,240,64,0,1 27,1794 29 2540 DATA0,0,255,128,0,255,1 28,0,255,128,0,255,128,0,127 ,0,1659 OF 2550 DATA0,60,0,0,60,0,0,60, 0,0,63,0,0,63,0,112,418 BC 2560 DATA0,0,0,0,28,0,0,127, 0,0,255,128,1,255,192,1,987 7D 2570 DATA248,64,1,240,64,1,2 44,64,1,243,192,1,240,64,0,1 27,1794 6E 2580 DATA0,0,255,128,0,255,1 28,0,255,128,0,255,128,0,127 ,0,1659 CB 2590 DATA0,30,0,0,125,0,0,24 7,128,0,239,128,0,110,0,112, 1119 74 2600 DATA0,0,0,0,28,0,0,127, 0,0,255,128,1,255,192,1,987 F5 2610 DATA248,64,1,240,64,1,2 44,64,1,243,192,1,240,64,0,1 27,1794 26 2620 DATA0,0,255,128,0,255,1 28,0,255,128,0,255,128,0,127 ,0,1659 CE 2630 DATA0,62,0,0,249,192,1, 247,192,1,207,0,1,134,0,112, 1398 30 2640 DATA0,0,0,0,56,0,0,254, 0,1,255,0,3,255,128,2,954 2C 2650 DATA31,128,2,15,128,2,4 7,128,3,207,128,2,15,128,0,2 54,1218 5C 2660 DATA0,1,255,0,1,255,0,1 ,255,0,1,255,0,0,254,0,1278 66 2670 DATA1,124,0,3,251,0,1,2 43,128,0,247,128,0,99,128,11 2,1465 DB 2680 DATA0,0,0,0,56,0,0,254, 0,1,255,0,3,255,128,2,954 A4 2690 DATA31,128,2,15,128,2,4 7,128,3,207,128,2,15,128,0,2 54,1218 34 2700 DATA0,1,255,0,1,255,0,1 ,255,0,1,255,0,0,254,0,1278 31 2710 DATA0,126,0,1,253,0,1,2 51,0,0,247,0,0,118,0,64,1061 80 2720 DATA0,0,0,0,56,0,0,254, 0,1,255,0,3,255,128,2,954 BC 2730 DATA31,128,2,15,128,2,4 7,128,3,207,128,2,15,128,0,2 </pre>
---	--	--

LISTINGS

<pre> 54,1218 8C 2740 DATA0,1,255,0,1,255,0,1 ,255,0,1,255,0,0,254,0,1278 44 2750 DATA0,60,0,0,60,0,0,60, 0,0,252,0,0,252,0,64,748 A8 2760 DATA0,0,0,0,56,0,0,254, 0,1,255,0,3,255,128,2,954 34 2770 DATA31,128,2,15,128,2,4 7,128,3,207,128,2,15,128,0,2 54,1218 E4 2780 DATA0,1,255,0,1,255,0,1 ,255,0,1,255,0,0,254,0,1278 8C 2790 DATA0,120,0,0,190,0,1,2 39,0,1,247,0,0,118,0,64,980 D0 2800 DATA0,0,0,0,56,0,0,254, 0,1,255,0,3,255,128,2,954 8C 2810 DATA31,128,2,15,128,2,4 7,128,3,207,128,2,15,128,0,2 54,1218 91 2820 DATA0,1,255,0,1,255,0,1 ,255,0,1,255,0,0,254,0,1278 B0 2830 DATA0,124,0,3,159,0,3,2 39,128,0,243,128,0,97,128,40 ,1292 E5 2840 DATA0,0,0,0,0,0,0,0,0,4 ,0,32,14,0,112,31,193 02 2850 DATA0,248,63,129,252,10 3,165,230,163,255,197,3,219, 192,5,255,2479 C5 2860 DATA160,1,126,128,0,231 ,0,0,219,0,0,66,0,0,66,0,997 6E 2870 DATA0,195,0,1,36,128,0, 0,0,0,0,0,0,0,0,40,400 D8 2880 DATA0,0,0,0,0,0,0,85,0, 1,85,64,5,85,64,5,394 FA 2890 DATA85,64,7,87,64,7,87, 80,5,85,80,5,85,80,37,85,943 F9 2900 DATA80,37,85,84,37,86,8 4,37,154,88,38,170,152,42,16 9,168,1511 B3 2910 DATA174,174,168,174,175 ,172,191,179,236,243,192,240 ,0,0,0,191,2509 91 2920 DATA0,0,0,0,0,0,0,0,0,0 ,32,0,0,32,0,8,72 99 2930 DATA8,0,2,38,0,2,38,128 ,2,166,0,2,150,0,2,154,692 7E 2940 DATA0,2,153,128,2,105,1 28,2,105,136,2,105,160,2,105 ,152,1287 7F 2950 DATA10,89,152,9,85,96,9 ,125,88,47,195,252,0,0,0,255 ,1412 75 2960 DATA0,0,0,0,0,0,0,32,0, 0,184,0,2,150,0,0,368 0A 2970 DATA86,0,0,22,0,0,22,0, 0,22,0,0,24,0,0,24,200 A0 2980 DATA0,0,24,0,0,24,0,0,2 4,32,10,170,128,32,96,0,540 86 2990 DATA33,128,0,10,0,0,0,0 ,0,0,0,0,0,0,183,354 46 3000 DATA0,0,0,0,112,96,14,9 ,152,16,2,4,0,98,4,16,523 B3 3010 DATA0,4,40,0,8,64,0,212 ,67,192,34,72,0,34,16,8,751 5A 3020 DATA32,0,28,40,10,8,68, 0,0,4,64,0,4,68,4,8,338 26 3030 DATA66,8,34,49,244,34,4 ,3,210,2,32,12,1,192,0,255,1 146 F7 3040 DATA0,0,0,0,0,0,0,0,0,0 ,149,86,2,255,148,0,640 CD 3050 DATA149,96,2,95,244,15, 245,80,2,85,64,0,95,224,0,53 ,1449 5D 3060 DATA64,0,11,244,0,2,80, 0,15,64,0,9,240,0,3,148,880 5D 3070 DATA0,1,112,0,1,192,0,0 ,80,0,0,20,0,0,0,255,661 93 3080 DATA12,21,0,12,85,64,4, </pre>	<pre> 68,64,4,68,64,4,85,64,7,626 3F 3090 DATA255,240,7,245,80,7, 246,144,7,245,144,7,245,144, 7,245,2268 35 3100 DATA144,4,245,144,4,246 ,144,4,245,80,4,161,64,4,162 ,128,1783 BD 3110 DATA4,162,128,4,128,128 ,6,128,160,6,128,160,0,0,0,2 55,1397 OD 3120 DATA0,36,0,0,40,8,0,118 ,18,0,248,20,0,246,60,0,794 CC 3130 DATA248,112,0,244,254,1 ,249,248,1,243,254,1,231,240 ,1,239,2566 FF 3140 DATA252,11,255,224,31,2 55,144,33,254,0,0,252,0,0,25 4,0,1965 4F 3150 DATA0,127,128,0,255,224 ,1,15,192,7,3,128,8,128,0,18 3,1399 36 3160 DATA0,4,0,0,4,0,0,20,0, 0,20,0,0,20,12,0,80 OC 3170 DATA0,12,0,40,12,0,85, 12,5,85,76,9,85,76,5,93,635 CO 3180 DATA92,5,85,88,1,85,88, 1,213,92,1,85,28,1,85,12,962 E0 3190 DATA1,85,12,1,87,76,3,8 5,76,5,85,92,0,0,0,255,863 3F 3200 DATA0,0,0,0,0,0,0,0,0,0 ,0,0,0,0,0,0,0 5A 3210 DATA0,0,240,20,0,240,40 ,0,240,40,0,49,85,64,49,85,1 152 37 3220 DATA64,53,85,64,53,85,6 4,36,85,64,0,85,128,0,85,0,9 51 B7 3230 DATA0,65,0,0,65,0,3,65, 192,3,195,192,0,0,0,191,971 D2 3240 DATA1,0,64,3,0,64,1,20, 64,1,28,192,1,20,64,1,524 E7 3250 DATA85,64,1,221,64,0,85 ,0,0,93,0,0,85,0,0,247,945 EF 3260 DATA0,0,87,0,0,119,0,0, 77,0,0,77,0,0,65,0,425 7D 3270 DATA0,67,0,1,67,64,1,65 ,64,0,0,0,0,0,0,255,584 8F 3280 DATA0,0,0,0,0,0,0,0,0,0 ,0,0,0,0,0,0,0 B3 3290 DATA0,0,0,0,0,0,0,0,0,0 ,0,0,0,0,0,7,7 69 3300 DATA224,0,15,240,0,24,2 4,0,24,24,0,24,24,0,24,24,67 1 E4 3310 DATA7,216,24,15,236,48, 24,54,96,48,31,255,48,31,255 ,182,1570 50 3320 DATA48,31,255,48,31,255 ,24,54,96,15,236,48,7,216,24 ,0,1388 OE 3330 DATA24,24,0,24,24,0,24, 24,0,24,24,0,15,240,0,7,454 3A 3340 DATA24,0,0,0,0,0,0,0,0,0 ,0,0,0,0,0,0,0,224 18 3350 DATA0,0,0,0,0,0,0,0,0,0 ,0,0,0,0,0,64,64 DE 3360 DATA0,0,0,0,0,0,0,0,0,0 ,0,0,0,0,0,0,0 E4 3370 DATA0,0,0,0,0,0,0,0,0,0 ,0,0,0,0,0,0,0 F2 3380 DATA0,0,0,0,0,0,0,0,0,0 ,0,0,0,0,0,0,0 7C 3390 DATA0,0,0,0,0,0,0,0,0,2 55,255,252,255,255,252,24,15 48 DA 3400 DATA255,255,252,255,255 ,252,0,7,248,0,3,240,0,3,240 ,0,2265 OB 3410 DATA7,248,0,6,216,0,6,2 16,0,0,0,0,0,0,0,0,699 1A 3420 DATA0,0,0,0,0,0,0,0,0,0 </pre>	<pre> ,0,0,0,0,0,0,0 20 3430 DATA0,0,0,0,0,0,0,0,0,0 ,0,0,0,0,0,0,0 A8 3440 DATA0,0,0,0,112,96,14,9 ,152,16,2,4,0,98,4,16,523 B9 3450 DATA0,4,40,0,8,64,0,212 ,67,192,34,72,0,34,16,8,751 78 3460 DATA32,0,28,40,10,8,68, 0,0,4,64,0,4,68,4,8,338 5B 3470 DATA66,8,34,49,244,34,4 ,3,210,2,32,12,1,192,0,32,92 3 E9 3480 DATA0,0,0,0,0,0,0,0,0,0 ,28,0,0,34,0,15,77 F9 3490 DATA161,0,16,91,0,16,68 ,128,19,4,128,8,1,64,7,16,72 7 C7 3500 DATA32,2,12,32,4,210,64 ,4,33,128,3,210,128,0,140,12 8,1130 69 3510 DATA0,152,128,0,103,0,0 ,0,0,0,0,0,0,0,0,169,552 7E 3520 DATA0,0,0,0,0,0,0,0,0,0 ,0,0,0,0,0,0,0 1C 3530 DATA0,0,0,118,0,0,137,0 ,3,136,128,4,86,128,4,129,87 3 76 3540 DATA0,2,145,0,1,110,0,0 ,0,0,0,0,0,0,0,0,258 9C 3550 DATA0,0,0,0,0,0,0,0,0,0 ,0,0,0,0,0,2,2 A6 3560 DATA0,0,0,0,0,0,0,0,0,0 ,0,0,0,0,0,0,0 22 3570 DATA0,0,0,0,0,0,16,0,0, 2,0,0,40,0,0,0,58 8A 3580 DATA0,0,8,0,0,0,0,0,0,0 ,0,0,0,0,0,0,8 4D 3590 DATA0,0,0,0,0,0,0,0,0,0 ,0,0,0,0,0,76,76 5A 3600 DATA0,104,0,40,0,104,2, 104,0,104,0,106,0,104,0,104, 772 PROGRAM: LOADER.2 AF 10 REM***** DC 20 REM* LOADER.2 * C2 30 REM* CHARACTER SET * F1 40 REM***** 04 2000 FORL=0TO128:CX=0:FORD=0 TO15:READA:CX=CX+A:POKE10240 +L*16+D,A:NEXTD 82 2010 READA:IFA<>CXTHENPRINT" ERROR IN LINE":2040+(L*10):S TOP OF 2020 NEXTL:END 3F 2040 DATA0,0,0,0,0,0,0,0,231 ,219,189,129,189,189,189,255 ,1590 40 2050 DATA131,189,189,131,189 ,189,131,255,195,189,191,191 ,191,189,195,255,3000 D1 2060 DATA135,187,189,189,189 ,187,135,255,129,191,191,135 ,191,191,129,255,2878 FD 2070 DATA129,191,191,135,191 ,191,191,255,195,189,191,177 ,189,189,195,255,3054 33 2080 DATA189,189,189,129,189 ,189,189,255,199,239,239,239 ,239,239,199,255,3366 </pre>
--	--	--

LISTINGS

```

44 2930 DATA246,214,90,222,123,
46,250,174,170,93,247,255,12
7,221,247,223,2948
EC 2940 DATA247,217,217,217,217
,217,217,218,247,217,217,217
,217,217,105,105,3309
CE 2950 DATA218,246,189,253,253
,221,252,240,167,159,157,159
,159,79,63,255,3070
E5 2960 DATA85,154,154,153,86,1
53,106,84,85,154,85,105,105,
150,0,0,1659
D6 2970 DATA85,154,154,90,149,1
02,169,21,104,104,104,84,104
,104,104,104,1736
91 2980 DATA0,0,0,0,0,0,0,0,41,
41,41,21,41,41,41,41,308
OC 2990 DATA84,104,104,104,104,
84,104,104,0,0,0,0,0,0,0,7
92
B2 3000 DATA21,41,41,41,41,21,4
1,41,85,154,154,154,85,169,1
69,169,1427
1F 3010 DATA0,0,84,84,84,84,84,
84,0,0,168,168,168,168,168,1
68,1512
61 3020 DATA0,20,86,170,170,171
,255,255,0,81,89,170,174,255
,255,255,2406
47 3030 DATA85,152,152,144,80,1
60,160,160,85,26,26,10,5,9,9
,9,1272
D3 3040 DATA80,144,144,144,85,1
54,154,149,5,10,10,10,85,165
,165,85,1589
42 3050 DATA170,175,190,170,174
,234,170,174,170,170,186,171
,170,234,175,190,2923
B7 3060 DATA170,166,175,189,159
,167,165,170,170,170,90,254,
221,246,86,90,2688
F6 3070 DATA234,154,175,191,170
,165,250,170,170,111,170,249
,170,190,170,90,2829
DF 3080 DATA0,0,252,252,252,252
,252,252,106,166,190,170,105
,154,190,175,2768
3D 3090 DATA169,250,166,190,170
,246,90,175,21,148,145,20,14
5,132,17,68,2152
63 3100 DATA16,69,17,69,21,69,2
1,85,255,255,255,255,255,255
,255,255,2407
E1 3110 DATA0,0,0,0,0,0,0,0,0,0
,0,0,0,0,0,0
D8 3120 DATA231,231,153,153,231
,231,195,255,249,249,249,249
,249,249,249,249,3672
D7 3130 DATA247,227,193,128,193
,227,247,255,231,231,231,0,0
,231,231,231,3103
CA 3140 DATA63,63,207,207,63,63
,207,207,231,231,231,231,231
,231,231,231,2928
49 3150 DATA255,255,252,193,137
,201,201,255,0,128,192,224,2
40,248,252,254,3287
E6 3160 DATA255,255,255,255,255
,255,255,255,15,15,15,15,15,
15,15,15,2160
18 3170 DATA255,255,255,255,0,0
,0,0,0,255,255,255,255,255,2
55,255,2805
08 3180 DATA255,255,255,255,255
,255,255,0,63,63,63,63,63,63
,63,63,2289
DD 3190 DATA51,51,204,204,51,51
,204,204,252,252,252,252,252
,252,252,252,3036
D7 3200 DATA255,255,255,255,51,
51,204,204,0,1,3,7,15,31,63,
127,1777

```

```

75 3210 DATA252,252,252,252,252
,252,252,252,231,231,231,224
,224,231,231,231,3850
86 3220 DATA255,255,255,255,240
,240,240,240,231,231,231,224
,224,255,255,255,3886
3E 3230 DATA255,255,255,7,7,231
,231,231,255,255,255,255,255
,255,0,0,3002
D7 3240 DATA255,255,255,224,224
,231,231,231,231,231,231,0,0
,255,255,255,3364
F8 3250 DATA255,255,255,0,0,231
,231,231,231,231,231,7,7,231
,231,231,2858
39 3260 DATA63,63,63,63,63,63,6
3,63,31,31,31,31,31,31,31,31
,752
DA 3270 DATA248,248,248,248,248
,248,248,248,0,0,255,255,255
,255,255,255,3514
D5 3280 DATA0,0,0,255,255,255,2
55,255,255,255,255,255,255,0
,0,0,2550
85 3290 DATA252,252,252,252,252
,252,0,0,255,255,255,255,15,
15,15,15,2592
8D 3300 DATA240,240,240,240,255
,255,255,255,231,231,231,7,7
,255,255,255,3452
22 3310 DATA15,15,15,15,255,255
,255,255,15,15,15,15,240,240
,240,240,2100
50 3320 DATA48,31,255,48,31,255
,24,54,96,15,236,48,7,216,24
,0,1388

```

PROGRAM: LOADER.3

```

85 10 REM*****
B9 20 REM* LOADER.3 *
84 30 REM* HOUR-GLASS *
C7 40 REM*****
9B 2000 FORL=0TO45: CX=0:FORD=0T
O15:READA: CX=CX+A:POKE8192+L
*16+D,A:NEXTD
82 2010 READA: IFA<>CXTHENPRINT"
ERROR IN LINE";2040+(L*10):S
TOP
0F 2020 NEXTL:END
02 2040 DATA224,239,224,248,251
,251,253,253,0,255,0,0,255,2
55,255,255,3218
83 2050 DATA7,247,7,31,223,223,
191,191,254,255,255,255,255,
255,255,254,3158
BD 2060 DATA255,126,189,219,219
,153,0,0,127,255,255,255,255
,255,255,127,2945
5C 2070 DATA252,252,248,248,248
,224,239,224,0,0,0,0,63,0,25
5,0,2253
FB 2080 DATA63,63,31,31,31,7,19
9,7,224,239,224,248,251,251,
253,253,2375
A4 2090 DATA0,255,0,0,195,255,2
55,255,7,247,7,31,223,223,19
1,191,2335
71 2100 DATA254,255,255,255,255
,255,255,254,255,126,189,219
,219,153,0,24,3223

```

```

37 2110 DATA127,255,255,255,255
,255,255,127,252,252,248,248
,248,224,239,224,3719
D9 2120 DATA0,0,0,28,63,0,255,0
,63,63,31,31,31,7,199,7,778
34 2130 DATA224,239,224,248,248
,251,253,253,0,255,0,0,129,2
27,255,255,3061
OD 2140 DATA7,247,7,31,223,223,
191,191,254,255,255,255,255,
255,255,254,3158
01 2150 DATA255,126,189,219,219
,153,0,24,127,255,255,255,25
5,255,255,127,2969
E7 2160 DATA252,252,248,248,248
,224,239,224,0,0,16,124,255,
0,255,0,2585
63 2170 DATA63,63,31,31,31,7,19
9,7,224,239,224,248,248,249,
253,253,2370
B8 2180 DATA0,255,0,0,128,129,2
31,255,7,247,7,31,31,95,191,
191,1798
BB 2190 DATA254,255,255,255,255
,255,255,254,255,126,189,219
,219,153,0,0,3199
3F 2200 DATA127,255,255,255,255
,255,255,127,252,252,248,249
,251,224,239,224,3723
2A 2210 DATA16,0,28,127,255,0,2
55,0,63,63,31,159,223,7,199,
7,1433
D0 2220 DATA224,239,224,248,248
,248,253,253,0,255,0,0,0,0,2
31,255,2678
A6 2230 DATA7,247,7,31,31,31,63
,191,254,255,255,255,255,255
,255,254,2646
31 2240 DATA255,126,189,219,219
,137,16,8,127,255,255,255,25
5,255,255,127,2953
53 2250 DATA252,252,249,249,251
,224,239,224,16,24,127,255,2
55,0,255,0,2872
F9 2260 DATA63,63,31,159,223,7,
199,7,224,239,224,248,248,24
8,252,252,2687
6E 2270 DATA0,255,0,0,0,0,0,255
,7,247,7,31,31,31,63,63,990
40 2280 DATA254,255,255,255,255
,255,255,254,255,126,189,219
,219,137,16,8,3207
33 2290 DATA127,255,255,255,255
,255,255,127,252,252,251,251
,251,224,239,224,3728
D1 2300 DATA16,126,255,255,255,
0,255,0,63,63,159,159,223,7,
199,7,2042
53 2310 DATA224,239,224,248,248
,248,252,252,0,255,0,0,0,0,0
,48,2238
7B 2320 DATA7,247,7,31,31,31,63
,63,254,255,255,255,255,255,
255,254,2518
5C 2330 DATA255,126,189,219,219
,137,16,8,127,255,255,255,25
5,255,255,127,2953
0C 2340 DATA252,252,251,251,251
,224,239,224,126,255,255,255
,255,0,255,0,3345
32 2350 DATA63,63,223,223,223,7
,199,7,224,239,224,248,248,2
48,252,252,2943
B8 2360 DATA0,255,0,0,0,0,0,0,7
,247,7,31,31,31,63,63,735
ED 2370 DATA254,255,255,255,255
,255,255,254,199,126,189,219
,219,137,16,56,3199
FB 2380 DATA127,255,255,255,255
,255,255,127,253,253,251,251
,251,224,239,224,3730
D2 2390 DATA255,255,255,255,255

```


LISTINGS

<pre> ,0,255,0,191,191,223,223,223 ,7,199,7,2794 4E 2400 DATA224,239,224,248,248 ,248,252,252,0,255,0,0,0,0,0 ,0,2190 A9 2410 DATA7,247,7,31,31,31,63 ,63,254,255,255,255,255,255, 255,254,2518 AE 2420 DATA0,70,189,219,219,13 7,16,255,127,255,255,255,255 ,255,255,127,2889 EA 2430 DATA253,253,251,251,251 ,224,239,224,255,255,255,255 ,255,0,255,0,3476 30 2440 DATA191,191,223,223,223 ,7,199,7,224,239,224,248,248 ,248,252,252,3199 76 2450 DATA0,255,0,0,0,0,0,7 ,247,7,31,31,31,63,63,735 05 2460 DATA254,255,255,255,255 ,255,255,254,0,0,129,195,195 ,129,126,255,3067 41 2470 DATA127,255,255,255,255 ,255,255,127,253,253,251,251 ,251,224,239,224,3730 7E 2480 DATA255,255,255,255,255 ,0,255,0,191,191,223,223,223 ,7,247,7,2842 C7 2490 DATA195,207,207,207,207 ,207,195,255,32,32,210,255,1 69,92,32,210,2712 </pre>	<pre> AC 2120 DATA5,24,32,240,255,173 ,179,2,32,140,24,96,240,16,2 01,1,1660 84 2130 DATA240,20,201,2,240,24 ,169,89,160,29,32,30,171,96, 169,231,1903 OD 2140 DATA160,28,32,30,171,96 ,169,13,160,29,32,30,171,96, 169,51,1437 B4 2150 DATA160,29,32,30,171,96 ,169,3,141,134,2,169,147,32, 210,255,1780 EO 2160 DATA169,0,141,33,208,16 9,12,141,32,208,169,26,141,2 4,208,32,1713 E1 2170 DATA245,24,32,73,24,32, 110,24,32,125,24,162,5,160,3 2,24,1128 AF 2180 DATA32,240,255,169,193, 160,28,32,30,171,169,0,32,19 ,24,169,1723 OF 2190 DATA27,141,6,6,96,162,1 2,160,0,24,32,240,255,169,15 3,160,1643 CB 2200 DATA27,32,30,171,169,10 ,141,172,2,169,196,160,27,32 ,30,171,1539 6F 2210 DATA206,172,2,208,244,1 69,239,160,27,32,30,171,96,1 62,18,160,2096 EB 2220 DATA0,24,32,240,255,169 ,239,160,27,32,30,171,169,15 3,160,27,1888 5B 2230 DATA32,30,171,169,19,32 ,210,255,96,162,20,160,0,24, 32,240,1652 OD 2240 DATA255,169,3,141,172,2 ,169,24,160,28,32,30,171,206 ,172,2,1736 C3 2250 DATA208,244,96,162,12,1 60,0,24,32,240,255,169,8,141 ,172,2,1925 3B 2260 DATA169,24,160,28,32,30 ,171,206,172,2,208,244,169,2 7,141,6,1789 DB 2270 DATA6,96,169,32,141,104 ,7,141,105,7,141,106,7,169,0 ,141,1372 01 2280 DATA172,2,141,173,2,133 ,162,169,255,141,175,2,32,22 8,255,208,2250 BA 2290 DATA34,172,173,2,204,16 ,24,208,3,76,149,26,165,162, 205,17,1636 F1 2300 DATA24,208,233,238,173, 2,169,0,133,162,173,173,2,32 ,19,24,1765 56 2310 DATA76,140,25,201,13,24 0,35,201,20,208,20,32,57,25, 169,32,1494 2E 2320 DATA141,104,7,141,105,7 ,141,106,7,32,127,29,76,140, 25,201,1389 DB 2330 DATA47,144,185,201,58,1 76,181,76,221,25,76,252,25,1 41,167,2,1977 7F 2340 DATA173,105,7,141,104,7 ,173,106,7,141,105,7,173,167 ,2,141,1559 57 2350 DATA106,7,238,172,2,173 ,172,2,201,3,208,144,169,255 ,141,174,2167 59 2360 DATA2,173,106,7,201,32, 240,72,56,233,48,141,174,2,1 73,105,1765 A2 2370 DATA7,201,32,240,46,56, 233,48,168,24,173,174,2,105, 10,141,1660 8F 2380 DATA174,2,136,208,244,1 73,104,7,201,32,240,23,233,4 8,201,1,2027 FO 2390 DATA240,8,169,255,141,1 </pre>	<pre> 74,2,76,80,26,24,173,174,2,1 05,100,1749 05 2400 DATA141,174,2,173,174,2 ,205,171,2,208,5,169,0,141,1 75,2,1744 85 2410 DATA173,175,2,240,45,32 ,57,25,162,20,160,5,24,32,24 0,255,1647 07 2420 DATA169,67,160,28,32,30 ,171,162,21,160,0,24,32,240, 255,169,1720 45 2430 DATA130,160,27,32,30,17 1,32,199,26,169,0,172,171,2, 32,11,1364 A4 2440 DATA27,96,32,57,25,162, 21,160,5,24,32,240,255,169,9 8,160,1563 4F 2450 DATA28,32,30,171,96,169 ,255,141,175,2,32,57,25,162, 20,160,1555 95 2460 DATA5,24,32,240,255,169 ,73,160,27,32,30,171,162,21, 160,0,1561 94 2470 DATA24,32,240,255,169,1 30,160,27,32,30,171,32,199,2 6,169,0,1696 C2 2480 DATA172,171,2,32,11,27, 96,162,21,160,23,24,32,240,2 55,172,1600 DB 2490 DATA15,24,169,0,32,11,2 7,169,32,32,210,255,169,92,3 2,210,1479 64 2500 DATA255,172,169,2,169,0 ,32,11,27,169,29,32,210,255, 169,61,1762 04 2510 DATA32,210,255,96,169,2 55,141,14,212,141,15,212,169 ,128,141,18,2208 F9 2520 DATA12,141,24,212,173, 27,212,141,168,2,96,32,145,1 79,32,221,2017 FD 2530 DATA189,32,30,171,96,32 ,244,26,205,18,24,176,248,24 0,246,141,2118 03 2540 DATA169,2,32,244,26,201 ,13,176,249,240,247,141,15,2 4,160,0,1939 3C 2550 DATA140,171,2,173,171,2 ,24,109,15,24,141,171,2,200, 204,169,1718 2E 2560 DATA2,208,240,32,127,29 ,76,114,25,5,83,79,82,82,89, 32,1305 8D 2570 DATA89,79,85,32,72,65,8 6,69,32,82,85,78,32,79,85,84 ,1134 30 2580 DATA32,79,70,32,84,73,7 7,69,0,5,87,72,65,84,32,73,9 34 E1 2590 DATA83,32,84,72,69,32,6 5,78,83,87,69,82,32,84,79,46 ,1077 2E 2600 DATA46,0,29,5,32,32,32, 32,32,84,72,69,32,65,78,83,7 23 FB 2610 DATA87,69,82,32,73,83,4 6,46,0,32,5,32,32,32,32,7 15 6D 2620 DATA32,32,32,32,32,32,3 2,32,32,32,32,32,32,32,32,32 ,512 1B 2630 DATA32,32,32,32,32,32,3 2,32,32,32,32,32,32,32,32,32 ,512 6F 2640 DATA159,32,32,0,32,5,32 ,32,32,32,32,32,32,32,32,32, 580 CF 2650 DATA32,32,32,32,32,32,3 2,32,32,32,32,32,32,32,32,32 ,512 C7 2660 DATA32,32,32,32,32,32,3 2,32,32,32,32,159,93,32,0,32 </pre>
---	--	--

PROGRAM: LOADER.4

```

AF 10 REM*****
82 20 REM*   LOADER.4   *
23 30 REM OBJECT CODE PART 1 *
59 40 REM*****
98 2000 FORL=0TO89: CX=0:FORD=0T
O15: READA: CX=CX+A: POKE6144+L
*16+D,A: NEXTD
82 2010 READA: IFA<>CXTHENPRINT"
ERROR IN LINE": 2040+(L*10): S
TOP
OF 2020 NEXTL: END
CF 2040 DATA76,182,24,76,57,25,
76,83,25,76,21,27,234,234,23
4,8,1458
61 2050 DATA10,60,3,168,169,0,1
33,251,133,252,192,0,240,25,
192,10,1838
29 2060 DATA208,5,160,0,76,55,2
4,24,165,251,105,72,133,251,
165,252,1946
24 2070 DATA105,0,133,252,136,2
08,240,24,105,32,133,252,160
,0,177,251,2208
46 2080 DATA153,64,42,200,192,7
3,208,246,96,169,130,160,28,
32,30,171,1994
70 2090 DATA169,8,141,172,2,169
,135,160,28,32,30,171,206,17
2,2,208,1805
E3 2100 DATA244,169,164,160,28,
32,30,171,169,27,141,105,4,9
6,162,2,1704
7D 2110 DATA160,5,24,32,240,255
,173,178,2,32,140,24,96,162,
7,160,1690

```


LISTINGS

<pre> ,668 AA 2670 DATA159,95,33,33,33,33, 33,33,33,33,33,33,33,33,33,3 3,716 6C 2680 DATA33,33,33,33,33,33,3 3,33,33,33,33,33,33,33,33,3 ,528 2A 2690 DATA33,33,33,33,33,33,9 4,0,29,5,32,32,32,32,32,32,5 18 DD 2700 DATA32,32,32,32,32,32,3 2,32,32,32,32,32,32,32,32,32 ,512 CB 2710 DATA32,32,32,32,32,32,3 2,32,32,32,32,32,32,32,32,15 9,639 DE 2720 DATA93,29,0,5,32,32,83, 79,82,82,89,32,84,72,65,84,9 43 52 2730 DATA32,65,78,83,87,69,8 2,32,73,83,32,87,82,79,78,71 ,1113 OB 2740 DATA32,0,5,32,32,32,87, 69,76,76,32,68,79,78,69,46,8 13 DF 2750 DATA46,46,46,89,79,85,3 2,65,82,69,32,82,73,71,72,84 ,1053 A8 2760 DATA32,0,159,19,17,13,0 ,29,29,29,29,29,29,29,29,29, 501 E9 2770 DATA29,29,29,29,32,32,1 46,64,64,64,64,64,64,64,64,6 4,902 E5 2780 DATA64,93,13,0,29,29,29 ,29,29,29,29,29,29,29,29,29, 518 42 2790 DATA29,32,32,146,95,33, 33,33,33,33,33,33,33,33,94,1 3,738 48 2800 DATA0,5,200,201,202,159 ,40,17,157,157,157,157,5,203 ,204,205,2069 97 2810 DATA159,41,17,157,157,1 57,157,5,206,207,208,159,41, 17,157,157,2002 C8 2820 DATA157,157,45,43,43,42 ,0,5,210,211,212,159,40,17,1 57,157,1655 52 2830 DATA157,157,5,213,214,2 15,159,41,17,157,157,157,157 ,5,216,217,2244 34 2840 DATA218,159,41,17,157,1 57,157,157,45,43,43,42,0,5,2 19,220,1680 4A 2850 DATA221,159,40,17,157,1 57,157,157,5,255,223,160,159 ,41,17,157,2082 48 2860 DATA157,157,157,5,161,1 62,163,159,41,17,157,157,157 ,157,45,43,1895 F8 2870 DATA43,42,0,5,164,165,1 66,159,40,17,157,157,157,157 ,5,167,1601 79 2880 DATA168,169,159,41,17,1 57,157,157,157,5,170,171,172 ,159,41,17,1917 8B 2890 DATA157,157,157,157,45, 43,43,42,0,5,173,174,175,159 ,40,17,1544 98 2900 DATA157,157,157,157,5,1 76,177,178,159,41,17,157,157 ,157,157,5,2014 46 2910 DATA179,180,181,159,41, 17,157,157,157,157,45,43,43, 42,0,162,1720 97 2920 DATA21,160,2,24,32,240, 255,169,105,160,27,32,30,171 ,32,199,1659 E6 2930 DATA26,96,100,148,205,1 36,136,136,202,136,136,136,2 04,136,204,205,2342 </pre>	<div style="border: 1px solid black; padding: 5px; margin-bottom: 10px;">PROGRAM: LOADER.5</div> <pre> 85 10 REM***** 13 20 REM* LOADER.5 * 12 30 REM* OBJECT CODE PART 2 * 73 40 REM***** F6 2000 FORL=OTO213: CX=0:FORD=0 TO15:READA: CX=CX+A:POKE32768 +L*16+D,A:NEXTD 82 2010 READA: IFAC >CX THEN PRINT" ERROR IN LINE";2040+(L*10):S TOP OF 2020 NEXTL:END D9 2040 DATA76,146,131,8,10,0,0 ,172,188,2,169,0,133,251,169 ,144,1599 BB 2050 DATA133,252,192,0,240,1 6,24,165,251,105,80,133,251, 165,252,105,2364 A7 2060 DATA0,133,252,136,208,2 40,172,188,2,185,87,129,141, 34,208,185,2300 B2 2070 DATA133,129,141,35,208, 169,95,133,253,169,4,133,254 ,169,95,133,2253 84 2080 DATA170,169,216,133,171 ,173,3,128,141,6,128,169,54, 133,1,160,1955 8B 2090 DATA0,177,251,145,253,1 70,189,78,141,145,170,200,20 4,4,128,208,2463 CE 2100 DATA240,206,6,128,240,4 3,24,165,253,105,40,133,253, 165,254,105,2360 13 2110 DATA0,133,254,24,165,17 0,105,40,133,170,165,171,105 ,0,133,171,1939 FF 2120 DATA24,165,251,109,4,12 8,133,251,165,252,105,0,133, 252,76,79,2127 B3 2130 DATA128,169,55,133,1,96 ,169,26,141,24,208,173,22,20 8,9,16,1578 40 2140 DATA141,22,208,160,0,14 0,191,2,140,192,2,140,201,2, 169,255,1965 9E 2150 DATA141,200,2,162,128,1 85,1,129,157,78,141,200,232, 224,214,208,2402 27 2160 DATA244,169,0,141,203,2 ,141,206,2,141,205,2,141,207 ,2,141,1947 B7 2170 DATA39,208,141,195,2,14 1,196,2,141,197,2,141,198,2, 160,0,1765 A5 2180 DATA169,1,153,224,134,2 00,192,15,208,248,173,193,2, 208,9,169,2298 37 2190 DATA30,141,219,137,141, 221,137,96,169,52,141,221,13 7,141,219,137,2339 4A 2200 DATA96,13,13,13,13,13,1 3,13,13,13,13,15,15,15,15,15 ,301 8F 2210 DATA15,15,15,15,15,15,1 5,15,15,15,15,15,15,15,15,15 ,240 A5 2220 DATA14,14,14,15,15,15,1 5,15,13,13,14,14,14,14,13,13 ,225 EE 2230 DATA13,13,13,13,13,15,1 5,15,15,15,15,15,15,15,15,15 ,230 8C 2240 DATA15,15,15,15,15,15,1 </pre>	<pre> 5,15,15,15,15,14,14,13,13,13 ,232 97 2250 DATA13,13,13,13,13,13,1 3,8,8,8,8,8,8,8,8,8,163 DA 2260 DATA8,8,8,8,8,8,8,8,8,8,8 ,8,8,8,8,8,11,131 85 2270 DATA11,11,11,11,11,11,1 1,11,11,11,8,8,8,8,8,8,158 OC 2280 DATA8,8,8,8,11,13,13,13 ,13,13,13,13,13,13,13,13,186 D9 2290 DATA13,13,13,13,13,13,1 3,13,13,13,13,13,13,12,12,12 ,205 59 2300 DATA12,12,12,12,12,12,1 2,12,13,13,13,13,13,13,13,13 ,200 06 2310 DATA13,13,12,173,200,2, 48,3,32,144,135,173,191,2,20 1,8,1350 55 2320 DATA208,17,173,192,2,20 1,11,208,10,173,201,2,201,4, 208,3,1814 C9 2330 DATA169,2,96,173,193,2, 240,6,32,229,137,76,227,129, 32,228,1971 42 2340 DATA255,240,251,201,83, 208,15,32,179,136,32,224,130 ,32,179,136,2333 51 2350 DATA32,224,130,76,44,13 0,201,78,208,15,32,204,136,3 2,185,130,1857 53 2360 DATA32,204,136,32,185,1 30,76,44,130,201,87,208,15,3 2,254,136,1902 50 2370 DATA32,7,131,32,254,136 ,32,7,131,76,44,130,201,69,2 08,12,1502 F8 2380 DATA32,229,136,32,56,13 1,32,229,136,32,56,131,173,0 ,208,201,1814 6D 2390 DATA142,240,76,201,204, 240,101,173,1,208,201,66,240 ,7,201,109,2410 F4 2400 DATA240,32,76,179,129,3 2,53,141,206,192,2,32,128,13 5,32,91,1700 99 2410 DATA137,185,110,137,141 ,188,2,32,7,128,169,107,141, 1,208,76,1769 65 2420 DATA107,135,32,53,141,2 38,192,2,32,128,135,32,91,13 7,185,110,1750 98 2430 DATA137,141,188,2,32,7, 128,169,68,141,1,208,76,107, 135,32,1572 17 2440 DATA53,141,206,191,2,32 ,128,135,32,91,137,185,110,1 37,141,188,1909 59 2450 DATA2,32,7,128,169,200, 141,0,208,76,107,135,32,53,1 41,238,1669 E7 2460 DATA191,2,32,128,135,32 ,91,137,185,110,137,141,188, 2,32,7,1550 31 2470 DATA128,169,144,141,0,2 08,76,107,135,173,0,208,141, 189,2,173,1994 38 2480 DATA1,208,141,190,2,206 ,190,2,32,23,137,160,0,177,1 80,32,1681 D7 2490 DATA108,131,240,11,200, 177,180,32,108,131,240,3,206 ,1,208,96,2072 81 2500 DATA173,0,208,141,189,2 ,173,1,208,24,105,21,141,190 ,2,32,1610 D0 2510 DATA23,137,160,0,177,18 0,32,108,131,240,11,200,177, 180,32,108,1896 74 2520 DATA131,240,3,238,1,208 ,96,173,1,208,141,190,2,173, </pre>
---	---	--

LISTINGS

	0,208,2013		0,255,169,1940		30	3080 DATA69.65.71.76.69.0.65
97	2530 DATA141,189,2,238,189,2	5D	2800 DATA211,160,138,32,30,1			,32,87,73,90,65,82,68,0,65,9
	,32,23,137,160,0,177,180,32,		71,162,4,160,13,24,32,240,25			77
	108,131,1741		5,169,221,2022		87	3090 DATA32,71,78,79,77,69,0
BF	2540 DATA240,21,160,40,177,1	F2	2810 DATA160,138,32,30,171,1			,65,32,90,79,77,66,73,69,0,9
	80,32,108,131,240,12,160,80,		62,5,160,13,24,32,240,255,16			57
	177,180,32,1970		9,231,160,1982		21	3100 DATA65,32,80,73,69,67,6
E2	2550 DATA108,131,240,3,206,0	F2	2820 DATA138,32,30,171,162,6			9,32,79,70,32,84,72,69,32,75
	,208,96,173,1,208,141,190,2,		,160,13,24,32,240,255,169,24			,1000
	173,0,1880		4,160,138,1974		51	3110 DATA69,89,0,6,4,8,3,3,1
42	2560 DATA208,24,105,19,141,1	67	2830 DATA32,30,171,162,14,16			,2,4,0,6,0,0,3,198
	89,2,238,189,2,32,23,137,160		0,14,24,32,240,255,169,0,160		24	3120 DATA8,0,11,4,9,5,8,11,0
	,0,177,1646		,139,32,1634			,11,2,2,10,3,7,8,99
6D	2570 DATA180,32,108,131,240,	E3	2840 DATA30,171,32,228,255,2		BC	3130 DATA11,0,2,2,2,0,2,2,0,
	21,160,40,177,180,32,108,131		40,251,201,49,144,247,201,53			2,2,2,0,0,0,27
	,240,12,160,1952		,176,243,32,2553		1A	3140 DATA1,1,1,1,1,1,1,1,1,1
06	2580 DATA80,177,180,32,108,1	01	2850 DATA210,255,56,233,49,1			,1,1,1,1,1,2,17
	31,240,3,238,0,208,96,201,13		41,178,2,162,15,160,14,24,32		04	3150 DATA0,2,2,2,2,2,0,2,0,2
	7,240,31,2102		,240,255,2026			,0,0,0,0,0,0,14
9A	2590 DATA201,136,240,27,201,	7A	2860 DATA169,13,160,139,32,3		30	3160 DATA2,0,2,2,0,0,0,0,0,0
	162,240,23,201,167,240,19,20		0,171,32,228,255,240,251,201			,0,0,0,170,170,164,510
	1,168,240,15,2481		,49,144,247,2361		F1	3170 DATA172,160,160,170,170
CB	2600 DATA201,163,240,11,201,	97	2870 DATA201,53,176,243,141,			,170,170,170,170,170,170,170
	146,240,7,201,147,240,3,169,		194,2,56,233,49,205,178,2,24			,170,170,80,88,2530
	0,96,169,2234		0,232,141,2346		79	3180 DATA80,84,80,80,80,80,8
19	2610 DATA255,96,32,39,132,32	D7	2880 DATA179,2,173,194,2,32,			0,80,80,80,90,84,84,84,3,6,1
	,150,128,169,128,141,138,2,3		210,255,169,26,160,139,32,30			155
	2,0,24,1498		,171,32,1806		BB	3190 DATA8,10,13,5,3,3,3,3,3
9D	2620 DATA162,1,160,30,24,32,	B1	2890 DATA228,255,240,251,201			,3,3,5,3,3,60,54,182
	240,255,169,168,160,139,32,3		,74,240,12,201,75,208,243,16		AA	3200 DATA48,42,36,160,255,14
	0,171,32,1805		9,0,141,193,2731			0,200,2,185,179,134,205,191,
80	2630 DATA91,137,185,110,137,	5C	2900 DATA2,76,105,133,169,1,			2,208,11,1998
	141,188,2,32,7,128,169,192,1		141,193,2,169,147,32,210,255		B1	3210 DATA185,194,134,205,192
	41,248,7,1915		,162,12,1809			,2,208,3,76,97,135,200,192,1
D7	2640 DATA169,170,141,0,208,1	8F	2910 DATA160,6,24,32,240,255			5,208,232,2278
	69,90,141,1,208,173,21,208,9		,169,94,160,139,32,30,171,16		14	3220 DATA96,170,185,224,134,
	,1,141,1850		9,4,32,1717			240,3,140,200,2,96,169,1,141
3B	2650 DATA21,208,32,179,129,2	A2	2920 DATA31,141,96,173,200,2			,21,208,2030
	01,2,208,15,160,3,162,13,24,		,168,24,105,212,141,249,7,18		08	3230 DATA32,67,135,173,200,2
	32,240,1629		5,235,133,2102			,201,255,240,3,32,131,133,76
52	2660 DATA255,169,44,160,140,	23	2930 DATA141,37,208,185,250,			,179,129,1988
	32,30,171,160,6,162,16,24,32		,133,141,40,208,185,9,134,141		89	3240 DATA162,13,160,3,24,32,
	,240,255,1896		,38,208,185,2243			240,255,169,133,160,139,32,3
85	2670 DATA169,115,160,140,32,	EB	2940 DATA209,134,141,28,208,			0,171,96,1819
	30,171,172,207,2,32,66,141,1		185,239,134,141,23,208,185,2		88	3250 DATA173,200,2,201,11,14
	69,129,160,1895		54,134,141,29,2393			4,58,238,201,2,168,169,0,153
6E	2680 DATA140,32,30,171,160,3	51	2950 DATA208,185,13,135,141,			,224,134,2078
	,162,18,24,32,240,255,169,13		2,208,185,30,135,141,3,208,1		00	3260 DATA173,201,2,24,105,48
	9,160,140,1875		73,21,208,1996			,141,117,4,169,2,32,31,141,3
61	2690 DATA32,30,171,172,205,2	A4	2960 DATA9,2,141,21,208,140,			2,128,1350
	,32,66,141,169,148,160,140,3		194,2,162,13,160,3,24,32,240		A9	3270 DATA135,32,212,140,169,
	2,30,171,1701		,255,1606			255,141,200,2,162,13,160,3,2
32	2700 DATA172,206,2,32,66,141	9D	2970 DATA169,123,160,139,32,			4,32,240,1920
	,96,169,0,141,32,208,141,33,		30,171,174,194,2,224,11,144,		2B	3280 DATA255,169,199,160,139
	208,169,1816		2,162,11,1748			,32,30,171,169,3,32,31,141,3
96	2710 DATA147,32,210,255,162,	CC	2980 DATA189,36,134,168,189,			2,128,135,1826
	5,160,7,24,32,240,255,169,40		24,134,32,30,171,96,2,4,7,14		10	3290 DATA96,162,14,160,3,24,
	,160,138,2036		,14,1244			32,240,255,169,234,160,139,3
95	2720 DATA32,30,171,162,7,160	36	2990 DATA12,12,12,6,8,8,0,0,			2,30,171,1921
	,8,24,32,240,255,169,67,160,		0,0,2,6,2,6,1,11,86		76	3300 DATA172,200,2,185,51,13
	138,32,1687		0,7,1,1,1,1,1,1,61			5,141,202,2,24,105,48,32,210
FE	2730 DATA30,171,162,9,160,7,	FB	3000 DATA9,9,10,10,10,0,0,0,			,255,169,1933
	24,32,240,255,169,93,160,138		0,7,1,1,1,1,1,1,61		64	3310 DATA31,160,140,32,30,17
	,32,30,1712	D9	3010 DATA8,9,9,9,0,0,0,0,48,			1,169,0,141,203,2,141,204,2,
9E	2740 DATA171,162,20,160,9,24		58,65,80,88,103,115,125,717			173,202,1801
	,32,240,255,169,121,160,138,	EC	3020 DATA134,143,151,160,134		E3	3320 DATA2,24,109,206,2,141,
	32,30,171,1894		,134,134,134,134,134,134,134			206,2,32,3,24,32,9,24,173,17
ED	2750 DATA32,228,255,208,19,1		,134,134,134,134,2196			5,1164
	60,0,238,194,2,173,194,2,153	CB	3030 DATA65,32,80,72,79,69,7		FB	3330 DATA2,240,6,238,204,2,7
	,218,216,2292		8,73,88,0,65,32,66,76,79,66,			6,28,136,238,203,2,169,2,32,
44	2760 DATA200,192,14,208,248,		1020			31,1609
	76,112,132,169,145,160,138,3	DC	3040 DATA0,69,78,67,72,65,78		48	3340 DATA141,206,202,2,208,2
	2,30,171,32,2059		,84,69,68,32,70,73,82,69,0,9			26,173,205,2,24,109,203,2,14
AE	2770 DATA228,255,240,251,201	38	3050 DATA65,32,83,78,65,75,6			1,205,2,2051
	,49,144,247,201,54,176,243,5		9,0,65,32,77,89,83,84,73,67,		C6	3350 DATA173,203,2,205,204,2
	6,233,48,168,2794		1037			,144,49,32,212,140,238,207,2
73	2780 DATA136,185,46,135,141,	F8	3060 DATA32,67,76,79,85,68,0			,172,200,2185
	18,24,185,62,135,141,17,24,1		,65,32,87,72,73,82,76,87,73,		70	3360 DATA2,169,0,153,224,134
	41,199,2,1591		1054			,169,255,141,200,2,32,3,24,3
9C	2790 DATA169,182,160,138,32,	44	3070 DATA78,68,0,65,32,83,79			2,6,1546
	30,171,162,3,160,13,24,32,24		,76,68,73,69,82,0,65,78,32,9		30	3370 DATA24,162,13,160,10,24
			48			

LISTINGS

	.32,240,255,169,167,160,140,32,30,171,1789	CB	3650 DATA96,76,229,137,194,195,196,192,193,199,200,201,197,198,204,205,2912		,5,87,73,84,72,32,65,32,70,889
AC	3380 DATA169,3,32,31,141,32,6,24,96,32,3,24,32,6,24,173,828	9D	3660 DATA206,202,203,209,210,211,207,208,5,87,69,76,67,79,77,69,2185	50	3930 DATA76,65,83,72,32,79,70,32,76,73,71,72,84,32,73,84,1074
BF	3390 DATA208,2,141,191,2,173,209,2,141,192,2,32,91,137,185,110,1818	6C	3670 DATA32,84,79,32,65,67,75,82,79,89,68,39,83,32,83,65,1054	98	3940 DATA32,86,65,78,73,83,72,69,83,0,5,79,72,32,68,69,966
20	3400 DATA137,141,188,2,32,7,128,169,1,141,21,208,169,170,141,0,1655	66	3680 DATA71,65,0,158,65,78,32,69,68,85,67,65,84,73,79,78,1137	3A	3950 DATA65,82,32,32,89,79,85,32,87,73,76,76,32,72,65,86,1063
07	3410 DATA208,169,90,141,1,208,169,255,141,200,2,162,13,160,10,24,1953	06	3690 DATA65,76,32,65,68,86,69,78,84,85,82,69,0,155,66,89,1169	D1	3960 DATA69,32,84,79,32,70,73,71,72,84,13,29,29,29,89,79,934
8C	3420 DATA32,240,255,169,189,160,140,32,30,171,169,3,32,31,141,32,1826	BC	3700 DATA32,65,76,76,69,78,32,65,78,68,32,77,65,82,71,65,1031	A3	3970 DATA85,32,77,85,83,84,32,65,78,83,87,69,82,32,0,32,1006
49	3430 DATA6,24,96,238,195,2,172,195,2,192,5,208,5,160,0,140,1640	06	3710 DATA82,69,84,32,87,69,66,66,0,5,80,82,69,83,83,32,989	F4	3980 DATA83,85,77,83,32,84,79,32,87,73,78,0,5,84,72,69,1023
3A	3440 DATA195,2,185,20,138,141,248,7,32,218,137,96,238,197,2,172,2028	B3	3720 DATA65,78,89,32,75,69,89,32,84,79,32,83,84,65,82,84,1122	31	3990 DATA32,75,69,89,32,80,65,82,84,83,32,77,65,71,73,67,1076
DD	3450 DATA197,2,192,5,208,5,160,0,140,197,2,185,25,138,141,248,1845	E4	3730 DATA0,147,5,67,72,79,79,83,69,32,68,73,70,70,73,67,1054	14	4000 DATA65,76,76,89,32,74,79,73,78,46,32,89,79,85,13,29,1015
94	3460 DATA7,32,218,137,96,238,196,2,172,196,2,192,5,208,5,160,1866	CD	3740 DATA85,76,84,89,32,40,49,61,69,65,83,89,32,32,53,61,1000	D2	4010 DATA29,29,29,32,65,82,69,32,82,69,65,68,89,32,84,79,935
F4	3470 DATA0,140,196,2,185,30,138,141,248,7,32,218,137,96,238,198,2006	CE	3750 DATA72,65,82,68,41,0,147,5,80,76,69,65,83,69,32,67,1021	E8	4020 DATA32,69,78,84,69,82,32,84,72,69,32,67,65,83,84,76,1078
B3	3480 DATA2,172,198,2,192,5,208,5,160,0,140,198,2,185,35,138,1642	C4	3760 DATA72,79,79,83,69,32,89,79,85,82,32,87,69,65,80,79,1161	C4	4030 DATA69,13,0,29,29,29,89,79,85,32,75,73,76,76,69,68,891
F9	3490 DATA141,248,7,32,218,137,96,173,189,2,56,233,24,74,74,74,1778	20	3770 DATA78,83,0,49,46,32,32,32,65,88,69,0,50,46,32,734	C1	4040 DATA0,32,78,65,83,84,73,69,83,13,0,29,65,78,68,32,852
F4	3500 DATA141,189,2,173,190,2,56,233,50,74,74,74,141,190,2,169,1760	9F	3780 DATA32,32,32,66,79,87,0,51,46,32,32,32,83,72,73,781	00	4050 DATA71,79,84,0,32,83,85,77,83,32,82,73,71,72,84,32,1040
E7	3510 DATA0,133,180,169,4,133,181,172,190,2,240,16,24,165,180,105,1894	49	3790 DATA69,76,68,0,52,46,32,32,32,83,87,79,82,68,0,838	2B	4060 DATA79,85,84,32,79,70,0,5,87,69,76,76,32,68,79,78,999
5D	3520 DATA40,133,180,165,181,105,0,133,181,136,208,240,24,165,180,109,2180	30	3800 DATA158,87,69,65,80,79,78,32,49,63,5,32,0,158,87,69,1111	67	4070 DATA69,46,46,46,46,89,79,85,32,87,79,78,0,5,66,69,922
F4	3530 DATA189,2,133,180,165,181,105,0,133,181,96,169,0,172,192,2,1900	8D	3810 DATA65,80,79,78,32,50,63,5,32,0,147,5,80,76,69,65,926	14	4080 DATA84,84,69,82,32,76,85,67,75,32,78,69,88,84,32,84,1121
B7	3540 DATA240,6,24,105,9,136,208,250,24,109,191,2,168,96,0,1,1569	66	3820 DATA83,69,32,67,72,79,79,83,69,32,67,79,78,84,82,79,1134	02	4090 DATA73,77,69,0,169,230,141,249,7,173,2,208,56,233,8,141,1836
3C	3550 DATA8,8,8,5,6,8,5,3,4,2,10,11,9,10,11,19,127	52	3830 DATA76,32,77,69,84,72,79,68,58,13,18,158,75,146,46,46,1117	AC	4100 DATA2,208,173,3,208,56,233,4,141,3,208,169,2,141,29,208,1788
FB	3560 DATA6,8,8,11,19,14,18,21,19,12,17,21,15,17,20,20,246	0C	3840 DATA46,46,5,75,69,89,66,79,65,82,68,13,18,158,74,146,1099	49	4110 DATA141,23,208,169,0,141,28,208,32,17,141,173,249,7,201,227,1965
91	3570 DATA21,19,37,38,38,38,35,38,38,38,36,39,40,40,40,41,576	B3	3850 DATA46,46,46,46,5,74,79,89,83,84,73,67,75,0,5,71,889	74	4120 DATA240,6,206,249,7,76,248,140,173,21,208,41,253,141,21,208,2238
AE	3580 DATA40,40,40,42,17,18,21,18,21,18,21,18,19,17,16,15,381	67	3860 DATA79,79,68,32,76,85,67,75,32,65,78,68,32,72,65,80,1053	F1	4130 DATA96,162,150,160,150,136,208,253,238,40,208,202,208,245,96,141,2693
BE	3590 DATA0,13,22,21,16,15,10,8,4,7,21,43,44,24,24,10,282	7C	3870 DATA80,89,32,72,85,78,84,73,78,71,0,5,89,79,85,32,1032	85	4140 DATA194,2,169,0,133,162,165,162,201,60,208,250,206,194,2,240,2348
95	3600 DATA11,4,8,21,20,21,32,27,17,21,16,21,32,32,32,27,342	D3	3880 DATA83,69,69,32,0,5,32,32,32,32,32,32,32,32,32,578	5D	4150 DATA3,76,34,141,96,173,191,2,141,208,2,173,192,2,141,209,1784
FB	3610 DATA34,14,29,28,29,29,29,9,45,33,34,162,150,160,150,136,208,1270	F8	3890 DATA32,32,32,32,32,32,32,2,32,32,32,32,32,32,32,32,512	7B	4160 DATA2,96,169,0,32,145,179,32,221,189,32,30,171,96,0,136,1530
9F	3620 DATA253,202,208,248,96,173,0,220,41,15,141,194,2,56,169,15,2033	24	3900 DATA32,32,32,32,32,32,32,0,159,75,69,89,32,80,65,82,875	5A	4170 DATA137,206,136,136,136,137,136,137,137,136,137,137,204,205,136,136,2389
21	3630 DATA237,194,2,240,240,201,1,208,3,169,78,96,201,2,208,3,2083	C9	3910 DATA84,83,32,17,157,157,157,157,157,157,157,157,70,79,1935		
3D	3640 DATA169,83,96,201,4,208,3,169,87,96,201,8,208,3,169,69,1774	80	3920 DATA85,78,68,58,32,48,0		

LISTINGS

PROGRAM: LOADER.6

```

85 10 REM*****
BC 20 REM* LOADER.6 *
D3 30 REM* MAP *
BF 40 REM*****
56 2000 FORL=OTO230: CX=0: FORD=0
    TO15: READA: CX=CX+A: POKE36864
    +L*16+D, A: NEXTD
82 2010 READA: IFA<>CX THEN PRINT"
    ERROR IN LINE"; 2040+(L*10): S
    TOP
OF 2020 NEXTL: END
E7 2040 DATA148,128,129,130,136
    ,134,135,136,128,129,137,131
    ,132,133,136,136,2138
OE 2050 DATA137,137,131,132,137
    ,134,135,137,136,137,204,205
    ,134,135,137,136,2304
D3 2060 DATA137,137,136,137,136
    ,137,137,137,204,205,137,136
    ,137,136,137,173,2359
2A 2070 DATA179,175,179,175,136
    ,136,137,136,137,176,177,178
    ,177,178,136,136,2548
A4 2080 DATA137,137,136,136,137
    ,204,136,204,205,137,137,136
    ,136,128,129,130,2365
23 2090 DATA136,136,131,132,133
    ,178,136,204,205,136,130,137
    ,134,135,136,136,2335
57 2100 DATA136,136,173,179,133
    ,136,136,137,137,137,136,136
    ,176,177,136,204,2405
3E 2110 DATA205,136,137,136,137
    ,137,137,136,136,136,137,137
    ,136,136,136,137,2252
9A 2120 DATA136,136,128,129,130
    ,136,136,137,136,136,136,136
    ,131,132,133,136,2144
64 2130 DATA136,173,179,175,136
    ,128,134,135,136,204,205,176
    ,177,178,136,131,2539
27 2140 DATA173,179,175,136,136
    ,136,136,128,129,130,176,177
    ,178,137,137,137,2400
38 2150 DATA136,131,132,133,136
    ,136,136,136,136,136,136,134
    ,135,136,136,136,2161
34 2160 DATA137,136,136,136,137
    ,137,136,136,136,137,137,137
    ,137,136,204,205,2320
D5 2170 DATA204,205,136,136,136
    ,136,136,136,137,204,205,136
    ,175,204,205,128,2619
OE 2180 DATA129,130,136,136,173
    ,179,178,136,136,131,132,133
    ,137,136,176,177,2355
79 2190 DATA204,205,136,204,137
    ,137,136,137,176,177,136,204
    ,205,136,137,137,2604
69 2200 DATA137,136,137,204,173
    ,175,136,136,136,137,137,137
    ,136,137,176,178,2408
7D 2210 DATA204,205,137,136,137
    ,137,137,137,204,205,136,204
    ,205,137,136,136,2593
9A 2220 DATA137,137,137,137,204
    ,205,137,128,129,130,204,205
    ,137,202,203,203,2635
13 2230 DATA202,131,132,133,137
    ,173,202,202,203,202,137,134
    ,135,136,137,176,2572
BB 2240 DATA175,134,135,137,136
    ,176,177,178,136,137,178,137
    ,136,204,205,136,2517
64 2250 DATA136,136,204,205,137
    ,136,136,137,137,137,136,136

```

```

,137,137,137,137,2321
BE 2260 DATA137,137,136,136,136
    ,137,136,137,137,136,136,137
    ,137,136,136,137,2184
8C 2270 DATA137,137,179,175,137
    ,128,129,130,137,136,136,137
    ,177,178,136,131,2320
B9 2280 DATA132,133,204,205,136
    ,137,136,137,137,134,135,136
    ,137,128,129,130,2286
ED 2290 DATA136,136,137,131,132
    ,133,128,129,130,136,173,179
    ,175,134,135,136,2260
25 2300 DATA131,132,133,136,176
    ,177,178,136,137,137,134,135
    ,136,136,136,136,2286
35 2310 DATA136,136,136,204,205
    ,136,204,205,136,137,137,137
    ,136,136,137,137,2455
70 2320 DATA136,128,136,136,136
    ,136,136,136,204,205,136,131
    ,136,137,137,137,2303
75 2330 DATA136,136,136,137,137
    ,134,204,205,136,136,137,137
    ,137,173,179,175,2435
A0 2340 DATA205,136,136,137,137
    ,131,132,133,137,137,136,173
    ,179,175,136,134,2354
32 2350 DATA135,136,204,205,137
    ,176,177,178,137,136,136,137
    ,137,137,137,137,2442
CB 2360 DATA136,136,136,137,137
    ,136,136,137,173,175,137,137
    ,136,136,137,137,2259
42 2370 DATA136,137,176,178,136
    ,136,137,137,137,136,137,137
    ,136,137,137,137,2267
84 2380 DATA136,136,173,179,175
    ,136,204,205,137,136,136,136
    ,176,177,178,205,2625
46 2390 DATA131,132,133,137,136
    ,136,137,137,173,175,134,135
    ,204,205,137,137,2379
58 2400 DATA137,136,176,178,137
    ,137,136,136,136,136,137,136
    ,137,137,136,136,2264
65 2410 DATA137,137,137,137,137
    ,136,136,137,137,137,137,137
    ,136,136,136,137,2187
A2 2420 DATA137,137,137,136,136
    ,136,137,136,137,128,129,130
    ,137,173,179,175,2280
22 2430 DATA204,205,137,131,132
    ,133,137,176,177,178,137,136
    ,136,134,135,137,2425
C2 2440 DATA134,135,136,173,179
    ,175,136,137,131,132,136,136
    ,136,176,177,178,2407
78 2450 DATA204,205,134,135,136
    ,136,137,137,137,136,136,136
    ,136,137,136,136,2314
BB 2460 DATA137,137,137,137,136
    ,136,136,136,136,136,136,136
    ,136,136,137,137,2182
13 2470 DATA136,137,136,137,137
    ,137,137,137,136,136,136,137
    ,137,204,205,136,2321
BF 2480 DATA137,136,136,202,203
    ,203,205,137,137,137,137,136
    ,137,137,203,202,2585
FB 2490 DATA173,179,175,136,136
    ,136,137,137,173,179,176,177
    ,178,137,136,136,2501
F6 2500 DATA136,136,176,177,136
    ,137,204,205,136,137,137,136
    ,137,136,136,136,2398
FO 2510 DATA136,137,137,136,136
    ,128,129,130,136,137,137,137
    ,137,136,137,131,2157
67 2520 DATA132,133,136,136,136
    ,136,136,136,136,134,135,136
    ,179,175,137,137,2250

```

```

5E 2530 DATA136,137,137,137,128
    ,129,177,178,136,136,137,137
    ,136,136,131,132,2240
85 2540 DATA131,132,133,137,136
    ,137,137,137,202,203,134,135
    ,136,136,136,137,2299
99 2550 DATA136,202,203,204,128
    ,129,130,136,136,136,137,136
    ,136,136,131,132,2348
7B 2560 DATA133,136,136,137,136
    ,137,136,136,134,135,137,137
    ,136,136,136,136,2174
F5 2570 DATA136,136,136,204,205
    ,136,136,136,136,137,137,136
    ,179,175,137,137,2399
AE 2580 DATA137,136,204,205,204
    ,205,177,178,136,136,137,137
    ,137,173,179,175,2656
C9 2590 DATA131,132,133,137,136
    ,136,136,137,173,179,134,135
    ,136,136,137,137,2245
03 2600 DATA137,136,176,177,137
    ,137,136,137,137,137,136,136
    ,137,137,136,137,2266
4A 2610 DATA137,137,136,137,137
    ,137,137,137,137,136,137,137
    ,136,137,137,137,2189
4C 2620 DATA136,137,137,136,137
    ,137,136,136,136,137,137,137
    ,204,205,204,205,2457
4A 2630 DATA137,137,136,136,128
    ,129,137,204,205,136,136,137
    ,137,137,131,132,2295
46 2640 DATA209,210,207,136,136
    ,136,136,207,207,209,207,137
    ,137,137,137,136,2684
F4 2650 DATA137,136,136,210,136
    ,136,136,136,136,136,136,136
    ,136,206,207,136,2392
76 2660 DATA136,136,137,137,137
    ,136,136,137,207,207,136,136
    ,136,136,136,210,2396
AF 2670 DATA209,206,209,210,206
    ,137,136,136,136,137,137,209
    ,204,205,136,204,2817
D8 2680 DATA205,137,137,204,205
    ,136,136,204,205,136,204,205
    ,136,136,136,136,2658
02 2690 DATA202,202,203,137,136
    ,137,137,206,207,137,203,203
    ,136,136,137,137,2656
E7 2700 DATA136,136,137,209,202
    ,203,137,136,137,136,136,136
    ,136,210,137,203,2527
F4 2710 DATA202,137,136,136,136
    ,137,137,207,202,137,136,137
    ,137,137,136,136,2386
4A 2720 DATA136,206,203,136,136
    ,136,136,137,137,137,137,137
    ,203,202,137,137,2453
28 2730 DATA136,136,136,136,210
    ,207,203,137,202,137,137,137
    ,137,209,136,137,2533
8A 2740 DATA176,177,178,137,136
    ,136,136,136,173,179,206,207
    ,136,136,136,137,2522
6A 2750 DATA137,137,176,177,209
    ,210,136,137,137,137,136,136
    ,136,137,207,136,2481
44 2760 DATA136,136,136,136,136
    ,137,136,136,136,209,136,136
    ,137,137,136,136,2252
F7 2770 DATA136,136,136,137,137
    ,137,136,136,137,136,137,136
    ,204,205,136,137,2319
B3 2780 DATA136,136,137,137,207
    ,206,204,137,204,137,207,209
    ,204,136,136,136,2669
20 2790 DATA206,209,137,136,136
    ,137,136,202,203,202,210,136
    ,136,137,137,137,2597
59 2800 DATA136,136,203,203,136

```


LISTINGS

	.136,136,136,136,136,136,203 .202,203,136,136,2510		.209,137,136,137,2258	56	3350 DATA146,147,147,146,181 .146,146,146,147,147,147,147 .146,180,183,147,2449
C1	2810 DATA137,136,136,137,136 .136,136,203,136,136,136,136 .136,136,202,137,2312	OB	3080 DATA137,136,136,137,137 .206,210,207,137,137,136,137 .137,207,207,209,2613	80	3360 DATA146,146,146,146,146 .146,146,182,146,146,146,147 .147,147,146,147,2376
38	2820 DATA203,136,202,137,137 .136,136,137,137,203,202,202 .136,203,136,136,2579	5A	3090 DATA204,205,136,136,136 .136,136,204,205,136,205,136 .204,136,136,136,2587	2B	3370 DATA146,146,180,181,147 .146,146,146,146,146,180,181 .182,183,146,146,2548
8E	2830 DATA136,136,202,137,137 .136,136,136,136,203,202,137 .136,136,136,136,2378	1B	3100 DATA136,136,136,204,207 .136,136,136,136,136,136,136 .136,136,136,136,2315	F1	3380 DATA147,146,146,147,182 .183,146,180,181,146,146,146 .146,180,181,146,2549
F6	2840 DATA137,137,136,136,128 .129,130,137,207,206,204,205 .136,137,131,132,2428	7F	3110 DATA136,136,136,136,136 .136,136,136,136,136,136,136 .136,136,136,136,2176	98	3390 DATA151,152,153,147,146 .147,147,146,148,149,155,156 .157,147,147,146,2394
4B	2850 DATA133,209,210,137,137 .137,136,137,134,135,136,136 .136,207,137,137,2394	F7	3120 DATA136,136,136,136,136 .136,136,136,136,136,136,136 .209,136,136,136,2249	EB	3400 DATA147,146,147,148,147 .147,146,146,147,147,146,147 .146,147,146,147,2347
07	2860 DATA137,137,136,137,136 .137,137,137,137,136,137,137 .136,137,136,136,2186	E4	3130 DATA136,136,136,207,206 .206,206,209,210,136,136,136 .137,210,209,210,2826	5D	3410 DATA147,147,146,146,147 .147,148,149,147,146,146,147 .146,147,147,146,2349
17	2870 DATA137,137,209,136,136 .137,137,136,136,137,137,137 .207,210,137,137,2403	11	3140 DATA210,209,206,207,207 .207,209,210,206,209,206,209 .206,207,136,137,3181	58	3420 DATA147,147,146,147,146 .147,147,147,147,180,181,147 .181,146,147,180,2483
EE	2880 DATA136,137,137,136,207 .206,207,209,206,136,207,209 .210,209,209,137,2898	53	3150 DATA136,207,209,210,206 .207,207,136,136,136,136,137 .207,207,207,207,2891	6B	3430 DATA181,146,147,182,183 .147,180,181,147,182,183,180 .181,147,180,181,2728
45	2890 DATA202,137,202,136,136 .136,137,204,205,136,203,202 .136,136,137,136,2581	43	3160 DATA136,136,137,137,136 .136,136,137,136,136,136,136 .136,136,136,136,2179	A6	3440 DATA151,152,153,154,155 .157,158,147,147,146,155,156 .157,158,147,146,2439
C5	2900 DATA136,137,204,205,136 .202,203,137,137,137,136,136 .137,136,136,136,2451	DC	3170 DATA136,136,207,136,136 .137,136,136,137,136,136,136 .206,136,137,137,2321	96	3450 DATA146,148,149,150,146 .146,147,146,147,146,146,147 .146,146,146,147,2349
14	2910 DATA202,136,136,136,136 .136,137,136,136,203,136,136 .136,137,136,136,2311	E4	3180 DATA137,136,136,136,209 .210,210,206,209,137,136,136 .136,207,210,206,2757	17	3460 DATA146,147,147,147,146 .147,146,146,146,147,146,146 .147,146,146,147,2343
C1	2920 DATA137,136,136,202,136 .136,136,137,137,137,137,204 .136,203,137,137,2384	4A	3190 DATA136,203,202,203,136 .137,137,136,207,207,202,137 .136,202,203,203,2787	84	3470 DATA146,146,146,146,148 .149,150,151,152,153,154,147 .152,153,154,146,2393
F5	2930 DATA137,137,136,204,205 .136,136,136,202,136,136,136 .204,136,204,205,2586	1E	3200 DATA202,137,137,207,137 .137,137,137,136,137,202,203 .137,137,137,137,2457	DB	3480 DATA146,155,156,157,158 .146,156,157,158,148,152,153 .146,147,146,146,2427
D9	2940 DATA206,209,207,137,136 .136,137,207,206,209,210,207 .136,136,137,137,2753	3A	3210 DATA136,137,136,137,203 .202,137,137,137,137,137,137 .137,137,137,202,2386	91	3490 DATA156,157,158,147,146 .146,146,148,149,150,147,146 .147,146,146,146,2381
FE	2950 DATA136,137,137,210,136 .136,136,137,137,137,136,136 .137,137,137,136,2258	AC	3220 DATA136,137,137,137,136 .136,136,136,203,137,137,137 .202,203,137,137,2384	6F	3500 DATA147,147,146,147,147 .146,147,146,147,147,146,147 .146,147,147,146,2346
A3	2960 DATA137,136,136,137,137 .137,137,137,137,137,137,137 .136,137,137,136,2188	54	3230 DATA137,137,136,202,203 .137,137,203,137,136,137,137 .137,203,136,137,2452	DF	3510 DATA146,146,147,147,146 .147,147,146,147,147,146,151 .152,153,154,146,2368
3C	2970 DATA137,137,207,136,137 .136,204,205,136,136,137,207 .207,207,137,137,2603	8D	3240 DATA148,149,150,147,151 .152,180,181,146,146,146,151 .152,153,154,146,2452	65	3520 DATA147,147,146,147,147 .155,156,157,158,147,180,181 .148,149,150,147,2462
OD	2980 DATA173,179,175,137,207 .207,137,137,204,205,176,177 .178,137,204,205,2838	53	3250 DATA182,183,180,181,146 .155,156,158,147,147,147,146 .182,183,146,146,2585	C6	3530 DATA147,148,149,150,182 .183,147,146,151,152,153,146 .147,146,147,147,2441
B2	2990 DATA207,206,210,137,137 .137,137,137,207,137,209,137 .137,137,137,137,2546	E7	3260 DATA146,146,146,146,146 .147,146,146,181,146,147,146 .147,147,146,147,2376	18	3540 DATA146,183,181,181,147 .147,146,146,182,183,181,146 .182,183,146,180,2660
BE	3000 DATA137,137,137,207,137 .137,137,137,137,137,137,137 .137,207,137,137,2332	E7	3270 DATA146,180,183,146,147 .146,146,146,146,146,146,182 .146,146,146,146,2444	9A	3550 DATA181,147,149,150,147 .146,146,147,147,182,183,146 .146,146,147,147,2457
35	3010 DATA137,137,137,137,173 .175,137,137,137,137,137,137 .137,137,176,178,2346	A7	3280 DATA146,147,146,147,146 .146,148,149,150,147,147,147 .146,180,181,146,2419	E3	3560 DATA147,146,146,146,146 .147,147,146,146,146,146,147 .147,147,147,146,2343
7A	3020 DATA173,179,137,137,137 .137,137,137,137,137,176,177 .203,202,137,137,2480	CD	3290 DATA151,152,153,154,147 .147,147,147,151,152,155,156 .157,158,148,149,2424	92	3570 DATA147,146,146,147,147 .147,146,146,146,146,146,146 .180,181,146,146,2409
64	3030 DATA137,137,137,137,204 .205,202,137,203,137,137,137 .137,204,205,137,2593	C0	3300 DATA150,146,155,156,147 .146,147,147,146,146,146,147 .147,147,148,149,2370	6C	3580 DATA146,147,147,147,151 .152,182,183,148,147,147,146 .146,150,155,156,2450
35	3040 DATA137,137,202,207,207 .207,207,207,207,207,209,137 .137,203,202,207,3020	FC	3310 DATA150,146,147,147,147 .146,146,147,147,147,147,147 .147,147,147,147,2352	45	3590 DATA180,181,146,146,146 .147,147,148,149,150,182,183 .147,147,147,146,2492
D9	3050 DATA207,203,202,203,137 .136,137,137,137,203,202,137 .137,137,137,136,2588	EF	3320 DATA147,147,151,152,146 .146,147,146,147,147,146,147 .155,156,147,147,2374	1B	3600 DATA147,147,147,148,146 .147,147,146,146,147,147,147 .146,147,148,149,2352
93	3060 DATA137,137,136,136,136 .136,136,137,136,137,137,136 .136,137,137,137,2185	1D	3330 DATA147,147,147,147,180 .181,147,148,149,147,146,147 .146,146,182,183,2490	25	3610 DATA150,146,147,146,146 .146,147,147,147,146,180,181 .147,147,147,147,2417
27	3070 DATA136,137,137,136,137 .137,136,137,137,136,137,136	EC	3340 DATA146,180,181,146,146 .147,146,146,182,183,146,182 .183,147,147,146,2554	49	3620 DATA146,147,146,147,182

LISTINGS

PROGRAM: ACKROYDS SAGA

```

FD 10 A=A+1:PRINT"FILE"A:IFA=1T
HENLOAD"CHARSET",8,1
07 20 IFA=2THENLOAD"SPRITES",8,
1
62 30 IFA=3THENLOAD"OBJECT.1",8
,1
FC 40 IFA=4THENLOAD"HOOR-GLASS"
,8,1
1E 50 IFA=5THENLOAD"MAP",8,1
70 60 IFA=6THENLOAD"OBJECT.2",8
,1
34 70 POKE56,24:CLR
68 80 PRINT"[CLR,DOWN6]"TAB(10)
"1...PLAY GAME"
90 90 PRINTTAB(10)"2...EDIT GAM
E"
1A 100 GETI$:IFI$=""THEN100
D7 110 IF I$="2"THEN530
A7 120 IF I$<>"1"THEN100
BA 130 SYS32768
E2 140 PRINT"[HOME,WHITE,DOWN21
,RIGHT14]PRESS ANY KEY"
6D 150 GETI$:IFI$=""THEN150
5B 160 POKE 53272,21:PRINT"[CLR
,WHITE]":POKE53280,0:POKE532
81,0:POKE53276,0:POKE53269,0
FD 170 FORI=53248TO53263:POKEI,
0:NEXT
08 180 PC=PEEK(717)/PEEK(718)*1
00
9E 190 LE=INT(PC/20)+1
8C 200 V=0:FORI=0TOLE:V=V+2*I:N
EXT
63 210 FORI=2040TO2047:POKEI,19
4:NEXT
B1 220 RESTORE:FORI=1TOLE:READC
O:NEXT
D0 230 Y=49:X=30:FOR J=1TOLE
1C 240 POKE 53287+J-1,CO
8C 250 POKE 53248+2*(J-1),X
9D 260 POKE 53249+2*(J-1),Y
AB 270 Y=Y+25:X=X+30:NEXT
F3 280 POKE 53277,V:POKE 53271,
V:POKE 53269,V
17 290 DATA 9,12,6,3,7,1
8B 300 DATA PHOENIX,BLOB,FIRE,S
NAKE,CLOUD,WHIRLWIND
CB 310 DATA SOLDIER,EAGLE,WIZAR
D,GNOME,ZOMBIE
04 320 PRINT"[HOME,DOWN3]"TAB(1
0);
74 330 ONLE GOTO 340,370,390,41
0,430,450,63999
E6 340 PRINT"YOU'VE DIDN'T DO V
ERY WELL"
B5 350 PRINTTAB(10)"IT'S BACK T
O KNIGHT SCHOOL"
B9 360 PRINTTAB(10)"FOR YOU":GO
TO470
A8 370 PRINT"NOT SO GOOD. YOU W
ON'T KILL"
50 380 PRINTTAB(10)"MANY DRAGO
NS THAT WAY!!":GOTO470
98 390 PRINT"HMMMM A LITTLE PRA
CTICE"
94 400 PRINTTAB(10)"WON'T DO Y
OU ANY HARM":GOTO470
85 410 PRINT"KEEP AT IT - YOU'L
L SOON"
8A 420 PRINTTAB(10)"BECOME A K
NIGHT":GOTO470
2E 430 PRINT"VERY GOOD - THE KI
NG GIVES"
6C 440 PRINTTAB(10)"YOU A HERO

```

```

MEDAL" :GOTO470
C8 450 PRINT"WOW - YOU ARE PROM
OTED TO"
C7 460 PRINTTAB(10)"KNIGHT THI
RD CLASS":GOTO470
4F 470 PRINT"[HOME,DOWN23,SPC7]
PRESS ANY KEY TO PLAY AGAIN"
90 480 GETI$:IFI$=""THEN480
17 490 POKE 53269,0:POKE53277,0
:POKE53271,0
D0 500 FORI=53248TO53263:POKEI,
0:NEXT
C7 510 POKE 53270,200
8B 520 GOTO80
7B 530 PRINT"[CLR,DOWN6]"TAB(10)
)"1...CHANGE TIMINGS"
A9 540 PRINTTAB(10)"2...CHANGE
# SUMS"
0F 550 GETI$:IFI$=""THEN550
88 560 IFI$="1"THEN710
B5 570 IFI$<>"2"THEN550
92 580 RESTORE:FORI=1TO6:READZ:
NEXT
15 590 PRINT"[CLR,SPC5]CURRENT
VALUES ARE:"
07 600 PRINT"[DOWN4]"
72 610 FOR N=1TO11
C4 620 T=PEEK(34610+N):READN$
05 630 PRINT"NASTY"N("N$"): "T"
SUMS"
00 640 NEXT
85 650 INPUT"[DOWN3]NASTY TO BE
ALTERED (0 TO EXIT)":N
DB 660 IFN<OORN>11THEN650
A4 670 IFN=0THEN80
CF 680 INPUT "# OF SUMS (1 TO 5
)":S
A7 690 IFS<OORS>9THEN680
AA 700 POKE 34610+N,S:GOTO580
7D 710 PRINT"[CLR,SPC5]CURRENT
VALUES ARE:"
8F 720 PRINT"[DOWN4]"
43 730 FOR L=1TO5
C0 740 T=PEEK(34621+L)/6
A1 750 PRINT"LEVEL"L:"T" SECS"
78 760 NEXT
B0 770 INPUT"[DOWN3]LEVEL TO BE
CHANGED (0 TO EXIT)":L
0C 780 IFL<OORL>5THEN770
43 790 IFL=0THEN80
F7 800 INPUT "NEW VALUE >0 AND
<42 SECONDS":S
80 810 IF S<1 OR S>42 THEN800
ED 820 POKE 34621+L,S*6
FE 830 GOTO710

```

PROGRAM: PROGRAM 1

```

CF 0 REM ENLARGE (PROGRAM 1)
5A 2 I=49152
B8 3 CK=0:IF PEEK(49153)=8 AND
PEEK(49154)=162 THEN GOTO 11
5
81 4 PRINT"[CLR,RVSON]PLEASE WA
IT !!"
AA 5 READ A:IF A=256 THEN PRINT
"[RVSON]OK !!":GOTO 115
E1 6 POKE I,A:I=I+1:CK=CK+A:GOT
O 5
32 7 IF CK<>103578 THEN PRINT"[

```

```

RVSON]ERROR !!":END
49 8 DATA 0,8,162,0,142,0,192,1
69
2F 9 DATA 8,141,1,192,162,1,134
,251
ED 10 DATA 169,1,133,250,10,10,
10,141
75 11 DATA 64,192,174,0,192,189
,0,56
99 12 DATA 141,160,192,78,160,1
92,8,104
12 13 DATA 170,138,72,160,0,132
,254,140
8A 14 DATA 51,192,160,0,185,0,4
8,40
04 15 DATA 106,8,153,0,48,152,2
4,105
04 16 DATA 1,141,51,192,230,254
,164,254
AE 17 DATA 204,13,192,208,229,1
04,198,251
63 18 DATA 208,215,173,13,192,1
33,251,206
1F 19 DATA 1,192,208,199,169,8,
141,1
24 20 DATA 192,198,250,208,36,1
73,17,192
2E 21 DATA 133,250,238,0,192,17
3,0,192
F6 22 DATA 201,8,208,21,173,53,
192,24
FD 23 DATA 105,1,141,53,192,141
,59,192
13 24 DATA 144,6,238,54,192,238
,60,192
25 25 DATA 96,173,53,192,24,105
,1,141
62 26 DATA 53,192,141,59,192,14
4,131,238
18 27 DATA 54,192,238,60,192,24
,144,245
1A 28 DATA 0,162,0,142,0,4,24,1
73
D2 29 DATA 164,192,105,1,141,16
4,192,144
71 30 DATA 3,238,165,192,56,165
,250,233
63 31 DATA 1,133,250,176,2,198,
251,165
A7 32 DATA 251,208,224,165,250,
208,220,96
C9 33 DATA 173,14,220,41,254,14
1,14,220
D4 34 DATA 165,1,41,251,133,1,1
73,0
04 35 DATA 208,141,0,56,24,173,
215,192
BE 36 DATA 105,1,141,215,192,14
4,4,238
1C 37 DATA 216,192,24,173,218,1
92,105,1
19 38 DATA 141,218,192,144,3,23
8,219,192
89 39 DATA 56,165,250,233,1,133
,250,176
6E 40 DATA 2,198,251,165,251,20
8,207,165
07 41 DATA 250,208,203,165,1,9,
4,133
A3 42 DATA 1,173,14,220,9,1,141
,14
93 43 DATA 220,96,169,0,160,0,3
2,145
A4 44 DATA 179,32,12,188,169,0,
160,40
95 45 DATA 32,145,179,32,43,186
,32,12
BD 46 DATA 188,169,0,160,0,32,1
45,179
03 47 DATA 32,106,184,32,247,18
3,169,0
7A 48 DATA 24,101,20,141,95,193

```


LISTINGS

```

.169,4
93 49 DATA 101,21,141,96,193,16
9,0,24
35 50 DATA 101,20,141,97,193,16
9,216,101
E2 51 DATA 21,141,98,193,96,1,1
,0
FE 52 DATA 0,0,0,0,169,1,141,99

BD 53 DATA 193,173,95,193,133,2
52,173,96
47 54 DATA 193,133,253,173,97,1
93,133,254
49 55 DATA 173,98,193,133,255,1
62,1,160
3B 56 DATA 0,173,93,193,238,93,
193,145
D0 57 DATA 252,173,94,193,145,2
54,165,252
3B 58 DATA 24,105,40,133,252,14
4,2,230
63 59 DATA 253,165,254,24,105,4
0,133,254
1F 60 DATA 144,2,230,255,202,20
8,216,173
B9 61 DATA 95,193,24,105,1,141,
95,193
2E 62 DATA 144,3,238,96,193,173
,97,193
62 63 DATA 24,105,1,141,97,193,
144,3
57 64 DATA 238,98,193,206,99,19
3,208,161
7C 65 DATA 96,32,43,195,141,53,
192,141
4C 66 DATA 59,192,140,54,192,14
0,60,192
1C 67 DATA 96,32,43,195,141,30,
192,140
48 68 DATA 31,192,96,32,43,195,
141,94
98 69 DATA 193,96,32,43,195,141
,93,193
A4 70 DATA 96,32,43,195,201,40,
144,3
92 71 DATA 76,72,178,141,52,193
,32,43
AA 72 DATA 195,201,25,144,3,76,
72,178
22 73 DATA 141,29,193,32,26,193
,96,32
9B 74 DATA 43,195,201,0,208,3,7
6,72
5E 75 DATA 178,141,13,192,141,1
01,193,32
41 76 DATA 43,195,201,0,208,3,7
6,72
D8 77 DATA 178,141,17,192,141,1
26,193,172
13 78 DATA 13,192,136,169,0,32,
145,179
E5 79 DATA 32,12,188,169,0,160,
8,32
2E 80 DATA 145,179,32,43,186,32
,12,188
E4 81 DATA 172,17,192,169,0,32,
145,179
BB 82 DATA 32,43,186,32,12,188,
169,0
45 83 DATA 160,1,32,145,179,32,
106,184
CD 84 DATA 32,247,183,165,20,14
1,121,192
81 85 DATA 96,32,43,195,141,215
,192,140
8E 86 DATA 216,192,32,43,195,14
1,218,192
E2 87 DATA 140,219,192,32,43,19
5,133,250
67 88 DATA 132,251,32,200,192,9
6,32,43
56 89 DATA 195,141,164,192,140,

```

```

165,192,32
77 90 DATA 43,195,133,250,132,2
51,32,43
C6 91 DATA 195,141,162,192,32,1
61,192,96
84 92 DATA 32,43,195,201,40,144
,3,76
F9 93 DATA 72,178,72,32,43,195,
201,25
8C 94 DATA 144,3,76,72,178,24,1
70,104
3D 95 DATA 168,32,240,255,96,32
,225,194
84 96 DATA 32,253,174,32,214,19
4,134,253
DC 97 DATA 132,254,32,230,225,1
66,253,164
73 98 DATA 254,169,251,76,95,22
5,32,138
8C 99 DATA 173,32,247,183,166,2
0,164,21
6E 100 DATA 96,162,1,160,0,169,
0,32
E2 101 DATA 186,255,32,121,0,24
0,14,32
13 102 DATA 87,226,32,253,174,3
2,214,194
OC 103 DATA 134,251,132,252,96,
162,11,76
4A 104 DATA 55,164,169,0,133,10
,32,225
C7 105 DATA 194,32,230,225,165,
10,166,251
A9 106 DATA 164,252,32,213,255,
144,3,76
A7 107 DATA 249,224,165,10,240,
3,76,126
4A 108 DATA 225,32,183,255,41,1
91,240,212
12 109 DATA 76,156,225,32,253,1
74,32,138
66 110 DATA 173,32,247,183,165,
20,164,21
82 111 DATA 96,256
49 115 :

```

PROGRAM: PROGRAM 2

READY.

```

25 119 REM ENLARGE (PROGRAM 2)
16 120 PC=49508:DS=49609:CD=496
25:CC=49635:BC=49642
F6 130 XY=49649:WH=49679:EC=491
54:MC=49769:MF=49798:CM=4982
4
E0 135 MS=49853:ML=49922:REM MS
AVE/MLOAD
B6 140 :
E6 150 SYS MC,53248,14336,2048:
SYS MC,53248,15872,512:SYS M
C,55296,14848,512
72 160 SYS MF,12288,8,0:REM "@"
NOW = " "
AF 170 SYS DS,12296:REM DATA ST
ORE
A1 180 SYS CD,14336:REM CHAR DA
TA
E1 190 SYS MF,1024,1000,0:REM C
LEAR USING @
01 200 POKE 53272,(PEEK(53272)A
ND240)+12
E1 210 SYS BC,1:REM SET BASE CH
ARACTER
5F 220 GOTO 1000:REM START PROG

```

```

DC 230 :
9D 240 REM ROUTINE TO PRINT CHA
RACTERS
EA 250 SYS XY,X,Y:SYS WH,WIDTH,
HEIGHT:SYS CC,COL
33 260 FOR A=1 TO LEN(TEXT$)
5F 270 C$=MID$(TEXT$,A,1):V$=AS
C(C$)
A9 290 SYS CD,14336+(V$*8):SYS
EC:SYS PC:NEXT A:RETURN
D0 999 :
81 1000 REM SHOW HOW TO USE
8C 1010 POKE53281,0:POKE53280,0
:POKE646,1
73 1020 TEXT$="YOUR COMMODORE":
X=6:Y=0:WIDTH=2:HEIGHT=2:COL
=-1:GOSUB250
F8 1030 TEXT$="PRESENTS":X=0:Y=
4:WIDTH=5:HEIGHT=1:COL=3:GOS
UB250
56 1040 X=6:Y=9:WIDTH=4:HEIGHT=
3
82 1050 Z$="ENLARGE"
60 1060 FOR L1=1 TO LEN(Z$):TEX
T$=MID$(Z$,L1,1):COL=(L1 AND
7)+1:GOSUB250:X=X+4
CD 1070 NEXT L1
B8 1080 TEXT$="WRITTEN BY A.WRI
GHT":X=1:Y=15:WIDTH=2:HEIGHT
=-1:COL=5:GOSUB250
A7 1090 GET K$:IF K$="" THEN 10
90

```

PROGRAM: ARRAY LOADER

READY.

```

5A 10 A=49152
8D 20 FORI=0TO115
3C 25 C=0
65 30 FORJ=0TO6
00 50 READK
0B 60 POKEA,K
57 70 A=A+1:C=C+K:T=T+K
D2 80 NEXT
F5 90 READL:IFC<>LTHENPRINT"DAT
A ERROR IN LINE"1+200:END
E6 100 NEXT
1C 110 IFT<>92881THENPRINT"ERRO
R SOMEWHERE IN DATA!"
F8 120 END
C2 200 DATA76,9,192,76,135,193,
76,757
2C 201 DATA0,195,32,120,192,169
,0,708
6E 202 DATA141,66,3,238,66,3,17
3,690
8A 203 DATA66,3,32,218,192,160,
0,671
10 204 DATA177,100,204,67,3,144
,2,697
73 205 DATA169,32,32,62,192,145
,251,883
24 206 DATA173,134,2,145,253,20
0,204,1111
04 207 DATA65,3,208,231,173,66,
3,749
4C 208 DATA205,64,3,208,212,96,
72,860
9E 209 DATA41,15,141,77,3,104,4
1,422
E7 210 DATA112,74,74,74,74,170,
189,767

```


LISTINGS

2D 211 DATA104,192,13,77,3,96,7 2,557	EF 252 DATA200,165,99,145,109,9 6,160,974	27 293 DATA248,76,116,194,201,2 0,208,1063
05 212 DATA41,15,141,77,3,104,4 1,422	FE 253 DATA0,152,145,109,96,160 ,0,662	BB 294 DATA6,32,201,194,76,33,1 94,736
DC 213 DATA112,74,74,74,74,170, 189,767	A8 254 DATA177,251,41,127,145,2 51,200,1192	65 295 DATA201,148,208,6,32,223 ,194,1012
DF 214 DATA112,192,13,77,3,96,0 ,493	F9 255 DATA204,65,3,208,244,96, 32,852	B5 296 DATA76,181,193,76,181,19 3,32,932
FE 215 DATA16,32,48,0,16,64,80, 256	B0 256 DATA120,192,169,1,141,66 ,3,692	5B 297 DATA120,193,169,0,141,66 ,3,692
66 216 DATA64,80,32,48,96,112,6 4,496	50 257 DATA173,78,3,240,3,141,6 6,704	59 298 DATA238,66,3,173,66,3,32 ,581
2C 217 DATA80,32,115,0,32,138,1 73,570	3C 258 DATA3,173,66,3,32,218,19 2,687	44 299 DATA218,192,32,59,193,17 3,66,933
9E 218 DATA165,71,72,165,72,72, 32,649	4C 259 DATA160,0,177,251,9,128, 145,870	91 300 DATA3,205,64,3,208,236,9 6,815
1E 219 DATA115,0,32,138,173,165 ,71,694	FC 260 DATA251,173,134,2,145,25 3,200,1158	BE 301 DATA162,128,202,208,253, 96,192,1241
B7 220 DATA72,165,72,72,32,115, 0,528	OD 261 DATA204,65,3,208,239,169 ,0,888	E6 302 DATA0,240,17,177,251,136 ,145,966
97 221 DATA32,158,173,32,143,17 3,165,876	31 262 DATA141,75,3,172,75,3,17 7,646	74 303 DATA251,200,200,204,65,3 ,144,1067
1F 222 DATA71,133,109,165,72,13 3,110,793	A4 263 DATA251,141,76,3,169,228 ,145,1013	4A 304 DATA244,136,169,160,145, 251,96,1201
BD 223 DATA104,133,108,104,133, 107,104,793	39 264 DATA251,169,255,141,74,3 ,206,1099	D3 305 DATA140,74,3,200,204,65, 3,689
0A 224 DATA133,106,104,133,105, 160,1,742	C5 265 DATA74,3,240,10,32,195,1 94,748	D8 306 DATA240,16,172,65,3,136, 136,768
22 225 DATA177,107,141,64,3,160 ,1,653	88 266 DATA32,228,255,240,243,2 08,26,1232	BC 307 DATA177,251,200,145,251, 136,204,1364
CC 226 DATA177,105,141,78,3,165 ,105,774	50 267 DATA173,76,3,172,75,3,14 5,647	9E 308 DATA74,3,208,244,172,74, 3,778
D9 227 DATA141,68,3,165,106,141 ,69,693	OD 268 DATA251,169,255,141,74,3 ,206,1099	1E 309 DATA169,160,145,251,96,3 2,120,973
FD 228 DATA3,165,107,141,70,3,1 65,654	06 269 DATA74,3,240,214,32,195, 194,952	61 310 DATA192,169,0,141,66,3,2 38,809
42 229 DATA108,141,71,3,165,109 ,141,738	OE 270 DATA32,228,255,240,243,7 2,172,1242	34 311 DATA66,3,173,66,3,32,218 ,561
9C 230 DATA72,3,165,110,141,73, 3,567	BC 271 DATA75,3,173,76,3,145,25 1,726	12 312 DATA192,160,0,169,32,145 ,251,949
8B 231 DATA96,170,10,24,109,68, 3,480	2C 272 DATA104,201,32,144,28,20 1,96,806	57 313 DATA200,204,65,3,208,248 ,173,1101
23 232 DATA133,105,169,0,109,69 ,3,588	89 273 DATA176,24,32,62,192,9,1 28,623	D4 314 DATA66,3,205,64,3,208,22 7,776
72 233 DATA133,106,138,10,24,10 9,70,590	41 274 DATA145,251,200,238,75,3 ,204,1116	F1 315 DATA96,0,0,0,0,0,0,96
55 234 DATA3,133,107,169,0,109, 71,592	A1 275 DATA65,3,208,5,169,0,141 ,591	
59 235 DATA3,133,108,138,141,74 ,3,600	9B 276 DATA75,3,76,181,193,201, 29,758	
6D 236 DATA10,24,109,74,3,24,10 9,353	96 277 DATA240,235,201,157,208, 18,206,1265	
34 237 DATA72,3,133,109,169,0,1 09,595	13 278 DATA75,3,136,192,255,208 ,237,1106	E1 100 REM *****
E0 238 DATA73,3,133,110,160,1,1 77,657	59 279 DATA172,65,3,136,140,75, 3,594	***
65 239 DATA105,133,251,133,253, 24,136,1035	20 280 DATA76,181,193,201,17,20 8,24,900	47 110 REM ** SET UP ARRAY DEFS **
EC 240 DATA177,105,105,4,133,25 2,24,800	EA 281 DATA32,120,193,238,66,3, 173,825	2D 120 REM *****
64 241 DATA105,212,133,254,200, 177,107,1188	4A 282 DATA66,3,205,64,3,144,7, 492	***
8F 242 DATA141,65,3,160,0,177,1 09,655	23 283 DATA240,5,169,1,141,66,3 ,625	C5 130 DIMP%(30),L%(30),S\$(30)
DB 243 DATA141,67,3,200,177,109 ,133,830	27 284 DATA76,143,193,201,145,2 08,25,991	57 140 READL
6F 244 DATA100,200,177,109,133, 101,96,916	62 285 DATA32,120,193,173,66,3, 201,788	AC 150 L%(0)=L
36 245 DATA172,65,3,136,192,255 ,240,1063	3D 286 DATA1,240,6,206,66,3,76, 598	52 160 FORI=1TOL:READP%(I),L%(I) :NEXT
A2 246 DATA47,177,251,201,32,24 0,245,1193	66 287 DATA143,193,173,64,3,141 ,66,783	62 170 DATA29
D1 247 DATA200,140,67,3,152,32, 125,719	C3 288 DATA3,76,143,193,201,13, 240,869	81 180 DATA132,9,152,7,213,26,2 99,3,316,3
F9 248 DATA180,160,0,177,251,32 ,83,883	89 289 DATA54,201,19,208,8,169, 0,659	4F 190 DATA401,19,441,19,481,19 ,521,19,561,19,605,15
B5 249 DATA192,145,98,200,204,6 7,3,909	89 290 DATA141,75,3,76,181,193, 201,870	94 200 DATA421,18,461,18,501,18 ,541,18,581,18,625,14
8D 250 DATA208,243,160,0,173,67 ,3,854	8F 291 DATA147,208,15,160,0,169 ,160,859	00 210 DATA721,19,761,19,801,19 ,841,19,881,19,925,15
38 251 DATA145,109,200,165,98,1 45,109,971	5E 292 DATA145,251,200,204,65,3 ,208,1076	CD 220 DATA741,18,781,18,821,18 ,861,18,901,18,945,14
		B3 230 REM *****

		66 240 REM ** SET UP EXAMPLE DA TA **
		CF 250 REM *****

		2A 260 FORI=1TOL:READS\$(I):NEXT

LISTINGS

```

D6 270 DATAZY-335.WDG447
6E 280 DATA COMPRESSION WIDGET
73 290 DATA200.500
FF 300 DATAFLAKEY & CO.SECTION
C.INDUSTRIAL ESTATE.BIGTOWN.
SUSSEX.(0228) 542234
FF 310 DATAWORMEX LTD.TRADE SAL
ES.7 MANOR ROAD.FROODELCHEST
ER.FC23 5QQ.(0344) 60393
84 320 DATAHONEST JIM'S.THE YAR
D.NR RAILWAY STATION.SPLOTBU
RY.SP4 6JC.(0932) 54223
54 330 DATA.....
FA 340 REM *****
****
A8 350 REM ** DRAW SCREEN LAYOU
T **
46 360 REM *****
****
C0 370 POKE53280,0:POKE53281,0
4C 380 PRINT"[CLR.YELLOW]";
17 390 PRINT" THIS IS AN EXAMPL
E SCREEN TO SHOW HOW"
02 400 PRINT"[SPC5]THE ARRAY SU
BROUTINES ARE USED[GREEN]
51 410 PRINT"[CA,S*20,CR,S*17,C
S]";
46 420 PRINT"[S-]STOCK CODE:[SP
C9,S-]REFERENCE:[SPC7,S-]";
70 430 PRINT"[CQ,S*20,CE,S*17,C
W]";
1F 440 PRINT"[S-]DESCRIPTION:[S
PC26,S-]";
19 450 PRINT"[CQ,S*22,CR,S*15,C
W]";
92 460 PRINT"[S-]QUANTITY IN ST
OCK:[SPC4,S-]MAX ALLOWED:[SP
C3,S-]";
AA 470 PRINT"[CQ,S*19,CR,S*2,CE
,S*15,CW]";
FF 480 PRINT"[S-]SUPPLIER #1:[S
PC7,S-]SUPPLIER #2:[SPC6,S-]
";
2E 490 PRINT"[S-,SPC19,S-,SPC18
,S-]";
24 500 PRINT"[S-,SPC19,S-,SPC18
,S-]";
22 510 PRINT"[S-,SPC19,S-,SPC18
,S-]";
0B 520 PRINT"[S-,SPC19,S-,SPC18
,S-]";
09 530 PRINT"[S-,SPC19,S-,SPC18
,S-]";
AF 540 PRINT"[S-]TEL:[SPC15,S-]
TEL:[SPC14,S-]";
D9 550 PRINT"[CQ,S*19,CE,S*18,C
W]";
3E 560 PRINT"[S-]SUPPLIER #3:[S
PC7,S-]SUPPLIER #4:[SPC6,S-]
";
61 570 PRINT"[S-,SPC19,S-,SPC18
,S-]";
57 580 PRINT"[S-,SPC19,S-,SPC18
,S-]";
45 590 PRINT"[S-,SPC19,S-,SPC18
,S-]";
3B 600 PRINT"[S-,SPC19,S-,SPC18
,S-]";
B9 610 PRINT"[S-,SPC19,S-,SPC18
,S-]";
DF 620 PRINT"[S-]TEL:[SPC15,S-]
TEL:[SPC14,S-]";
71 630 PRINT"[CZ,S*19,CE,S*18,C
X,HOME,WHITE]";
66 640 REM POKE ONTO LAST SCREE
N CHR AS IT
BC 650 REM WOULD APPEAR IF PRIN
TED
8D 660 POKE2023,125:POKE56295,5
4F 670 REM *****
****
E2 680 REM ** DISPLAY ARRAY DAT
A **
5B 690 REM *****
****
95 700 SYS49152,P%(0),L%(0),S%(
0)
3D 710 REM *****
*****
30 720 REM ** ALLOW USER TO EDI
T SCREEN **
49 730 REM *****
*****
CC 740 SYS49155,P%(0),L%(0),S%(
0)
75 750 REM *****
*****
72 760 REM ** CLEAR SCREEN ARR
AY FIELDS **
80 770 REM *****
*****
04 780 SYS49158,P%(0),L%(0),S%(
0)
56 790 REM *****
*****
9E 800 REM ** EXIT FROM PROGRAM
WITH **
EC 810 REM ** ARRAY S# CONTAI
NING **
E9 820 REM ** EDITED DATA
**
EE 830 REM *****
*****
FB 180 REM *****
*****
2D 190 DATA 0,0,0,0,0,0,0,0,0,0
,0,0,0,0,0,0
99 200 DATA 2,160,0,0,192,0,0,8
5,0,5,64,0,26,64,0,160,758
01 210 DATA 80,0,129,132,0,129,
36,2,4,33,2,4,33,2,1,85,672
DB 220 DATA 0,128,32,0,128,32,0
,128,128,0,32,128,0,10,0,95,
841
11 230 DATA 0,0,0,0,0,0,0,0,0,2
,192,0,0,208,0,0,402
3B 240 DATA 16,0,0,16,0,85,80,0
,0,85,0,1,26,64,1,18,392
9C 250 DATA 0,4,144,128,6,16,32
,18,16,32,18,4,32,194,0,32,6
76
6F 260 DATA 194,0,32,2,0,32,0,1
28,128,0,34,0,0,42,0,0,592
5C 270 DATA 0,0,0,0,0,0,0,0,0,0
,0,0,0,0,0,0
B1 280 DATA 0,0,0,0,0,0,2,0,0,2
,128,2,86,165,0,2,387
3B 290 DATA 128,0,2,0,0,0,0,0,0
,0,0,0,0,0,0,130
BE 300 DATA 0,0,0,0,0,0,0,0,0,0
,0,0,0,0,0,0
1C 310 DATA 0,0,0,0,0,0,0,0,0,0
,0,0,0,176,0,0,176
BF 320 DATA 48,0,0,48,0,0,48,0,
0,48,0,85,117,160,0,48,602
51 330 DATA 0,0,48,0,0,48,0,0,4
8,0,0,176,0,0,0,0,320
86 340 DATA 0,0,0,0,0,0,0,0,0,0
,0,0,0,0,0,1,1
C0 350 DATA 0,0,0,0,0,0,0,0,0,0
,0,44,0,0,12,0,56
5C 360 DATA 168,2,0,48,0,0,21,8
5,1,80,0,6,144,0,24,20,599
C1 370 DATA 0,32,97,0,32,72,64,
129,8,64,129,8,16,128,85,85,
949
25 380 DATA 32,8,56,32,8,0,32,3
2,0,8,32,0,2,128,0,26,396
D7 390 DATA 0,0,0,0,0,0,0,0,0,0
,44,0,0,13,0,160,217
30 400 DATA 1,0,192,1,0,85,85,0
,64,5,80,64,17,164,64,17,839
CB 410 DATA 32,64,73,8,64,97,2,
65,33,2,65,32,66,84,32,2,721
32 420 DATA 56,32,2,0,32,2,0,8,
8,0,2,32,0,2,160,255,591
3C 430 DATA 0,0,0,0,0,0,0,0,0,0
,0,0,0,0,0,0
CB 440 DATA 0,44,0,0,12,0,0,12,
0,128,14,0,160,14,149,169,70
2
42 450 DATA 94,0,160,14,0,128,1
4,0,0,12,0,0,44,0,0,0,466
7A 460 DATA 0,0,0,0,0,0,0,0,0,0
,0,0,0,0,0,27,27
04 470 DATA 0,0,0,0,0,0,0,0,0,0
,0,0,0,0,0,0
A3 480 DATA 11,0,0,3,0,0,3,0,0,
3,0,128,3,0,165,87,403
B3 490 DATA 86,128,3,0,0,3,0,0,
3,0,0,11,0,0,0,0,234
92 500 DATA 0,0,0,0,0,0,0,0,0,0
,0,0,0,0,0,26,26
6C 510 DATA 0,0,0,0,0,0,0,0,0,0
,0,0,0,0,0,0
A5 520 DATA 0,0,0,0,0,0,0,0,0,0
,0,0,0,0,0,170,170
E3 530 DATA 160,0,170,160,1,85,
64,1,85,64,1,85,64,1,105,64,
1110
18 540 DATA 1,190,85,3,190,85,0
,190,0,0,190,0,0,40,0,16,990
E2 680 REM ** DISPLAY ARRAY DAT
A **
5B 690 REM *****
****
95 700 SYS49152,P%(0),L%(0),S%(
0)
3D 710 REM *****
*****
30 720 REM ** ALLOW USER TO EDI
T SCREEN **
49 730 REM *****
*****
CC 740 SYS49155,P%(0),L%(0),S%(
0)
75 750 REM *****
*****
72 760 REM ** CLEAR SCREEN ARR
AY FIELDS **
80 770 REM *****
*****
04 780 SYS49158,P%(0),L%(0),S%(
0)
56 790 REM *****
*****
9E 800 REM ** EXIT FROM PROGRAM
WITH **
EC 810 REM ** ARRAY S# CONTAI
NING **
E9 820 REM ** EDITED DATA
**
EE 830 REM *****
*****
PROGRAM: VEHICLES.DATA
AF 10 REM*****
*
2E 20 REM* SPRITES LIBRARY
*
30 30 REM* -----
*
C4 40 REM* VEHICLES SPRITES
*
CE 50 REM* BASIC DATA LOADER
*
99 60 REM* SPRITES DESIGNED BY
*
74 70 REM* MIKE BENN
*
C5 80 REM*****
*
DD 90 BL=255 :LN=190 :SA=1024
0
89 100 FOR L=0 TO BL:CX=0:FOR D
=0 TO 15
4F 110 READ A:IF A>255THENPRINT
"NUMBER TO LARGE";LN+(L*10):
STOP
98 120 CX=CX+A:POKE SA+L*16+D,A
:NEXT D
D9 130 READ A:IF A<CX THENPRIN
T"ERROR IN LINE";LN+(L*10):S
TOP
37 140 NEXTL:POKE43,0:POKE44,40
:POKE45,0:POKE46,56
00 150 SAVE"VEHICLES",8,1:END
EF 160 REM*****
*****
3B 170 REM TAPE USERS WILL NEED
TO CHANGE DEVICE N

```


LISTINGS

```

62 2460 DATA 63,170,245,10,170,
    245,2,170,245,0,170,250,0,40
    ,0,224,2004
3C 2470 DATA 0,0,0,0,0,0,0,0,0,
    0,0,0,0,0,0,0
2A 2480 DATA 0,0,0,0,0,0,0,0,0,
    0,0,0,0,0,0,0
65 2490 DATA 0,0,0,0,128,0,0,16
    0,0,0,80,0,0,95,0,0,463
A0 2500 DATA 95,232,0,91,170,64
    ,91,170,80,170,170,84,0,40,0
    ,77,1534
34 2510 DATA 0,0,0,0,0,0,63,170
    ,245,63,170,245,63,170,245,6
    3,1497
91 2520 DATA 40,213,63,37,125,6
    3,165,87,63,169,85,63,170,85
    ,63,169,1660
2E 2530 DATA 85,63,165,87,63,37
    ,125,63,40,213,63,170,245,63
    ,170,245,1897
07 2540 DATA 63,170,245,63,170,
    245,0,0,0,0,0,0,0,0,0,37,993

71 2550 DATA 0,0,0,0,0,0,92,170
    ,20,92,170,20,92,170,20,95,9
    41
67 2560 DATA 40,20,239,85,84,12
    7,213,84,95,245,84,95,253,84
    ,127,245,2120
50 2570 DATA 84,239,213,84,95,8
    5,84,95,40,20,92,170,20,92,1
    70,20,1603
27 2580 DATA 92,170,20,92,170,2
    0,0,0,0,0,0,0,0,0,0,8,572
49 2590 DATA 0,0,0,0,0,0,0,0,0,
    0,10,170,0,46,254,0,480
4C 2600 DATA 174,254,0,190,254,
    2,190,254,2,190,254,2,170,17
    0,10,170,2286
02 2610 DATA 170,10,170,170,42,
    170,170,42,170,170,42,170,17
    0,42,170,170,2048
64 2620 DATA 10,170,170,2,250,1
    70,2,248,0,2,168,0,0,160,0,2
    7,1379
53 2630 DATA 0,0,0,0,0,0,2,0,0,
    170,0,0,255,0,0,255,682
DC 2640 DATA 0,0,255,192,0,255,
    192,0,255,192,0,170,170,0,17
    0,170,2021
40 2650 DATA 160,170,170,168,17
    0,170,168,170,170,168,170,17
    0,168,170,170,168,2700
F9 2660 DATA 170,170,168,170,17
    5,160,0,47,128,0,42,128,0,10
    ,0,122,1490
DC 2670 DATA 0,0,0,0,0,0,0,0,0,
    10,170,170,42,190,254,42,878

53 2680 DATA 170,170,42,170,170
    ,42,170,170,42,234,170,42,23
    4,170,42,234,2272
F3 2690 DATA 170,42,234,170,42,
    234,170,42,170,170,42,170,17
    0,42,170,170,2208
3D 2700 DATA 42,190,254,10,170,
    170,0,0,0,0,0,0,0,0,0,222,10
    58
47 2710 DATA 0,0,0,0,0,0,0,0,0,
    170,170,160,254,234,168,170,
    1326
FA 2720 DATA 234,168,170,234,16
    8,170,234,168,170,234,168,17
    0,234,168,170,234,3094
6B 2730 DATA 168,170,234,168,17
    0,234,168,170,234,168,170,23
    4,168,170,234,168,3028
CE 2740 DATA 254,234,168,170,17
    0,160,0,0,0,0,0,0,0,0,0,11
    56
    
```

PROGRAM: VEHICLES DISPLAY

```

85 10 REM*****
    ****
31 20 REM* SPRITE LIBRARY DISPL
    AY *
F6 30 REM*          VEHICLES
    *
CB 40 REM*****
    ****
06 50 POKE55,0:POKE56,40:X=X+1:
    IFX=1THENLOAD"VEHICLES",8,1
5C 60 P0=70:P1=150:P2=118:P3=15
    0:P4=200:P5=150:P6=248:P7=15
    0:S=160:E=199:D=250
2F 70 U=53248:PRINT"[CLS][26CD]
    [9CR][REV]F7 TO STOP ANIMATI
    ON"
96 80 POKEU+21,15:POKEU+23,15:P
    OKEU+28,15:POKEU+29,15:POKEU
    +32,3:POKEU+33,3
63 90 POKEU+37,0:POKEU+38,15:PO
    KEU+39,2:POKEU+40,2:POKEU+41
    ,2:POKEU+42,2:POKEU,P0
B7 100 POKEU+1,P1:POKEU+2,P2:PO
    KEU+3,P3:POKEU+4,P4:POKEU+5,
    P5:POKEU+6,P6:POKEU+7,P7
27 110 INPUT"[CHOM][CD]START SPR
    ITE";S:INPUT"END SPRITE";E:I
    NPUT"DELAY";D
A9 120 FORSP=STOESTEP4:FORT=0TO
    D:NEXT:PRINT"[CHOM]"TAB(23)"S
    PRITE NO.-";SP:POKE2040,SP
48 130 POKE2041,SP+1:POKE2042,S
    P+2:POKE2043,SP+3:NEXT:GETK$
    :IFK$="[F7]"THEN110
34 140 GOTO120
    
```

Instructions for entering ROM 80

- 1) Enter the program 'ROM80.BAS'
- 2) SAVE this to tape or disk. Do NOT RUN it.
- 3) Enter the following command: POKE43,0:POKE44,16:POKE4095,0:NEW
- 4) Now LOAD and RUN 'ROM80.BAS'
- 5) When finished enter the following: POKE43,1:POKE44,8:RUN

PROGRAM: ROM80.BAS

```

E4 10 BL=88:LN=50:SA=2049
5B 20 FOR L=0 TO BL:CX=0:FOR D=
    0 TO 15:READ A:CX=CX+A:POKE
    SA+L*16+D,A:NEXT D
A5 30 READ A:IF A<CX THENPRINT
    "ERROR IN LINE";LN+(L*10):ST
    OP
40 40 NEXT L:END
7A 50 DATA 17,8,0,0,158,50,48,5
    5,50,32,171,32,72,67,69,0,82
    9
06 60 DATA 0,0,0,0,0,0,0,162,0,
    160,160,134,247,132,248,160,
    
```

```

1403
83 70 DATA 224,134,249,132,250,
    162,32,160,0,177,247,145,247
    ,177,249,145,2730
11 80 DATA 249,200,208,245,230,
    248,230,250,202,208,238,162,
    242,160,8,134,3214
88 90 DATA 247,132,248,160,0,17
    7,247,133,249,32,107,8,177,2
    47,240,33,2437
13 100 DATA 133,250,32,107,8,17
    7,247,72,32,107,8,104,201,98
    ,240,229,2045
68 110 DATA 145,249,230,249,208
    ,239,230,250,208,235,230,247
    ,208,2,230,248,3408
70 120 DATA 96,169,231,133,1,16
    2,0,189,63,13,240,6,32,210,2
    55,232,2032
F5 130 DATA 208,245,32,228,255,
    240,251,201,78,208,8,120,169
    ,229,133,1,2606
82 140 DATA 108,252,255,201,89,
    208,235,120,169,229,133,1,16
    0,0,162,224,2546
43 150 DATA 195,247,134,248,162
    ,85,132,249,70,250,160,55,17
    7,247,145,249,2805
04 160 DATA 32,82,79,77,32,56,4
    8,32,66,89,32,74,133,80,88,1
    89,1189
82 170 DATA 79,13,133,247,189,9
    8,13,240,10,133,248,189,118,
    13,145,247,2115
FD 180 DATA 232,208,236,162,8,3
    2,186,255,169,3,162,66,160,1
    3,32,189,2113
2C 190 DATA 255,162,0,160,32,13
    4,247,132,248,169,247,160,64
    ,32,216,255,2513
8D 200 DATA 96,68,229,169,32,13
    3,219,169,0,160,200,162,8,32
    ,198,230,2105
3B 210 DATA 173,134,2,32,231,23
    0,169,0,133,219,169,0,160,96
    ,162,32,1942
E0 220 DATA 32,198,230,234,234,
    98,108,229,96,164,211,132,22
    1,32,127,229,2575
10 230 DATA 164,221,177,219,96,
    32,111,229,201,32,96,164,214
    ,185,240,236,2617
86 240 DATA 72,41,240,133,219,1
    04,41,15,9,200,133,220,96,17
    3,33,208,1937
97 250 DATA 77,255,207,41,15,96
    ,98,182,230,230,211,164,211,
    192,80,208,2497
AE 260 DATA 7,160,0,132,211,32,
    42,232,96,133,217,132,218,16
    5,219,160,2156
F0 270 DATA 0,145,217,200,192,2
    50,208,249,152,24,101,217,13
    3,217,144,2,2451
DD 280 DATA 230,218,202,208,232
    ,96,142,134,2,138,10,10,10,1
    0,133,219,1994
4A 290 DATA 173,33,208,41,15,5,
    219,133,219,120,169,225,133,
    1,169,0,1863
ED 300 DATA 76,181,232,0,166,21
    4,208,7,134,211,104,104,76,1
    68,230,202,2313
58 310 DATA 134,214,160,79,132,
    211,96,98,39,231,76,165,231,
    201,13,208,2288
71 320 DATA 3,76,57,232,201,32,
    144,16,201,96,144,4,41,223,2
    08,2,1680
    
```


LISTINGS

<p>EA 330 DATA 41,63,32,132,230,76,147,230,166,216,240,3,76,151,230,201,2234</p> <p>D1 340 DATA 20,208,33,152,208,6,32,1,231,76,105,231,136,132,211,200,1982</p> <p>7A 350 DATA 32,111,229,136,32,97,233,200,192,79,208,243,169,32,32,97,2122</p> <p>80 360 DATA 233,76,168,230,166,212,240,3,76,151,230,201,18,208,2,133,2347</p> <p>DF 370 DATA 199,201,19,208,3,32,102,229,201,29,208,15,192,79,240,6,1963</p> <p>3E 380 DATA 200,132,211,76,168,230,162,0,76,65,232,201,17,208,3,76,2057</p> <p>B1 390 DATA 67,232,32,203,232,76,68,236,41,127,201,127,208,2,169,94,2115</p> <p>7C 400 DATA 201,32,144,3,76,145,230,201,13,208,3,76,57,232,166,212,1999</p> <p>E7 410 DATA 208,44,201,20,208,36,160,79,32,111,229,201,32,208,24,196,1989</p> <p>8C 420 DATA 211,240,20,136,32,111,229,200,32,97,233,136,196,211,208,243,2535</p> <p>7B 430 DATA 169,32,32,97,233,230,216,76,168,230,166,216,240,5,9,64,2183</p> <p>37 440 DATA 76,151,230,201,17,208,9,166,214,240,2,198,214,76,168,230,2400</p> <p>02 450 DATA 201,18,208,4,169,0,133,199,201,29,208,15,152,240,6,136,1919</p> <p>71 460 DATA 132,211,76,168,230,32,1,231,76,168,230,201,19,208,6,32,2021</p> <p>77 470 DATA 68,229,76,168,230,9,128,32,203,232,76,79,236,70,201,166,2203</p> <p>52 480 DATA 214,232,224,25,208,3,32,234,232,134,214,96,162,0,134,216,2360</p> <p>46 490 DATA 134,199,134,212,134,211,32,42,232,76,168,230,169,127,141,0,2241</p> <p>7E 500 DATA 220,173,1,220,201,251,240,249,162,80,160,200,134,217,132,218,2858</p> <p>5C 510 DATA 162,0,134,219,132,220,162,8,160,0,177,217,145,219,200,192,2347</p> <p>2B 520 DATA 240,208,247,24,165,217,105,240,133,217,144,2,230,218,24,165,2579</p> <p>43 530 DATA 219,105,240,133,219,144,2,230,220,202,208,220,162,79,169,32,2584</p> <p>57 540 DATA 157,128,207,202,16,250,162,64,160,97,134,217,132,218,162,0,2306</p> <p>3C 550 DATA 160,96,134,219,132,220,32,223,207,138,157,0,126,157,160,126,2287</p> <p>0E 560 DATA 232,224,160,208,245,166,214,96,160,92,162,4,32,198,230,169,2592</p> <p>15 570 DATA 229,133,1,88,165,219,141,255,207,96,98,234,232,76,73,232,2479</p> <p>8E 580 DATA 120,169,225,133,1,162,0,160,208,134,217,132,218,160,216,134,2389</p> <p>4C 590 DATA 219,132,220,160,196,134,221,132,222,162,4,160,0,177,217,32,2388</p>	<p>23 600 DATA 38,233,177,219,32,38,233,165,223,145,221,200,208,239,230,218,2819</p> <p>61 610 DATA 230,220,230,222,20,208,230,240,14,134,2,162,4,10,10,38,2156</p> <p>ES 620 DATA 223,202,208,249,166,2,96,169,229,133,1,88,162,47,189,231,2395</p> <p>DS 630 DATA 233,157,208,207,202,16,247,169,224,141,72,196,169,230,141,78,2690</p> <p>72 640 DATA 196,169,14,141,72,198,169,78,141,78,198,169,204,141,137,197,2302</p> <p>95 650 DATA 76,33,234,0,133,221,132,222,32,127,229,165,221,164,222,145,2356</p> <p>5B 660 DATA 219,165,220,41,7,9,24,133,220,165,222,41,254,24,101,219,2064</p> <p>16 670 DATA 133,219,144,2,230,220,6,219,38,220,6,219,38,220,165,221,2300</p> <p>6S 680 DATA 9,128,133,217,169,24,133,218,6,217,38,218,6,217,38,218,1989</p> <p>2E 690 DATA 6,217,38,218,160,0,173,24,208,41,2,8,177,217,40,240,1769</p> <p>1B 700 DATA 4,10,10,10,10,41,240,36,221,16,2,73,240,133,223,165,1434</p> <p>1F 710 DATA 222,74,176,11,32,208,207,41,15,5,223,145,219,144,17,70,1809</p> <p>89 720 DATA 223,70,223,70,223,70,223,32,208,207,41,240,5,223,145,219,2422</p> <p>95 730 DATA 200,192,8,208,193,165,221,164,222,96,120,169,229,133,1,177,2498</p> <p>85 740 DATA 219,72,169,229,133,1,104,88,96,120,169,229,133,1,162,30,1955</p> <p>72 750 DATA 160,0,177,217,145,219,200,208,249,230,218,230,220,202,208,242,3125</p> <p>76 760 DATA 169,229,133,1,88,96,168,169,2,133,205,234,234,234,152,164,2411</p> <p>30 770 DATA 211,76,97,233,169,255,141,189,196,169,153,141,190,196,108,0,2524</p> <p>2D 780 DATA 160,98,240,236,0,80,160,240,65,145,225,50,130,210,35,115,2189</p> <p>6E 790 DATA 195,20,100,180,5,85,165,245,70,150,230,55,135,98,125,228,2086</p> <p>A0 800 DATA 32,82,79,77,32,56,48,32,66,89,32,74,32,80,32,77,920</p> <p>EB 810 DATA 69,89,69,82,32,32,32,98,6,229,80,98,53,229,11,98,1307</p> <p>5B 820 DATA 2,230,160,79,132,208,32,121,229,234,98,33,230,234,234,2490</p> <p>6F 830 DATA 98,58,230,32,109,229,234,98,214,232,32,227,230,98,68,234,2423</p> <p>05 840 DATA 32,111,229,234,234,98,79,234,32,145,229,240,6,173,134,2,2212</p> <p>31 850 DATA 32,231,230,98,202,236,187,98,209,236,120,98,217,236,12,15,2457</p> <p>11 860 DATA 98,255,252,76,237,232,98,136,253,162,0,160,92,98,204,253,2606</p>	<p>BB 870 DATA 6,98,214,253,229,98,157,230,198,216,234,234,234,32,19,234,2686</p> <p>6E 880 DATA 32,182,230,165,216,240,2,70,212,104,168,98,0,0,13,69,1801</p> <p>1B 890 DATA 80,82,79,77,32,40,36,50,48,48,48,41,63,0,239,53,1016</p> <p>15 900 DATA 115,240,14,248,182,189,94,150,158,169,172,204,214,136,137,138,2560</p> <p>5F 910 DATA 139,40,41,41,41,42,38,40,40,37,40,40,40,61,61,781</p> <p>59 920 DATA 61,61,61,61,0,227,231,56,231,231,227,220,231,224,225,224,2571</p> <p>90 930 DATA 254,254,4,231,152,170,0,0,0,0,0,0,0,0,0,0,1065</p>
<div style="border: 1px solid black; padding: 5px; width: fit-content; margin: 0 auto;">PROGRAM: BOOT</div>		
<pre> 77 10 REM QUESTIONNAIRE 1 BOOT 1F 20 POKES3280,0:POKES3281,0:P RINICHR\$(144) 1E 30 POKE631,19:POKE632,13:POK E633,82:POKE634,117:POKE635, 13:POKE198,5 A0 40 PROG\$="QUESTIONNAIRE 1" 5B 50 PRINT"[CLR][L[SO]]"+CHR\$(34)+PROG\$+CHR\$(34)+"",8" 50 60 PRINICHR\$(5) 16 70 PRINT"[RIGHT6,DOWN11]QUES TIONNAIRE 1 NOW LOADING..." 38 80 PRINICHR\$(144) </pre>		
<div style="border: 1px solid black; padding: 5px; width: fit-content; margin: 0 auto;">PROGRAM: QUESTIONNAIRE 1</div>		
<pre> 53 10 POKE808,251:REM DISABLE S TOP KEY 37 20 POKE774,226:POKE775,252:R EM LIST COLD START D9 30 POKES3280,2:POKES3281,0:P RINT"[CLR]" A1 40 IFPEEK(49152)=120THENGOTO 90 4A 50 IFPEEK(49152)<>120THENT=0 :FORI=49152TO49298:READA:I=I +A:POKEI,A:NEXT 02 60 IFT<>17877THENPRINT"DATA WRONG":END 75 70 FORI=0TO24:READA:POKE4929 9+I,A:NEXTI C5 80 FORI=0TO47:READA:POKE159 36+I,A:NEXTI A4 90 A\$="[SPC7]** ** * ***** ** * **":GOSUB220 38 100 A\$="[SPC8]** ** ** [SPC4]* * ** * ":GOSUB220 10 110 A\$="[SPC9]** ** ** [SPC3]* ** ** **":GOSUB220 FC 120 A\$="[SPC9]* [SPC3]** * * ** ** **":GOSUB220 8C 130 A\$="[SPC9]* [SPC3]** * [S PC3]* *****":GOSUB220 F6 140 A\$="[SPC8]** [SPC3]** * [S PC3]** ** ** **":GOSUB220 8C 150 A\$="[SPC7]***** ***** </pre>		

LISTINGS

```

** * **":GOSUB220
03 160 PRINT"[DOWN,YELLOW]"TAB(
7)"*****
**
04 170 A$="[SPC7,RVSON]"*****
*PRESENTS*****":GOSUB220

06 180 PRINT"[YELLOW]"TAB(7)"**
*****"
0D 190 POKE198,0:FORI=0TO6:PRI
NT:NEXTI:PRINT"[SPC6]<<PRESS
A KEY TO CONTINUE>>"
07 200 GETAS:IFAS=""THEN200
EE 210 GOTO230
08 220 FORT=1TOLEN(A$):PRINT"[W
HITE]"MID$(A$,I,1):FORT1=1T
O2:NEXTI1,I:PRINT:RETURN
70 230 POKE53280,5:POKE53281,0
6E 240 PRINT"[CLR,DOWN2,RED]"[C
@38]"
0D 250 PRINTTAB(1)"[BLUE]*[SS]*
[SS]*[SS]*[SS]*[SS]*[SS]*[SS
]*[SS]*[SS]*[SS]*[SS]*[SS]*[SS
]*"
EE 260 PRINT"[RED]"[C@38]"
38 270 PRINT"[DOWN6,RED]"[C@38]
"
68 280 PRINTTAB(1)"[BLUE]*[SS]*
[SS]*[SS]*[SS]*[SS]*[SS]*[SS
]*[SS]*[SS]*[SS]*[SS]*[SS]*[SS
]*"
0C 290 PRINT"[RED]"[C@38]"
E1 300 PRINTTAB(10)"[RED,DOWN3,
CP21]"
FF 310 PRINTTAB(10)"[RVSON,YELL
OW,SPC3]D.WARNER[SPC3]1987[S
PC3]"
52 320 PRINTTAB(10)"[RED,CY21]"

76 330 PRINTTAB(7)"[DOWN,CYAN,S
PC3]PRESS 'C' TO CONTINUE":P
OKE198,0
2E 340 POKE53280,0:POKE53281,0:
PRINTCHR$(5):SD=249
3E 350 POKE53269,255:REM TURN O
N 8 SPRITES
BA 360 FORSP=2040TO2046:POKESP,
SD:SD=SD+1:NEXTSP:REM SPRITE
POINTERS
FC 370 FORC=53287TO53294:POKEC,
0:NEXIC:REM SPRITE COLOUR
7C 380 POKE53277,255:POKE53271,
255:REM EXPAND 8 SPRITES
CE 390 POKE53248,45:POKE53249,9
3:REMSPR0 XY
B1 400 POKE53250,78:POKE53251,9
3:REMSPR1 XY
9E 410 POKE53252,126:POKE53253,
93:REMSPR2 XY
A4 420 POKE53254,174:POKE53255,
93:REMSPR3 XY
57 430 POKE53256,222:POKE53257,
93:REMSPR4 XY
CF 440 POKE53264,96:REM MSB SPR
5 & SPR6
71 450 POKE53258,14:POKE53259,9
3:REMSPR5 XY
ED 460 POKE53260,37:POKE53261,9
3:REMSPR6 XY
01 470 POKE820,11:SYS49299:GOSU
B580:REM SPRITE COLOUR
63 480 POKE820,11:SYS49299:GOSU
B580:REM SPRITE COLOUR
BE 490 POKE820,12:SYS49299:GOSU
B580:REM SPRITE COLOUR
03 500 POKE820,15:SYS49299:GOSU
B580:REM SPRITE COLOUR
08 510 POKE820,7:SYS49299:GOSUB
580:REM SPRITE COLOUR
93 520 POKE820,1:SYS49299:GOSUB
580:REM SPRITE COLOUR
33 530 POKE820,7:SYS49299:GOSUB
580:REM SPRITE COLOUR
1A 540 POKE820,15:SYS49299:GOSU
B580:REM SPRITE COLOUR
8B 550 POKE820,12:SYS49299:GOSU
B580:REM SPRITE COLOUR
69 560 GETAS:IFAS="C"THENPOKE53
269,0:GOTO590
51 570 IFAS<>"C"THEN470
AC 580 FORI=0TO40:NEXTI:RETURN:
REM TIME DELAY
81 590 PRINT"[CLR]":POKE53280,0
:POKE53281,0:PRINTCHR$(5)
EC 600 POKE198,0:PRINT:INPUT"[W
HITE,DOWN]DO YOU WANT A CLOC
K ON SCREEN[RIGHT2,CB,LEFT3]
";Z$
06 610 IFZ$<>"Y"THEN740
CF 620 PRINT"[CLR]ENTER TIME(A/
P.HR.MN.SE)":INPUT"[WHITE,R
IGHT2,CB,LEFT3]";A$:IFLEN(A$
)<10THEN620
82 630 HS="A":IFLEFT$(A$,1)="P"
THENHS="P"
6D 640 HO=1:HU=VAL(MID$(A$,3,2)
):IFHU>0ANDHU<13THENHO=HU
6C 650 MI=1:MA=VAL(MID$(A$,6,2)
):IFMA>0ANDMA<60THENMI=MA
C4 660 SE=1:SE=VAL(MID$(A$,9,2)
):IFS>0ANDS<60THENSE=S
07 670 IFHO>9THENHO=HO+6
89 680 IFMI>9THENMI=INT(MI/10)*
16+MI-INT(MI/10)*10
1D 690 IFSE>9THENSE=INT(SE/10)*
16+SE-INT(SE/10)*10
21 700 IF HS="P"THENHO=HO+128
11 710 POKE56331,HO:POKE56330,M
I:POKE56329,SE:POKE56328,0
39 720 POKE821,13:SYS49152:GOTO
740
48 730 POKE631,VA:POKE198,1
73 740 CLR:GOSUB910
8D 750 IFFLAG=1THEN770
FE 760 GOSUB1150
8D 770 GOSUB1400
8D 780 GOSUB1460
FE 790 POKE53280,8:POKE53281,8
05 800 IFSC=XTHENGOSUB2300
AC 810 PRINT"[CLR,DOWN2]FROM A
POSSIBLE TOTAL OF ";X;"QUEST
IONS"
D1 820 PRINT:PRINT"[SPC7]YOU HA
D ";SC;" CORRECT ANSWERS"
CD 830 PRINT:PRINT"[SPC7]OR ";(
SC/1)*(1/X)*(100/1);"%
0D 840 POKE198,0:PRINT:PRINT"[S
PC7]<<PRESS A KEY TO CONTINU
E>>"
6E 850 GETAS:IFAS=""THEN850
6E 860 GOTO910
A3 870 PRINT"[CLR]"
EF 880 CLR
29 890 DIMQ$(X):DIMAS(X),B$(X),
C$(X),D$(X)
91 900 DIMR(X):DIMR$(X):RETURN
AC 910 PRINT"[CLR,WHITE]":POKE5
3281,2:POKE53280,0:PRINT"[SP
C15,C@9]"
EA 920 PRINT"[SPC15,RVSON]MAIN
MENU[RSOFF]"
22 930 PRINT:PRINT"[SPC11]1. EN
TER NEW DATA"
13 940 PRINT:PRINT"[SPC11]2. LO
AD QUESTION FILE"
9D 950 PRINT:PRINT"[SPC11]3. SA
VE QUESTION FILE"
12 960 PRINT:PRINT"[SPC11]4. DI
SK UTILITIES"
8B 970 PRINT:PRINT"[SPC11]5. RU
N QUESTIONS"
FB 980 PRINT:PRINT"[SPC11]6. QU
IT FOR GOOD"
F4 990 GETAS:IFAS=""THEN990
29 1000 IFAS="1"AND EN=1THENVA=
49:GOTO730
FD 1010 IFAS="1"ANDLO=1THENVA=4
9:GOTO730
57 1020 IFAS="1"THENGOSUB760
FC 1030 IFAS="2"AND SA=1THENVA=
50:GOTO730
A5 1040 IFAS="2"ANDLO=1THENVA=5
0:GOTO730
39 1050 IFAS="2"ANDEN=1THENVA=5
0:GOTO730
12 1060 IFAS="2"THENGOSUB1830:G
OSUB1780:FLAG=1:RETURN
07 1070 IFAS="3"ANDQ=0THENPRINT
"[CLR]THERE ARE NONE TO SAVE
!":FORI=0TO1000:NEXT:GOTO910
7C 1080 IFAS="3"THENSA=1:GOSUB1
690
A8 1090 IFAS="4"THENGOSUB2390
4F 1100 IFAS="5"ANDRU=0THENPRIN
T"[CLR]THERE ARE NONE TO RUN
!":FORI=0TO1000:NEXT:GOTO910
8A 1110 IFAS="5"AND RU=1 THEN78
0
43 1120 IFAS="6"THEN1940
8F 1130 IFAS<>"N"THEN990
F6 1140 RETURN
99 1150 GOSUB1900
82 1160 POKE53280,6:POKE53281,9
15 1170 FORC=1TOX
EC 1180 PRINT"[CLR]":PRINT:PRIN
T
2E 1190 PRINT"PLEASE ENTER QUES
TION NO";C
25 1200 PRINT:INPUT"[WHITE,RIGH
T2,CB,LEFT3]";I$
37 1210 PRINT:PRINT"[SPC5]IS TH
IS QUESTION OK? Y/N"
36 1220 GETY$:IFY$=""THEN1220
C9 1230 IFY$="N"THEN1180
C9 1240 IFY$<>"Y"THEN1220
BC 1250 Q$(C)=I$
53 1260 PRINT"[CLR,DOWN]PLEASE
INPUT THE MULTIPLE ANSWERS T
O[SPC4]QUESTION NO:";C
FD 1270 PRINT:PRINT"Q. ";:P$=Q$
(C):GOSUB1640
55 1280 PRINT"[HOME,DOWN6]":PRI
NT"ANSWERS:-":PRINT
90 1290 INPUT"[WHITE]A.[RIGHT2,
CB,LEFT3]";I$:A$(C)=I$
71 1300 PRINT:INPUT"[WHITE]B.[R
IGHT2,CB,LEFT3]";I$:B$(C)=I$
97 1310 PRINT:INPUT"[WHITE]C.[R
IGHT2,CB,LEFT3]";I$:C$(C)=I$
7D 1320 PRINT:INPUT"[WHITE]D.[R
IGHT2,CB,LEFT3]";I$:D$(C)=I$
E4 1330 PRINT:PRINT:INPUT"[WHIT
E]ENTER THE CORRECT ANSWER A
,B,C,D.[RIGHT2,CB,LEFT3]";I$
57 1340 IFASC(I$)<6SORASC(I$)>6
8THENPRINT"[UP]";:GOTO1330
D5 1350 R$(C)=I$:PRINT:PRINT:PR
INT"[SPC5]<<PRESS ANY KEY TO
CONTINUE>>"
38 1360 GETAS:IFAS=""THEN1360
20 1370 NEXTC
5D 1380 Q=1:EN=1
FD 1390 RETURN
CF 1400 FORC=1TOX:R(P)=0:NEXTC:
FORC=1TOX
86 1410 P=INT(RND(0)*X)+1
D4 1420 IFR(P)<>0THEN1410

```


LISTINGS

BB 1430 R(P)=C	VIEW DIRECTORY OF[SPC11]THI	: RETURN
6A 1440 NEXTC	S OR ANOTHER DISK"	D2 2280 POKES+1,RND(1)*200+5:FO
21 1450 RETURN	CF 1870 PRINT:PRINT"[SPC6]PRESS	RZ=1TORND(1)*500+100:NEXTZ:R
F5 1460 SC=0:RU=1	ANY KEY TO LOAD A FILE"	ETURN
BF 1470 POKES3280,6:POKES3281,9	C7 1880 GETAS:IFAS=""THEN1880	D4 2290 POKES+1,RND(1)*200+5:FO
6B 1480 FORC=1TOX:PRINT"[CLR]":	29 1890 IFAS="D"THEN1840	RZ=1TORND(1)*100STEP.2:POKES
PRINT"QUESTION NO.":C:PRINT:	82 1900 PRINT:INPUT"[WHITE,DOWN	+24,Z:NEXTZ:RETURN
P\$=Q\$(R(C)):GOSUB1640	,SPC6]HOW MANY QUESTIONS[RI	17 2300 POKES3280,0:POKES3281,0
55 1490 PRINT:PRINT:PRINT	HT2,CB,LEFT3]";X	:PRINTCHR\$(5):PRINT"[CLR]"
"A. ";P\$=A\$(R(C)):GOSUB1640	95 1910 IFX<=0THEN740	18 2310 FORI=1TO9:PRINT:NEXTI
BD 1500 PRINT:PRINT"B. ";P\$=B\$(AB 1920 GOSUB890	70 2320 PRINT"[SPC12]CONGRATULA
(R(C)):GOSUB1640	1F 1930 RETURN	TIONS!":PRINT
1D 1510 PRINT:PRINT"C. ";P\$=C\$(D9 1940 PRINT"[CLR]"	D0 2330 PRINT"[SPC17]YOU GOT[SP
(R(C)):GOSUB1640	E0 1950 POKES3280,0:POKES3281,0	C6]":PRINT
ED 1520 PRINT:PRINT"D. ";P\$=D\$(:PRINTCHR\$(5)	75 2340 PRINT"[SPC10]ONE HUNDRE
(R(C)):GOSUB1640	B7 1960 PRINT"[DOWN2] I WILL SE	D PERCENT!!"
59 1530 PRINT:PRINT:PRINT:INPUT	LF-DESTRUCT IN[SPC4]SECONDS!	68 2350 Q=7:GOSUB2110
"[WHITE,DOWN]ENTER A,B,C,D.[!":TI\$="000000"	30 2360 GOSUB2110
RIGHT2,CB,LEFT3]";I\$	B2 1970 PRINTTAB(24)"[UP]"10-UA	72 2370 FORI=1TO400:NEXT
3E 1540 IFASC(I\$)<65ORASC(I\$)>6	L(TI\$)"[LEFT] ":IFVAL(TI\$)<1	DB 2380 RETURN
8THENPRINT"[UP]";GOTO1530	0THEN1980	92 2390 PRINT"[CLR]":POKES3280,
2A 1550 IFR\$(R(C))-I\$THENPRINT:	48 1980 PRINTTAB(24)"[UP]"10-UA	0:POKES3281,0:PRINTCHR\$(5)
PRINTSPC(15)I\$;" IS CORRECT"	L(TI\$)"[LEFT] ":IFVAL(TI\$)<1	CF 2400 PRINT"[SPC11]DISK UTILI
:SC-SC+1:Q=8:GOSUB2110	0THEN1980	TIES"
94 1560 IFR\$(R(C))-I\$THENGOTO16	9C 1990 PRINT"[CLR]":FORX=1TO10	68 2410 PRINT:PRINT"[SPC11]1. U
00	0	IEW DIRECTORY"
BE 1570 PRINT:PRINTSPC(15)I\$;"	F9 2000 POKES3280,2:POKES3281,4	AS 2420 PRINT:PRINT"[SPC11]2. S
IS WRONG"	:POKES3280,8	CRAICH FILE"
1D 1580 PRINTSPC(15)R\$(R(C));"	CD 2010 POKES3281,3:POKES3280,7	EB 2430 PRINT:PRINT"[SPC11]3. U
IS THE CORRECT ANSWER"	:POKES3281,9	ALIDATE DISK"
6C 1590 Q=4:GOSUB2110	C1 2020 NEXIX	E3 2440 PRINT:PRINT"[SPC11]4. F
33 1600 PRINT:PRINT"[SPC9]<<ANY	ED 2030 PRINT"[DOWN11,RIGHT18,C	ORMAT DISK"
KEY TO CONTINUE>>"	05]"	D3 2450 PRINT:PRINT"[SPC11]5. R
49 1610 GETAS:IFAS=""THEN1610	2F 2040 PRINT"[SPC18,RVSON]BANG	EAD ERROR CHANNEL"
18 1620 NEXTC	!"	C9 2460 PRINT:PRINT"[SPC11]6. Q
EA 1630 RETURN	1A 2050 POKES4296,15:POKES4278,	UIT TO MAIN MENU"
E6 1640 IFLEN(P\$)>80THEN1660	240	60 2470 PRINT:INPUT"[WHITE,DOWN
37 1650 FORN=1TOLEN(P\$):PRINTMI	41 2060 FORI=1TO80	,SPC11]ENTER CHOICE[RIGHT2,C
D\$(P\$,N,1);:NEXTN:PRINT:RETU	A6 2070 POKES4276,17:POKES4273,	B,LEFT3]";A
RN	99+100*RND(0)	EA 2480 ONAGOSUB2500,2630,2730,
B7 1660 N1=80	33 2080 NEXT:POKES4276,0	2900,3110,910
54 1670 IFMIDS(P\$,N1,1)<>"THE	50 2090 FORT=1TO2000:NEXTI	88 2490 GOTO2390
N N1-N1-1:GOTO1670	62 2100 PRINT"[CLR]":SYS64738	D3 2500 PRINT"[CLR]":PRINT:PRIN
02 1680 FORN=NTON1:PRINTMIDS(P\$,	FD 2110 S=54272:W(1)=17:W(2)=33	T"[SPC10]PLACE DISK INTO DRI
N,N,1);:NEXTN:PRINT:P\$=MIDS(P\$,	:W(3)=129	VE"
N,N+1):GOTO1640	92 2120 FORZ=STOS+24:POKEZ,0:NE	38 2510 PRINT:PRINT"[SPC7]<<PRE
40 1690 PRINT"[CLR,DOWN2]":INPU	XTZ	SS A KEY TO CONTINUE>>"
T"[WHITE,DOWN]ENTER FILENAME	10 2130 P=Q:W=2	C5 2520 GETAS:IFAS=""THEN2520
:[RIGHT2,CB,LEFT3]";I\$	6C 2140 POKES+24,15:POKES+5,15:	43 2530 PRINT"[CLR]":OPEN1,8,0,
2A 1700 PRINT"[CLR]":PRINT"[SPC	POKES+4,W(W):POKES+6,15	"\$"
7]PLACE FILES DISK INTO DRIV	11 2150 ONPGOSUB2170,2180,2190,	75 2540 GET#1,B\$:IFST<>0THEN259
E"	2200,2210,2220,2230,2240,225	0
D3 1710 PRINT:PRINT"[SPC7]<<PRE	0,2260,2270	3F 2550 IFB\$<>CHR\$(34)THEN2540
SS SPACE TO CONTINUE>>"	85 2160 POKES+4,W(W)-1:POKES+5,	44 2560 PRINTTAB(14):GET#1,B\$:I
39 1720 GETAS:IFAS=""THEN1720	0:POKES,0:POKES+1,0:RETURN	FB\$<>CHR\$(34)THENPRINTB\$;:GO
72 1730 OPEN1,8,1,I\$	17 2170 FORZ=1TO75STEP.1:POKES+	TO2560
54 1740 FORC=1TOX:PRINT#1,Q\$(C)	1,Z:NEXTZ:RETURN	4C 2570 PRINTLEFT\$(C\$,3)
:PRINT#1,A\$(C):PRINT#1,B\$(C)	F1 2180 FORZ=1TO75STEP.1:POKES+	88 2580 IFST=0THEN2540
:PRINT#1,C\$(C)	1,Z:POKES,Z:NEXTZ:RETURN	89 2590 CLOSE1
FC 1750 PRINT#1,D\$(C):PRINT#1,R	50 2190 FORZ=75TO5STEP-1:POKES+	DB 2600 PRINT:PRINT"[SPC7]<<PRE
\$(C):NEXTC:CLOSE1	1,Z:POKES,Z:NEXTZ:RETURN	SS A KEY TO CONTINUE>>"
56 1760 IFSA=1THENSA=0:GOTO910	7D 2200 FORZ=1TO100:POKES+1,RND	36 2610 GETAS:IFAS=""THEN2610
7E 1770 RETURN	(1)*75:NEXTZ:RETURN	CB 2620 RETURN
3F 1780 PRINT:INPUT"[WHITE,DOWN	70 2210 FORZ=1TO200:POKES+1,ABS	CB 2630 PRINT"[CLR,SPC14]FILE D
JENTER FILENAME:[RIGHT2,CB,L	(TAN(Z)+5):NEXTZ:RETURN	ELETE"
EFT3]";I\$	46 2220 POKES+1,10:POKES,127:FO	05 2640 PRINT:INPUT"[WHITE,DOWN
22 1790 OPEN1,8,0,I\$:PRINT"[CLR	RZ=1TO15STEP.05:POKES+24,Z:N	,SPC14]SURE Y/N[RIGHT2,CB,LE
J]":PRINT:PRINT"[SPC7]";I\$;"	EXTZ:RETURN	FT3]";A\$
IS NOW LOADING"	38 2230 FORZ=1TO250STEP1:POKES+	4E 2650 IFAS<>"Y"THEN2390
AD 1800 FORC=1TOX:INPUT#1,Q\$(C)	1,Z:POKES+1,255-Z:NEXTZ:RETU	91 2660 A\$="XX"
:INPUT#1,A\$(C):INPUT#1,B\$(C)	RN	E8 2670 PRINT:PRINT"[SPC14]NAME
:INPUT#1,C\$(C)	77 2240 FORZ=5TO100STEP5:FORZZ=	TO":INPUT"[WHITE,DOWN,SPC14
D9 1810 INPUT#1,D\$(C):INPUT#1,R	10TO100STEP10:POKES+1,Z:POKE	JDELETE[RIGHT2,CB,LEFT3]";A\$
\$(C):NEXTC:CLOSE1	S,ZZ:NEXTZZ,Z:RETURN	8F 2680 IFAS="XX"THEN2390
95 1820 LO=1:RETURN	C9 2250 FORZ=20TO200STEP10:FORZ	30 2690 IFAS<>"XX"THENPRINT"[SP
3C 1830 PRINT"[CLR]":POKES3280,	Z=1TO20:POKES+1,Z-ZZ:POKES+1	C14]DELETING ";A\$
0:POKES3281,0:PRINTCHR\$(5)	,ZZ+50:NEXTZZ,Z:RETURN	6E 2700 IFAS<>"XX"THENOPEN15,8,
39 1840 GOSUB2500	2B 2260 FORZ=1TO40:FORZZ=1TORND	15
DB 1850 PRINT	(1)*50:POKES+1,ZZ:NEXTZZ,Z:R	72 2710 PRINT#15,"S. ";A\$;"
AB 1860 PRINT"[SPC6]PRESS D. TO	ETURN	C6 2720 CLOSE15:RETURN
	8B 2270 FORZ=10TO100STEP10:FORZ	
	Z=5TOZ:POKES+1,Z-ZZ:NEXTZZ,Z	

LISTINGS

PROGRAM: LISTING 1

```

C9 2730 PRINT"[CLR]":PRINT"[SPC
16]VAL. DISK"
08 2740 PRINT:PRINT"[SPC10]PLAC
E DISK INTO DRIVE"
BD 2750 PRINT:PRINT"[SPC7]<<PRE
SS A KEY TO CONTINUE>>"
A0 2760 GETAS:IFAS=""THEN2760
E5 2770 OPEN15,8,15
54 2780 PRINT"[CLR]"
B4 2790 FORI=1TO12:PRINT:NEXTI
9D 2800 PRINT"[SPC13]VALIDATING
DISK"
7E 2810 PRINT#15,"U"
D5 2820 CLOSE15
53 2830 PRINT"[CLR]"
43 2840 FORI=1TO12:PRINT:NEXTI
56 2850 POKE198,0
79 2860 PRINT"[CLR]":PRINT"[SPC
12]DISK VALIDATED"
40 2870 PRINT:PRINT"[SPC6]<<PRE
SS A KEY TO CONTINUE>>"
CE 2880 GETAS:IF AS=""THEN2880
DB 2890 RETURN
9D 2900 PRINT"[CLR]"
8E 2910 POKE53280,0:POKE53281,0

E7 2920 PRINTCHR$(5)
18 2930 PRINT"[SPC14]FORMAT DIS
K"
FB 2940 PRINT:INPUT"[SPC14]SURE
? Y/N";AS
67 2950 IFAS="Y"THEN2970
2F 2960 IFAS<>"Y"THEN2390
7E 2970 PRINT:INPUT"[SPC14]DISK
NAME";NS
D6 2980 PRINT:INPUT"[SPC14]ID";
IS
08 2990 OPEN15,8,15
DC 3000 PRINT#15,"N:"NS","IS"
07 3010 PRINT"[CLR]"
CF 3020 FORI=1TO12:PRINT:NEXTI
29 3030 PRINT"[SPC8]FORMATTING
DISK " NS " " IS""
49 3040 CLOSE15
3F 3050 PRINT"[CLR]"
D3 3060 PRINT"[SPC12]DISK " NS
" " IS" READY"
85 3070 PRINT:PRINT"[SPC12]ANDT
HER DISK Y/N"
E4 3080 GETAS:IFAS=""THEN3080
AD 3090 IFAS="Y"THENGOTO2970
E2 3100 IFAS<>"Y"THEN2390
64 3110 PRINT"[CLR]":FORI=0TO4:
PRINT:NEXTI
84 3120 PRINTTAB(14)
91 3130 OPEN2,8,15
5F 3140 GET#2,AS:PRINTAS;:IF AS
<>CHR$(13)GOTO3140
2C 3150 CLOSE2
59 3160 PRINT:PRINT"[SPC7]<<PRE
SS A KEY TO CONTINUE>>"
00 3170 GETAS:IF AS=""THEN3170
F6 3180 RETURN
8F 3190 DATA120,169,21,141,20,3
,169,192,141,21
23 3200 DATA3,173,14,220,9,128,
141,14,220,88
7B 3210 DATA96,230,171,165,171,
201,60,144,79,169
26 3220 DATA26,133,167,169,4,13
3,168,24,169,0
87 3230 DATA101,167,133,169,169
,212,101,168,133,170
D4 3240 DATA173,11,220,72,160,1
29,41,128,240,2
75 3250 DATA160,144,152,160,0,1
45,167,32,129,192
AE 3260 DATA32,134,192,104,41,1
27,32,111,192,169
CA 3270 DATA58,145,167,32,129,1
92,173,10,220,32
33 3280 DATA111,192,169,58,145,

```

```

167,32,129,192,173
C1 3290 DATA9,220,32,111,192,17
3,8,220,76,49
0C 3300 DATA234,72,41,240,74,74
,74,74,32,124
44 3310 DATA192,104,41,15,24,10
5,176,145,167,173
7B 3320 DATA53,3,145,169,230,16
7,208,2,230,168
AD 3330 DATA230,169,208,2,230,1
70,96
6B 3340 DATA173,52,3,141,39,208
,141,40,208,141,41,208,141,4
2,208,141,43,208
A2 3350 DATA141,44,208,141,45,2
08,96
CC 3360 DATA255,255,255,192,0,0
,192,0,0,192,0,0,192,0,0,192
,0,0,192,0,0,192
44 3370 DATA0,0,192,0,0,192,0,0
,192,0,0,192,0,0,192,0,0,192
,0,0
D2 3380 DATA192,0,0,192,0,0,192
,0,0,192,0,0,192,0,0,192,0,0
,255,255,255,255
0C 3390 DATA255,255,255,0,0,0,0
,0,0,0,30,192,0,126,224,0
6C 3400 DATA231,240,0,198,112,1
,198,120,1,222,56,1,206,119,
1,207
70 3410 DATA119,0,219,227,0,241
,235,0,127,251,0,31,121,0,0,
16
E2 3420 DATA0,0,0,0,0,0,0,0,0,0
,0,0,255,255,255,0
D0 3430 DATA255,255,255,0,0,0,0
,0,0,0,0,0,0,0,0,0
41 3440 DATA0,0,0,0,96,0,0,48,0
,0,48,113,198,49,55,239
E6 3450 DATA188,55,109,60,55,19
8,48,243,169,48,153,239,56,0
,2,8
7A 3460 DATA0,0,0,0,0,0,0,0,0,0
,0,0,255,255,255,0
08 3470 DATA255,255,255,0,0,0,0
,0,0,0,0,0,0,0,0,0
8B 3480 DATA0,0,0,0,0,0,0,0,0,0
,0,128,0,0,7,44
55 3490 DATA28,207,191,50,204,1
79,54,205,179,54,207,153,155
,2,0,0
12 3500 DATA0,0,0,0,0,0,0,0,0,0
,0,0,255,255,255,0
40 3510 DATA255,255,255,0,0,0,0
,0,0,0,0,0,0,0,0,0
D5 3520 DATA0,1,0,0,3,0,0,0,0,0
,0,192,0,0,13,142
C1 3530 DATA0,102,223,0,102,27,
0,102,30,0,99,29,128,1,7,3
6A 3540 DATA0,0,0,0,0,0,0,0,0,0
,0,0,255,255,255,0
96 3550 DATA255,255,255,0,0,0,0
,0,0,112,0,0,240,0,0,240
4C 3560 DATA0,0,112,0,0,112,0,0
,112,0,0,112,0,0,112,0
05 3570 DATA0,112,0,0,112,0,0,1
12,0,0,248,0,0,252,0,0
82 3580 DATA0,0,0,0,0,0,0,0,0,0
,0,0,255,255,255,0
0B 3590 DATA255,255,0,0,3,0,0,3
,0,0,3,0,0,3,0,0
8B 3600 DATA3,0,0,3,0,0,3,0,0,3
,0,0,3,0,0,3
DE 3610 DATA0,0,3,0,0,3,0,0,3,0
,0,3,0,0,3,0
CS 3620 DATA0,3,0,0,3,0,0,3,0,0
,3,0,255,255,0,0

```

		.ORG	\$C
000			
20	CIAIRQMASK		=\$DCOD
30	CIAIRQREG		=\$DDOD
40	VICCTRL		=\$D011
50	RASCOMPARE		=\$D012
60	RASTER1		=\$0A
70	RASTER2		=\$9E
80	YELLOW		=\$07
90	BLACK		=\$00
100	BORDER		=\$D020
110	SCREEN		=\$D021
120	LO.VECTOR		=\$0314
130	HI.VECTOR		=\$0315
140	VICIRQ		=\$D019
150	IRQMASK		=\$D01A
160	INITIALISE		SEI
170			:DISABLE I
RQ			
180			LDA #\$1F
190			STA CIAIRQ
MASK			
200			STA CIAIRQ
REG			
210			:ENABLE IR
Q			
220			LDA CIAIRQ
MASK			
230			LDA CIAIRQ
REG			
240			LDA VICCTR
L			
250			AND #\$7F
260			STA VICCTR
L			
270			:CHANGE \$0
314	VECTOR TO ROUTINE 1		
280	SETPOINT		LDA #ROUTI
NE1&255			
290			STA LO.VEC
TOR			
300			LDA #ROUTI
NE1/256			
310			STA HI.VEC
TOR			
320			:ENABLE IR
Q			
330			LDA #\$01
340			STA IRQMAS
K			
350			:SET RASTE
R INTERRUPT CONTROL TO FIRST SPL			
IT			
360	RASTERUPT		LDA #RASTE
R1			
370			STA RASCOM
PARE			
380			:RETURN TO
BASIC			
390			CLI
400			RTS
410			:
420			:
430			:SET COLOU
R TO YELLOW			
440	ROUTINE1		LDA #YELLO
W			
450			STA BORDER
460			STA SCREEN
470			:SET INTER
RUPT VECTORS FOR SECOND SPLIT			
480			LDA #ROUTI
NE2&255			
490			STA LO.VEC
TOR			
500			LDA #ROUTI

LISTINGS

<pre> NE2/256 510 STA HI.VEC TOR 520 LDA #RASTE R2 530 STA RASCOM PARE 540 LDA #\$01 550 STA VICIRQ 560 JMP \$EA31 570 ; 580 ; 590 ;NOP PAD M AY NEED INCREASE/DECREASE FOR YO UR MACHINE 600 ROUTINE2 NOP 610 NOP 620 NOP 630 NOP 640 NOP 650 NOP 660 NOP 670 NOP 680 NOP 690 ;CHANGE CO LOUR TO BLACK 700 LDA #BLACK 710 STA BORDER 720 STA SCREEN 730 ;SET UP VE CTORS FOR ROUTINE 1 740 LDA #ROUTI NE1&255 750 STA LO.VEC TOR 760 LDA #ROUTI NE1/256 770 STA HI.VEC TOR 780 LDA #RASTE R1 790 STA RASCOM PARE 800 ;SET VIC I RQ FLAG 810 LDA #\$01 820 STA VICIRQ 830 JMP \$EA31 </pre>	<pre> 730 JMP \$EA31 740 ;DELETE OL D LINES 750-830 </pre> <div style="border: 1px solid black; padding: 5px; text-align: center; margin: 10px 0;"> PROGRAM: LISTING 3 </div> <pre> 10 .ORG \$C 000 20 CIAIRQMASK =-\$DCOD 30 CIAIRQREG =-\$DDOD 40 VICCTRL =-\$D011 50 RASCOMPARE =-\$D012 60 RASTER1 =-\$0A 70 RASTER2 =-\$9E 80 YELLOW =-\$07 90 BLACK =-\$00 100 BORDER =-\$D020 110 SCREEN =-\$D021 120 LO.VECTOR =-\$0314 130 HI.VECTOR =-\$0315 140 VICIRQ =-\$D019 150 IRQMASK =-\$D01A 160 INITIALISE SEI 170 JSR CHARMO VE 180 ;DISABLE I RQ 190 LDA #\$1F 200 STA CIAIRQ MASK 210 STA CIAIRQ REG 220 ;ENABLE IR Q 230 LDA CIAIRQ MASK 240 LDA CIAIRQ REG 250 LDA VICCTR L 260 AND #\$7F 270 STA VICCTR L 280 ;CHANGE \$0 314 VECTOR TO ROUTINE 1 290 SETPOINT LDA #ROUTI NE1&255 300 STA LO.VEC TOR 310 LDA #ROUTI NE1/256 320 STA HI.VEC TOR 330 ;ENABLE IR Q 340 LDA #\$01 350 STA IRQMAS K 360 ;SET RASTE R INTERRUPT CONTROL TO FIRST SPL IT 370 RASTERUPT LDA #RASTE R1 380 STA RASCOM PARE 390 ;RETURN TO BASIC 400 CLI 410 RTS 420 ; 430 ; 440 ;SET COLOU R TO YELLOW 450 ROUTINE1 LDA #YELLO W 460 STA BORDER 470 STA SCREEN 480 LDA \$D018 490 AND #\$F0 </pre>	<pre> 500 ORA #\$04 510 STA \$D018 520 ;SET INTER RUPT VECTORS FOR SECOND SPLIT 530 LDA #ROUTI NE2&255 540 STA LO.VEC TOR 550 LDA #ROUTI NE2/256 560 STA HI.VEC TOR 570 LDA #RASTE R2 580 STA RASCOM PARE 590 LDA #\$01 600 STA VICIRQ 610 JMP \$EA31 620 ; 630 ; 640 ;REWORKED ROUTINE 650 ROUTINE2 LDA #ROUTI NE1&255 660 STA LO.VEC TOR 670 LDA #ROUTI NE1/256 680 STA HI.VEC TOR 690 LDA #RASTE R1 700 STA RASCOM PARE 710 ;CHANGE CO LOUR TO BLACK 720 LDA #BLACK 730 STA BORDER 740 STA SCREEN 750 LDA \$D018 760 AND #\$F0 770 ORA #\$06 780 STA \$D018 790 ;SET VIC I RQ FLAG 800 LDA #\$01 810 STA VICIRQ 820 JMP \$EA31 830 ; 840 ; 850 ;SWITCH IN CHARACTER ROM 860 CHARMOVE LDA \$01 870 AND #\$FB 880 STA \$01 890 ;MOVE CHAR ACTER DATA TO \$1000 900 LDY #\$00 910 LOOP LDA \$D000, Y 920 STA \$1000, Y 930 LDA \$D100, Y 940 STA \$1100, Y 950 LDA \$D200, Y 960 STA \$1200, Y 970 LDA \$D300, Y 980 STA \$1300, Y 990 LDA \$D800, Y 1000 STA \$1800, Y 1010 LDA \$D900, Y </pre>
<div style="border: 1px solid black; padding: 5px; text-align: center; margin-bottom: 10px;"> PROGRAM: LISTING 2 </div> <pre> 570 ; 580 ; 590 ;REWORKED ROUTINE 600 ROUTINE2 LDA #ROUTI NE1&255 610 STA LO.VEC TOR 620 LDA #ROUTI NE1/256 630 STA HI.VEC TOR 640 LDA #RASTE R1 650 STA RASCOM PARE 660 ;CHANGE CO LOUR TO BLACK 670 LDA #BLACK 680 STA BORDER 690 STA SCREEN 700 ;SET VIC I RQ FLAG 710 LDA #\$01 720 STA VICIRQ </pre>		

LISTINGS

<pre> 1020 STA \$1900. Y 1030 LDA \$DA00. Y 1040 STA \$1A00. Y 1050 LDA \$DB00. Y 1060 STA \$1B00. Y 1070 INY 1080 BNE LOOP 1090 ;SWITCH OU T CHARACTER ROM 1100 LDA \$01 1110 ORA #\$04 1120 STA \$01 1130 RTS </pre>	<pre> PRG-NAME: BYT'TYPEWRITER FILENAME: CURSOR RT'S 10 ORG 50000 20 ; 30 IRQVECTOR EQU \$0314 40 NORMALIRQ EQU \$EA31 50 COUNT EQU 170 60 CURSFLAG EQU 171 70 ; 80 ; 90 JMP CURSORON 100 JMP CURSOROFF 110 ; 120 ; 130 ; *** TURN CURSOR ON *** 140 ; 150 CURSORON SEI 160 LDA #<FLASHCURS 170 STA <IRQVECTOR 180 LDA #>FLASHCURS 190 STA >IRQVECTOR 200 ; 210 LDA #0 220 STA CURSFLAG 230 STA COUNT 240 ; 250 CLI 260 RTS 270 ; 280 ; 290 ; 300 ; 310 ; *** TURN CURSOR OFF *** 320 ; 330 CURSOROFF SEI 340 LDA #<NORMALIRQ 350 STA <IRQVECTOR 360 LDA #>NORMALIRQ 370 STA >IRQVECTOR 380 CLI 390 RTS 400 ; 410 ; 420 ; 430 ;***** 440 ; 450 ; *** FLASH CURSOR ROUTINE ** 460 ; 470 ; (THIS ROUTINE IS CALLED EVERY 480 ; 60TH OF A SECOND.) 490 ; 500 ;BUMP REAL TIME CLOCK. 510 ; 520 FLASHCURS JSR \$FFEA 530 ; 540 ;UPDATE COUNTER. IF 20 HAS BEEN 550 ;REACHED, CHANGE CURSOR. ELSE 560 ;EXIT STRAIGHT AWAY. 570 ; 580 INC COUNT 590 LDA COUNT 600 CMP #20 610 BNE EXIT 620 ; 630 ;RESET COUNTER AND TEST CURSFLAG 640 ; 650 CHANGE LDA #0 660 STA COUNT 670 ; 680 LDA CURSFLAG 690 BNE PRINTCHAR 700 ; 710 ;PRINT INVERTED CHARACTER... 720 ; 730 INC CURSFLAG 740 LDY #0 750 LDA (SCREENMEM),Y 760 CLC 770 ADC #128 780 STA (SCREENMEM),Y 790 LDA #6 800 STA (SCREENCOL),Y 810 BNE EXIT 820 ; 830 ;OR NORMAL CHARACTER. 840 ; </pre>	<pre> 850 PRINTCHAR DEC CURSFLAG 860 LDY #0 870 LDA (SCREENMEM),Y 880 SEC 890 SBC #128 900 STA (SCREENMEM),Y 910 LDA #6 920 STA (SCREENCOL),Y 930 ; 940 ; 950 ; 960 ;DO REST OF NORMAL INTERRUPT-RT. 970 ; 980 EXIT JMP \$EA7B PRG-NAME: BYT'TYPEWRITER FILENAME: TYPEWRITER RT 10 ORG 49152 20 ; 30 SCREENMEM EQU 251 40 SCREENCOL EQU 253 50 TEXTFILE EQU 168 60 ; 70 GETIN EQU \$FFE4 80 CURSORON EQU 50000 90 CURSOROFF EQU 50003 100 ; 110 ; 120 ;INITIATE TEXTFILE. 130 ; 140 LDA #<10000 150 STA <TEXTFILE 160 LDA #>10000 170 STA >TEXTFILE 180 ; 190 ;INITIATE SCREEN AND COLOUR VARS. 200 ; 210 LDA #<1024 220 STA <SCREENMEM 230 LDA #>1024 240 STA >SCREENMEM 250 ; 260 LDA #<55296 270 STA <SCREENCOL 280 LDA #>55296 290 STA >SCREENCOL 300 ; 310 ;CLEAR THE SCREEN. 320 ; 330 JSR \$E544 340 ; 350 ;SWITCH COMPUTER INTO 360 ;BUSINESS MODE. 370 ; 380 LDA #14 390 JSR \$E716 400 ; 410 ;TURN INTERRUPT-DRIVEN CURSOR ON. 420 ; 430 JSR CURSORON 440 ; 450 ; 460 ; 470 ;WAIT FOR KEYPRESS. 480 ; 490 GETKEY JSR GETIN 500 BEQ GETKEY 510 ; 520 ;IF F1 PRESSED, EXIT. 530 ; 540 CMP #133 550 BNE GETKEY1 560 JMP EXIT 570 ; 580 ;IF DELETE KEY HAS BEEN PRESSED, 590 ;JUMP TO DELETION & CRSR LEFT RT. 600 ; 610 GETKEY1 CMP #20 620 BEQ DELE.CRSR 630 ; 640 ;IF CRSR LEFT, DITO. 650 ; 660 CMP #157 670 BEQ DELE.CRSR 680 ; 690 ;IF CRSR RIGHT, JUMP FORWARD. 700 ; </pre>
--	--	--

PROGRAM: LISTING 4
PROGRAM: BASIC LOADER

```

F5 0 DATA 120, 32, 130, 192, 16
    9, 31, 141, 13
4D 1 DATA 220, 141, 13, 221, 17
    3, 13, 220, 173
A0 2 DATA 13, 221, 173, 17, 208
    , 41, 127, 141
65 3 DATA 17, 208, 169, 48, 141
    , 20, 3, 169
52 4 DATA 192, 141, 21, 3, 169,
    1, 141, 26
97 5 DATA 208, 169, 10, 141, 18
    , 208, 88, 96
D5 6 DATA 169, 7, 141, 32, 208,
    141, 33, 208
C1 7 DATA 173, 24, 208, 41, 240
    , 9, 4, 141
2B 8 DATA 24, 208, 169, 89, 141
    , 20, 3, 169
A5 9 DATA 192, 141, 21, 3, 169,
    158, 141, 18
0B 10 DATA 208, 169, 1, 141, 25
    , 208, 76, 49
3E 11 DATA 234, 169, 48, 141, 2
    0, 3, 169, 192
43 12 DATA 141, 21, 3, 169, 10,
    141, 18, 208
6F 13 DATA 169, 0, 141, 32, 208
    , 141, 33, 208
24 14 DATA 173, 24, 208, 41, 24
    0, 9, 6, 141
45 15 DATA 24, 208, 169, 1, 141
    , 25, 208, 76
1B 16 DATA 49, 234, 165, 1, 41,
    251, 133, 1
93 17 DATA 160, 0, 185, 0, 208,
    153, 0, 16
8B 18 DATA 185, 0, 209, 153, 0,
    17, 185, 0
D6 19 DATA 210, 153, 0, 18, 185
    , 0, 211, 153
3D 20 DATA 0, 19, 185, 0, 216,
    153, 0, 24
B4 21 DATA 185, 0, 217, 153, 0,
    25, 185, 0
1C 22 DATA 218, 153, 0, 26, 185
    , 0, 219, 153
0E 23 DATA 0, 27, 200, 208, 205
    , 165, 1, 9
D4 24 DATA 4, 133, 1, 96, -1
45 100 READA: IFA--1THENEND
A7 110 POKE49152+B,A
69 120 B=B+1
3C 130 GOTO100
        
```



```

710      CMP #29
720      BEQ CURSRIGHT
730      ;
740      ;
750      ;
760      ;STORE CHARACTER IN TEXTFILE.
770      ;
780      LDY #0
790      STA (TEXTFILE),Y
800      ;
810      ;CONVERT ASCII INTO SCREEN CODE.
820      ;
830      CMP #128
840      BCC SKIP
850      SBC #64      ;UPPER CASE
860  SKIP  CMP #64      ;LOWER CASE
870      BCC PRINT
880      SBC #64
890      ;
900      ;PRINT CHARACTER ONTO SCREEN.
910      ;
920  PRINT STA (SCREENMEM),Y
930      LDA #6
940      STA (SCREENCOL),Y
950      ;
960      ;ADVANCE TO NEXT PRINT POSITION.
970      ;
980  CURSRIGH1 INC <TEXTFILE
990      BNE NOHIGH
1000     INC >TEXTFILE
1010     ;
1020  NOHIGH  INC <SCREENMEM
1030     BNE NOHIGH1
1040     INC >SCREENMEM
1050     ;
1060  NOHIGH1 INC <SCREENCOL
1070     BNE GETKEY
1080     INC >SCREENCOL
1090     BNE GETKEY
1100     ;
1110     ;
1120     ;
1130     ;CRSR RIGHT ROUTINE:
1140     ;RECOVER CHARACTER TO THE LEFT.
1150     ;AND JUMP BACK TO MAIN ROUTINE.
1160     ;
1170  CURSRIGHT LDY #0
1180     LDA (SCREENMEM),Y
1190     CMP #128
1200     BCC PRINT2
1210     SBC #128
1220  PRINT2  STA (SCREENMEM),Y
1230     LDA #6
1240     STA (SCREENCOL),Y
1250     ;
1260     BNE CURSRIGH1
1270     ;
1280     ;
1290     ;
1300     ;DELETION & CRSR LEFT ROUTINE:
1310     ;
1320     ;IF BEG. OF SCREEN, EXIT.
1330     ;
1340  DELE. CRSR LDX #<1024
1350     CPX <SCREENMEM
1360     BNE START
1370     LDX #>1024
1380     CPX >SCREENMEM
1390     BEQ GETKEY
1400     ;
1410     ;SAVE ACCUMULATOR.
1420     ;
1430  START   PHA
1440     ;
1450     ;RECOVER CHARACTER TO THE LEFT.
1460     ;
1470     LDY #0
1480     LDA (SCREENMEM),Y
1490     CMP #128
1500     BCC PRINT1
1510     SBC #128
1520  PRINT1  STA (SCREENMEM),Y
1530     LDA #6
1540     STA (SCREENCOL),Y
1550     ;
1560     ;GO ONE POSITION BACKWARDS.
1570     ;
1580     LDA <TEXTFILE
1590     BNE NOHIGH2
1600     DEC >TEXTFILE
1610  NOHIGH2 DEC <TEXTFILE
1620     ;
1630     LDA <SCREENMEM
1640     BNE NOHIGH3
1650     DEC >SCREENMEM
1660  NOHIGH3 DEC <SCREENMEM
1670     ;
1680     LDA <SCREENCOL
1690     BNE NOHIGH4
1700     DEC >SCREENCOL
1710  NOHIGH4 DEC <SCREENCOL
1720     ;
1730     ;RECOVER ACCUMULATOR AND TEST IT.
1740     ;IF CRSR LEFT, EXIT.
1750     ;
1760     PLA
1770     CMP #157
1780     BEQ CRSREXIT
1790     ;
1800     ;PRINT A SPACE OVER LETTER.
1810     ;
1820     LDY #0
1830     LDA #32      ;SPACE
1840     STA (TEXTFILE),Y
1850     STA (SCREENMEM),Y
1860     LDA #6      ;BLUE
1870     STA (SCREENCOL),Y
1880     ;
1890  CRSREXIT JMP GETKEY
1900     ;
1910     ;
1920     ;
1930     ;
1940     ;MAIN EXIT:
1950     ;TURN INTERRUPT DRIVEN CURSOR OFF
1960     ;AND RETURN TO BASIC.
1970     ;
1980  EXIT    JSR CURSOROFF
1990     RTS

```

SATELLITE TV
NEW THE MONTHLY GUIDE TO TV FROM SPACE
 DAILY PROGRAMME GUIDE
 DRAKE ON TEST - TOP SYSTEM REVIEWED
 FREE with Which Video? & Video Today
 NOT TO BE SOLD SEPARATELY
 THE LATEST STV NEWS FROM AROUND THE WORLD
 COMPLETE BUYER'S GUIDE
 STV DATA - THE FACTS AND FIGURES YOU NEED
FREE EACH MONTH WITH
OUT NOW AT YOUR LOCAL NEWSAGENT
 Argus Specialist Publications Ltd., No 1 Golden Square, London W1R 3AB

Are you receiving it?

SATELLITE TV

- Easy to understand
- Full programme details
- In-depth reviews
- Interesting features
- Questions answered
- and more...

Each month this magazine contains all you need to know about Satellite TV - the latest news, hardware and programme reviews, answers to often-asked readers' questions, interesting features and a comprehensive programme listing for the next month's viewing.

YOU CAN'T AFFORD TO MISS IT!

video and **Which Video?**
 TODAY

Argus Specialist Publications Ltd., No 1 Golden Square, London W1R 3AB

Repairs Guide

CALL

JON WATSON


ON

01 - 437 0699

PROBLEMS WITH YOUR COMMODORE ?

**FOR FAST, RELIABLE AND PROFESSIONAL
REPAIRS AT COMPETITIVE PRICES**

P M ENGINEERING



UNIT 8, NEW ROAD, ST. IVES,
CAMBRIDGESHIRE. PE17 - 4BG



ST. IVES (0480) 61394

FAST COMPUTER REPAIR CENTRE — LONDON

★ Commodore, BBC Micro
Spectrum, Amstrad, Atari, IBM +
Others

★ We sell a wide range of spares
PHONE 01-863 7166

PROMPT ELECTRONICS
Unit 4, 15 Springfield Road,
Harrow, Middx, HA5 1QF

Entrance in Amersham Road

COMMODORE SPARES AND REPAIRS

906114-01	£8.95
6510	£9.95
6526 CIA	£9.50
6581 SID	£11.75
901227-03	£8.25
901226-01	£10.75
901225-01	£7.95
8501	£7.75

OASIS

INCL. VAT & P&P

**14 RIDGEWAY ROAD, SALISBURY,
WILTSHIRE, SP1 3BU
TELEPHONE (0722) 335061**



**ADVERTISE YOUR
SERVICE IN THIS
SPECIALIST
REPAIR GUIDE.**

**DEADLINE FOR NEXT ISSUE
11TH FEBRUARY**

COMPUTER REPAIRS

SPECTRUM, COMMODORE, AMSTRAD,
ACORN, BBC etc.

Fixed charge repairs on all makes

Please ring for details:

MCE SERVICES

**33 Albert Street,
Mansfield, Notts NG18 1EA
Tel: 0623 653512**

SCOTTISH COMPUTER REPAIR CENTRE

FIRST CLASS REPAIRS AT FIXED PRICES

C64...£26 SPECTRUM...£16 AMSTRAD CPC...POA
C16...£20 VIC 20/C+4...£22 ELECTRON BBC etc...POA
PRINTERS, MODEMS, TV'S, VDU'S...POA

*Pick up & delivery service throughout Central Scotland
3 Month Guarantee on all repairs.*

Enclose payment with order to: **SCRC**

Unit 26A

Hawkslaw Trad. Est.

Leven, Fife. KY8 4LT

Tel: 0333 21487

TRADE & COMMERCIAL ENQUIRIES WELCOME

COMMODORE REPAIRS

(with FREE extended guarantee)

COMMODORE 64	26.70
COMMODORE C16/+4	19.70
VIC 20	18.70
D/DRIVES, PRINTERS etc	POA

Price is all inclusive and we guarantee
the whole computer for six months.

KPR MICRO, DEPT. YC

34, Petunia Crescent, Springfield,
Chelmsford, Essex CM1 5YP
Tel. 0245 - 468554

COMPUTER REPAIRS

*Fast and Professional Repair
Service in the South East!*

Repairs to most makes of micros
and peripherals.

Amstrad approved service centre
Three month warranty on all work

MICRO COMPUTER REPAIR SERVICES

47 Mungo Park Way, Orpington, Kent
Tel. Orpington (0689) 73353 any time

MFB COMPUTERS

Fast Computer Repair Service
For All Leading Makes of Personal
Computers.

Commodore 64	from £25 inc.
Commodore C16	£18.95 inc.
Vic 20 C+4	from £19.95 inc.
Commodore PSU's	£22.50 inc.
BBC's	from £29.95 inc.
Electrons	from £19.95 inc.
Amstrad CPC 464	£32 inc.
Altai Commodore compatible cassette deck	£29.95 inc.

**14 VICTORIA ROAD, ELLAND,
W. YORKS TEL. 0422 76698**

SPECIALIST COMMODORE REPAIRS

Commodore 64	£20.00
1541 Logic Fault	£20.00
1541 Alignment	£18.00
CBM Modem	£14.00
Commodore C16	£18.00
Commodore +4	£18.00
Commodore 128	£30.00

All repairs carried out using the latest diagnostics and test equipment. This ensures a faster repair to your computer or peripheral.

When the fault has been rectified we final test with checksum diagnostics to ensure any new components fitted function correctly.

There is no extra charge for posting. All prices fully inclusive. (No Hidden Extras).

Other Commodore Home Computers and Peripherals repaired on request. Don't hesitate to phone:

I. Bateman Specialist Computer Repairs

Telephone: Corby (0536) 69454 24 hour answering service

FIXED PRICE COMPUTER REPAIRS

All types of Home Computers: **Amstrad, Sinclair, Commodore, BBC etc.** Prices from £7.00 (for minor faults eg. keyboard type faults. Inclusive VAT and P&P 3 months guarantee.

Also, we buy, sell, rent new or used home/micro computers. Also available: Spares, Software, Cables, Peripherals and maintenance contracts etc.

PHONE (0702) 618455/613741 for immediate prices. Packaging materials supplied.

**SPECIAL OFFER: SPECTRUM &
UPGRADE £31 inc VAT/P&P**

ANALYTICAL ENGINEERING LTD.,
Analytic House, Granger Road Ind. Est.,
Southend on sea, Essex SS2 5DD

Repairs Guide

PHONE JON WATSON
ON
01-437 0699 EXT. 281

CROYDON COMPUTER CENTRE

29 Brigstock Road, Thornton Heath,
Surrey, CR4 7JJ Tel: 01 683 2646

COMPUTER SERVICING

(Est'd since 1979)

We repair — on the premises — quick
turnround

- * Commodore & Spectrum
 - * BBC & Electron (Approved Service Centre)
 - * Amstrad & Torch (Approved Service Centre)
 - * Disc Drives, Printers, Monitors
- Mail Orders by phone Access & Visa accepted

COMPUTER REPAIRS

Fixed Super Low Prices!

Inclusive of parts, labour and VAT



FIRST AID
FOR
TECHNOLOGY

1 week turnaround Collection/delivery available for local area

★ SUPER OFFERS ★

SPECTRUM	£14 inc. + Free Game	ELECTRON	£19 inc.
C64	£22 inc. + Free Game	AMSTRAD 464	£32 inc.
C16	£18 inc.		+ Free Game
VIC20, C+4	£22 inc.	SPECTRUM 128	£16 inc.
BBC	£32 inc.	C64 P.S.U. for sale	£20 inc.

Please enclose payment with item - 3 month warranty on repair. Please enclose advert with repair

W.T.S. ELECTRONICS

5-9 Portland Road, Luton, Beds LU4 8AT. Tel: 0582 458375. Telex: 265871

SPARES AND REPAIRS **HEATH COMPUTERS** WE FIX MOST MAKES OF COMPUTERS

SPARES		REPAIRS	
CBM64 PSU	£22.00	CBM 64	FROM £25.00
6589	£17.50	CBM 16	FROM £25.00
6581	£10.00	CBM +4	FROM £25.00
8501	£10.00	CBM 128	FROM £30.00
6561	£10.00	BBC	FROM £30.00
6510	£10.00	ELECTRON	FROM £30.00
6526	£10.00	CASSETTE	FROM £10.00
KERNAL ROM	£10.00	1541	FROM £25.00
BASIC ROM	£10.00	CBM PRINTERS	FROM £25.00
PLA	£12.00		

HEATH COMPUTERS & ELECTRONICS LTD
PLEASE ADD VAT TO ALL PRICES
TEL: (021) 771 3636 (BIRMINGHAM)

YOUR COMMODORE

Lineage: 54p per word.
(including VAT)

Semi display: £11.73 per single column centimetre
(including VAT) minimum 2cm. Ring for information on
series bookings/discounts.

All advertisements in this section must be prepaid.
Advertisements are accepted subject to the terms and conditions
printed on the advertisement rate card (available on request).



01-437 0699

Send your requirements to:
JON WATSON
ASP LTD, 1 GOLDEN SQUARE,
LONDON W1

HARDWARE

TAPE BACK-UP BOARDS

FOR CBM-64/128 & VIC 20

The Mk.1. uses a second CBM type
cassette deck to copy a program as it
loads. Very easy to use.

£8.95 inc. P&P

NEW IMPROVED Mk.2. has a built in
speaker so you can hear your copy
being made. Works like the Mk.1. or
can be switched to use our

'GENERATOR' software method.

£14.00 inc. P&P

ROM/SWITCH RESET BOARD resets
ALL programs that a standard switch
can't. Also has a socket for an 8K
Eprom. Full instructions supplied.

£8.00 inc. P&P

All products guaranteed for 12 months

Send your cheque/P.O. or stamp for
details to:- **TURBOTRONIC**,
46, Rippon Street, Parkinson Lane,
HALIFAX, West Yorkshire, HX1 3UG.
Tel. (0422) 52020.

01-437 0699
= RESULTS

SPECIAL OFFERS

C64 & +4 POWER SUPPLIES

In stock £17.50
inc. P&P.

Cheque/P.O. to:-
W.E.

High House
Preston-On-Wye,
Hereford,
HR2 9JU

DISCOUNT SOFTWARE: Latest
titles for CBM64/128 at 75% off
R.R.P.: S.A.E. To: A.O.W., 104
Hollywell Road, Lincoln. LN5 9BY.

WANTED

DRILLER wanted, will travel. S
Cape, Freedom Road, Freescape.
DRI LLER.

SERVICES

128 USERS CLUB

- ★ International PenPal List ★ Quarterly Magazine
- ★ Public Domain Software ★ Software Data Base

For More Details Write to:-

Brampton, Croome Road, Defford, Worcs. WR8 9AR

COMMODORE 64. Need a
printed listing of your Basic
program? Send your Cassette or
Disk with £1 to Withers, 3 Beeton
Avenue, Little Lever, Bolton, BL3
1QH.

COMMODORE DISK LIBRARY

Free membership. Wide
selection. send 2 x 18p
stamps for details.

To: **Commodore Disk Library**
23 Curzon St., Derby.

BUSINESS OPPORTUNITIES

IDEAS, INVENTIONS Wanted.
Call I.S.C. 01 434 1272 or write:
Dept (ASP) 99 Regent St, London
W1.

**LOOK OUT FOR
COMMODORE
DISK USER.**

WARNING NOTICE

Advertisements placed in this magazine are to be in strict compliance with our standard conditions (copies of which conditions are available on request) and on the clear understanding that the advertiser warrants that his advertisement(s) does not infringe any copyright or condition of sale of any interested party in the advertised product.

Further, the advertiser indemnifies the proprietors of this magazine in respect of costs, damages, or any other claims brought against them as a result of legal action arising from the publication of the advertisement.

Any breach of these terms or the said conditions may result in prosecution of the advertiser by the proprietors.

FOR SALE

NEOS?

YOU NEED THE MOUSE PLUS

Enables you to use the mouse and keyboards together. Can be left connected all the time - includes a disc containing the mouse menu, Amiga style pull down menus while you programme. Two mouse drivers for your own programmes and D cheese mod. Full manual supplied. Let your C64 use the whole power of the mouse. Does not damage the keyboard.

Send **£19.95** to: or phone for more details
Shazaan Systems

8 Alm Close, Knap Hill, Woking, Surrey. Tel: 04867 89098

CROSSWORD Companion Commodore 64 Disk Program + 18600 W vocabulary £10. Cheques, P.O.'s to John Tulley, 71 Town Lane, Mobberley, Cheshire, WA16 7HH.

COMMODORE PET 8096, Twin 4040 Drives, 4022 P Printer plus all manuals - Offers. Also CBM 64 plus 1541 plus 1701 Monitor plus 5 Octave Keyboard, plus IEEE 488 plus 3 Cartridges, over 100 disks, 80 tapes - Offers. Telephone: 05827 68253.

SOFTWARE

THE BEST POSSIBLE AMIGA 500 DEAL.

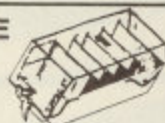
AMIGA 500 ...with FREE Mouse, Mouse Mat, Deluxe paint, Karate Kid II, 10 Disks of Software, 2 Manuals, Amiga Tutorial, 5 Blank Disks and Delivery. **£485** with T.V. Modulator OR **£464** without. (includes delivery)

★ 25 day replacement (from purchase) of faulty Amiga 500 and/or power unit.

★ One year Full Guarantee (extendable)
Access Orders/Enquiries: Tel 0706 43519

RAMSOFT (Dept Y.C.3),
24 Bankfield Lane, Norden, Rochdale, Lancs.
OL11 5RJ.

FREE



large (100 disk capacity)
disk storage box lockable
worth £13.95 -

- When you buy 25 disks
for only £18.75 (inc. VAT &
P/P OR 50 disks for only
£28.95 inc. Fuji 5 1/2" D.S.
Disks

Nebulae, Dept MA, FREEPOST, Kilroot
Park Industrial Estates, Carrickfergus, Co
Antrim, BT38 7BR TEL (09603) 51020

X RATED ADULTS ONLY GAME

FANTASY
Commodore 64/128 **£6.50**
inc p&p

Available to persons over 18
only. Please state age when
ordering.

R'n'H MICROTEC
32 Hazell Way, Stoke Poges,
Bucks SL2 4DD.

AMIGA PUBLIC DOMAIN SOFTWARE

We have the very latest Fish #1 to #102,
and Amicus, 1 # to #22, disks in stock. For
full details of program content PLUS
Tutorial 'PD Without Tears' PLUS the
JUMPDISK Magscan PLUS a collection of
programs and articles from previous issue
of JUMDISK. Please send a £3.50
cheque/PO for the 'JUMPDISK DEMO'.
We will send a copy by return.

George Thompson Services,
Dippen Lodge, Dippen, Brodick,
Arran, KA27 8RN, Scotland.
Tel. 077 082 234

LANGUAGE

FORTH AND LISP FOR THE C64 AND C128

These languages are available as
16K ROM Cartridges.
S-forth £24.90 S-lisp £32.90

LETCHWORTH SOFTWARE
45 Swift Close, Letchworth, Herts
SG6 4LL Tel (0462) 675305

C16/+4 FORTH

Metacompiler to FIG + 79.
Auto tape/disc. Savsys, auto start
editor. Tape or disc **£24.95**

TENSAL TECHNOLOGY
No 15 Penrice Close, WSM, Avon
BS22 9AH

AMIGA

DIGITAL SHADES LTD

Have moved to larger, completely
refurbished premises at:-

**UNIT 2, 386-388 GREEN ST.,
UPTON PARK, E13 9AP.
TELEPHONE: 471 7969**

★ SPECIAL OFFER ★

AMIGA A500 £450 - with free Mouse,
Mouse Mat, 10 Public Domain Disks, Amiga
Basic, Amiga Hand-books, Karate Kid II,
Deluxe Paint and T.V. Modulator.
(reduced to £435 for first week).

★ ST OFFER ★

ATARI ST £260, with free Mouse, Atari
Basic, manual and 5 Public Domain Disks
and Software.
(reduced to £250 for the first week).

All prices include VAT. Telephone orders
accepted.
Callers Welcome.

AMIGA OWNERS

Generous discounts now available on
popular software, Blank Discs,
Accessories, etc.
Try Software before you buy.
For details send SAE to:-

THE SOFTWARE CLUB (YC)
26 BEECHLEY DRIVE, CARDIFF
CF5 3SN

COPY DEADLINES

MARCH
issue 21st DEC

APRIL
issue 26th JAN

MAY
issue 26th FEB.

**TO ADVERTISE IN
YOUR
COMMODORE
PHONE JON
WATSON ON
01-437 0699**

AMIGA OWNERS!

Interested in FULL-Colour Hard Copy?

Send your IFF Format Art on Disk and I will print it
out on the 4000+ Colour Xerox 4020 Printer.
All quickly returned 1st class. Specify file to be
printed and send £2 per print + 30p P&P to:-

AMIGART,

25 Deanhead Road, Eyemouth, Berwickshire.
TD14 5SA.

B A E A K

Serious Users Guide Software

Apologies to anyone who experienced a delay in receiving the software from the Serious Users Guide. This was due to technical difficulties with the disk.

It is possible that some people may have received a corrupted version of this disk. Should your disk not work correctly can you please return it to:

Omega Micro Services,
7 Graham Avenue,
Brinsworth,
Rotherham S60 5LA.

and a replacement will be sent to you.

Commodore Where Are You?

At the *Your Commodore* office we are repeatedly asked for the address and telephone number of Commodore U.K. Many people, after referring to their computer manuals, believe them

to be based in Corby.

The Commodore plant at Corby was closed down some time ago. Reproduced here you will find the correct address for Commodore U.K. We suggest that you write this correct address in the front of your computers manual for future reference.

Commodore Business Machine, (UK),
Commodore House,
The Switchback,
Gardner Road,
Maidenhead,
Berks SL6 7XA.

Plus/4 Extended Basic

The author of the Plus/4 Extended Basic program that appeared in our *1987 Serious Users Guide* has provided us with a number of updates to the program. All of the alterations are

made to Listing 1. The changes are as follows:

```
86 POKE DEC("13A9"),21
100 SYS 8020"EXTENDED BASIC",
1,4097,8605
```

A number of errors also appeared in the text for this program.

The line to be added should the fast loader be used is:

```
95 IFD$="T"THENSYSDEC
("3D00")
```

The RECORD format is incorrect. This should be:


```
RECORD CHANNEL,RECORD
[OFFSET]
```

The RECORD command also assumes that file 15 has opened as the command channel.

The DMERGE format is the same as the normal DLOAD command.

KNOW THE FEELING?... SUBSCRIBE TO
COMMODORE Disk User

£15.00 for 6 issues U.K.
£18.00 for 6 issues EUROPE
£18.20 for 6 issues MIDDLE EAST
£19.30 for 6 issues FAR EAST
£18.40 for 6 issues REST OF WORLD
Airmail subscription rates on request.



Please begin my subscription(s) to COMMODORE DISK USER with the

I enclose my cheque/postal order for £..... from my Access/Barclaycard No. to

or debit £..... valid from

NAME (Mr/Mrs/Miss)..... made payable to Argus Specialist Publications Ltd.

ADDRESS.....


Postcode.....

Signature.....

Date.....

Please use BLOCK CAPITALS and include post codes

..... issue.



Send this form with your remittance to:
INFONET LTD., 5 River Park Estate,
Berkhamsted,
Herts HP4 1HL.

BONE CRUNCHER



Bono takes the skeletons to a cauldron




Bono's partner Fozzy restrains a monster

A PRIZE FOR EVERYONE WHO COMPLETES THE GAME

Buy Bonecruncher and see if you can complete all the game screens!

All successful players will receive a superb portable radio with headphones (illustrated on the right), a colourful Bono's Bathing Co. badge, and a signed certificate.

Closing Date: 30th April, 1988



• Full of Strategic Puzzles and Problems

• Over 20 Increasingly Difficult Caverns

• Password Feature helps you to Progress

• Prize Competition for Skilled Players

• Humorous, Witty, a Barrel of Laughs

Bono The Dragon and his Flourishing Business

You are Bono, a friendly dragon residing in a picturesque sea-castle. As a shrewd business-dragon, keen on "nice little earners", you make your living by selling soap to the giant monsters who bathe in the sea surrounding the castle.

With the aid of your business partner, named Fozzy, you produce the soap by collecting skeletons amongst the castle caverns and then boiling the bones in a cauldron.

However, the castle caverns are fraught with danger: there are monsters who will kill you, spiders who will eat you alive, and glocks who will block your path. It will pay you dividends to also avoid the perilous trapdoors and hidden volcanoes.

A soap-opera not to be missed!

COMMODORE 64/128 • COMMODORE AMIGA
BBC MICRO • ACORN ELECTRON

Cassettes: **£9.95** (C64, BBC, Electron)
5 1/4" Discs: **£11.95** (C64, BBC, Electron)
3 1/2" Discs: **£14.95** (Amiga, BBC Master Compact)




Dept. BC2, Regent House, Skinner Lane,
Leeds LS7 1AX.
Telephone: (0532) 459453



24-HOUR TELEPHONE
ANSWERING SERVICE FOR ORDERS



OUR GUARANTEE

- All mail orders are despatched within 24 hours by first-class post.
- Postage and packing is free.
- Faulty cassettes and discs will be replaced immediately. (This does not affect your statutory rights.)



*It plays like a dream...
but seems like a **NIGHTMARE!***

TRAPPED – in a 1970's arcade machine! Every escape route is blocked by a wall of brightly coloured bricks. Powerfully addictive, with 200k of digitized sound, **IMPACT** has 80 built in screens plus 48 that you can design yourself – as hard, as simple, as much fun as you like. Hidden on each screen are special tokens – catch them if you can. Use them to buy one of nine powerful weapons, or keep them until the end of the screen to score a bonus.



Available now, price £14.95 for Amiga (512k min.) and Atari ST (requires 512k, mouse and colour monitor or TV).
Now released for CBM64, Spectrum and BBC (specifications vary).
Audiogenic Software Ltd., Winchester House, Canning Road, Wealdstone,
Harrow, Middlesex HA3 7SJ.



Tel: 01-861 1166





...s like a dream...
...ke a **NIGHTMARE!**

...route is blocked by a wall of brightly
...itized sound, **IMPACT** has 80 built in
..., as simple, as much fun as you like.
...if you can. Use them to buy one of nine
...screen to score a bonus.



(requires 512k, mouse and colour monitor or TV).
...ary).
...ealdstone,



YOUR COMMODORE

AN ARGUS SPECIALIST PUBLICATION

Your Commodore January 1988



YOUR
AMIGA
FREE 32 PAGE
SUPPLEMENT

C64 TAPE SYSTEM—FIND PR

ACKROYD'S SAGA—EDUCATIONAL GAME
CONTROLLING THE C128's 80 COLUMNS

Volume 4 Number 4